



# STATISTICS BOTSWANA

## CATALOGUE OF STATISTICAL PUBLICATIONS 2014/15



Statistics Botswana.  
Private Bag 0024 Gaborone Botswana  
Tel: (+267) 3567 1300. Fax (+267) 395 2201.  
Email: [info@statsbots.org](mailto:info@statsbots.org)  
Website: [www.cso.gov.bw](http://www.cso.gov.bw)

## Preface

The catalogue of statistical publications contains detailed and clearly structured information on publications issued by Statistics Botswana (SB) in 2014/15. The descriptive information of SB publications includes:

- **The title**
- **Short summary of each publication**
- **The number of pages**
- **Periodicity**
- **Whether available in other formats**
- **International standard book number**
- **SB website**


The SB website presents a wide range of up-to-date information about the Organization's activities. SB has a free library open to the public for research.

**Contact us at: [info@statsbots.org.bw](mailto:info@statsbots.org.bw) and <http://www.cso.gov.bw>**



## ANNUAL AGRICULTURAL SURVEY REPORT 2013

STATISTICS BOTSWANA



Copyright © Statistics Botswana 2015

ISBN 978-99948-428-5-4

Statistics Botswana, Private Bag 0024, Botswana  
Tel: (267) 367 1330, Fax: (267) 393 2201, Email: info@statsbots.org, Website: www.cso.gov.bw

## Annual Agricultural Survey Report 2013


**Periodicity:** Yearly  
**Pages:** 183  
**Published:** July 2015

This report presents the 2013 Annual Agricultural Survey results. The survey is part of a series of household surveys carried out by Statistics Botswana through the Agricultural Statistics Unit (ASU) and in collaboration with the Department of Agricultural Research, Statistics and Policy Development (DARSPD) of the Ministry of Agriculture. The agricultural surveys provide time series data on key production indicators in the livestock and crop sub-sectors for evidence-based policy development, decision-making as well as to monitor and evaluate Government development programmes and projects. Among others, the information covers livestock production indicators such as birth, off-take and death rates. Under the crop sector, it covers area planted and harvested as well as production and yield of various crops.

## Tourism Statistics Annual Report-2013

**Periodicity:** Yearly  
**Pages:** 56  
**Published:** June 2015

The Tourism report is one of the annual publications of Statistics Botswana. The information contained in this publication is compiled from completed immigration arrival/ departure forms. Travelers entering and leaving the country are required to complete arrival and departure forms at all gazetted points of entry/ departure. This covers all land borders and airports. The report covers statistics on: Country of residence, nationality, purpose of entry, mode of travel, point of entry/ departure or border post, age and sex.





## Information & Communication Technology (ICT) 2013 Statistics Report

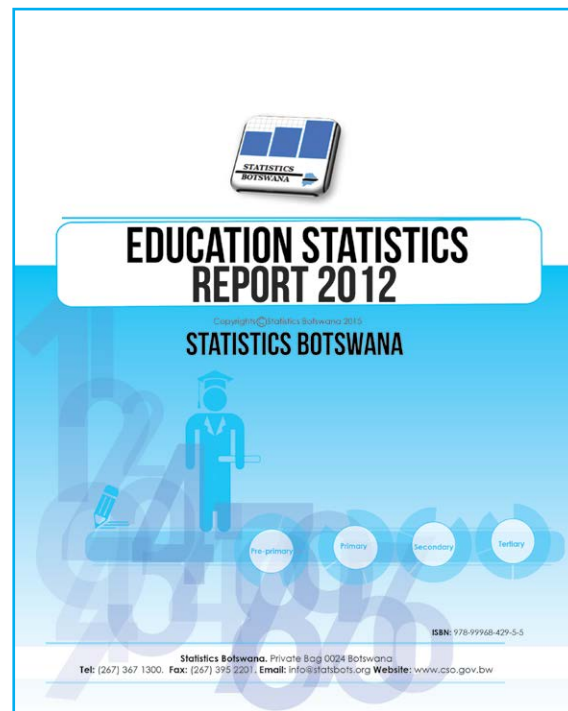
**Periodicity:** Yearly  
**Pages:** 32  
**Published:** March 2015


This report presents Botswana Information and Communications Technology Statistics for 2013. It is aimed at enhancing and assisting the decision-making process within the ICT sector relating to operational, sectorial, national or international purposes. The report presents a summary of a diverse range of communication statistics in tabular and graphical format. Key indicators Included are Telecommunications, print media, radio and television postal services and education statistics.

## Education Statistics Report 2012

**Periodicity:** Yearly  
**Pages:** 182  
**Published:** May 2015

This report gives highlights on education and training in Botswana for the year 2012. The publication provides information on institutions, enrolments, teachers and facilities, which are essential for education planners and decision makers for monitoring, evaluating and accounting for progress in the education system. The statistics enable monitoring progress towards the achievement of national and international goals, notably; basic education for all, increasing access in higher education and Millennium Development Goals. The statistics can also be used as a basis for assessing equitable allocation of resources in various districts, regions and other denominations. The report covers sections which provide indicators on various aspects of education which are: Pre-Primary Schools, Primary schools, Secondary Schools, Colleges of Education, Vocational & Technical Training and Universities.





## Botswana in Figures 2012/13

**Periodicity:** Yearly  
**Pages:** 48  
**Published:** December 2014

Botswana in Figures is an annual publication containing social and economic statistics useful for policy purposes. The publication consists of the following statistics:

- Tourism
- Population census
- Health
- Education
- Cattle ownership
- Gross domestic product
- Wild life population estimates- national level

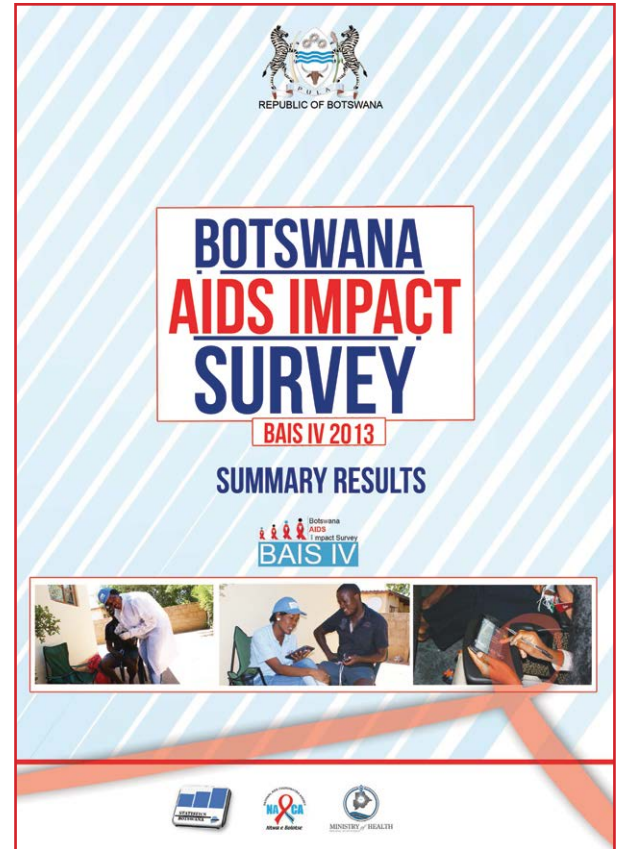
## Botswana Aids Impact Survey IV (BAIS IV) 2013

**Periodicity:** Every 4 years

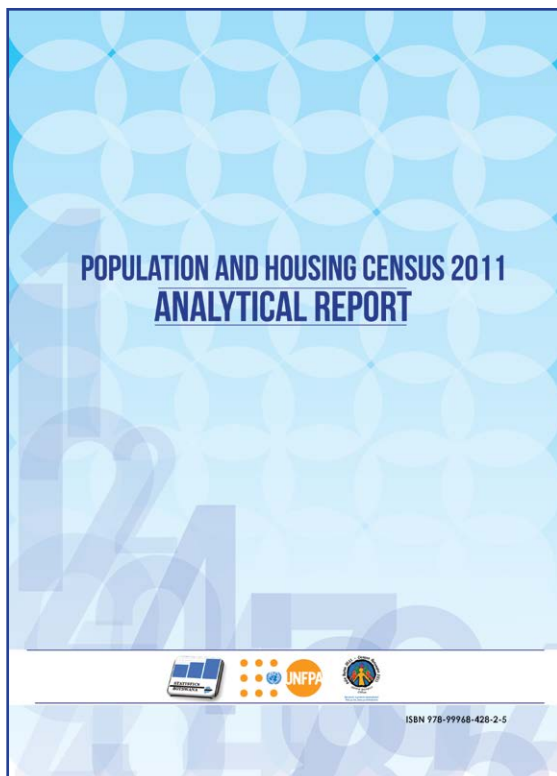
**Pages:** 17

**Published:** April 2014

Statistics Botswana in collaboration with the National AIDS Coordinating Agency (NACA) and Ministry of Health conducted the fourth Botswana AIDS Impact Survey (BAIS IV). BAIS IV was conducted between January and April 2013. This Summary Report provides the key results of BAIS IV, 2013. Key indicators covered in the report are current HIV incidence and prevalence estimates among the population aged six weeks to 64 years and indicative trends in preventive behaviour among the population aged 10 to 64 years in Botswana.







## Population and Housing Census 2011 Analytical Report

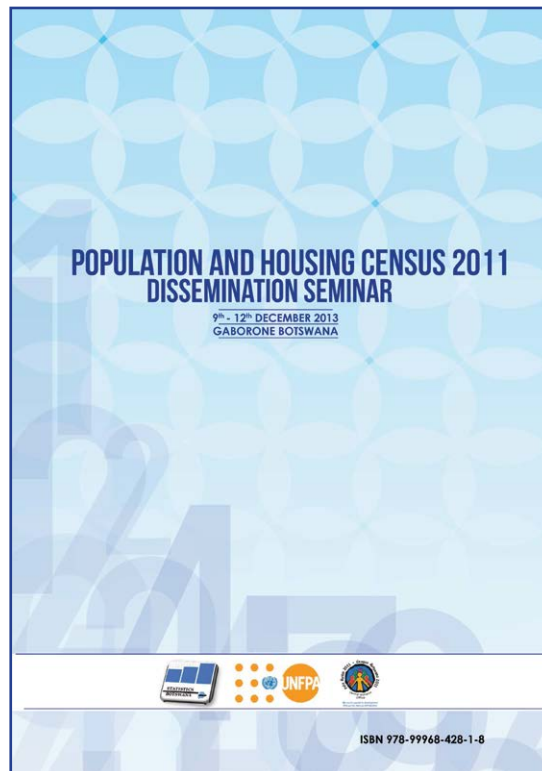
**Periodicity:** Every 10 years  
**Pages:** 520  
**Published:** November 2014

The Population and Housing Census 2011 Analytical Report presents the major thematic analysis of the 2011 Population and Housing Census (PHC). It is one of the series of publications resulting from the 2011 Census. The publication provides information on the socio-economic demographics of the population of Botswana.

## Population and Housing Census 2011: Dissemination Seminar Report

**Periodicity:** Every 10 years  
**Pages:** 443  
**Published:** November 2014

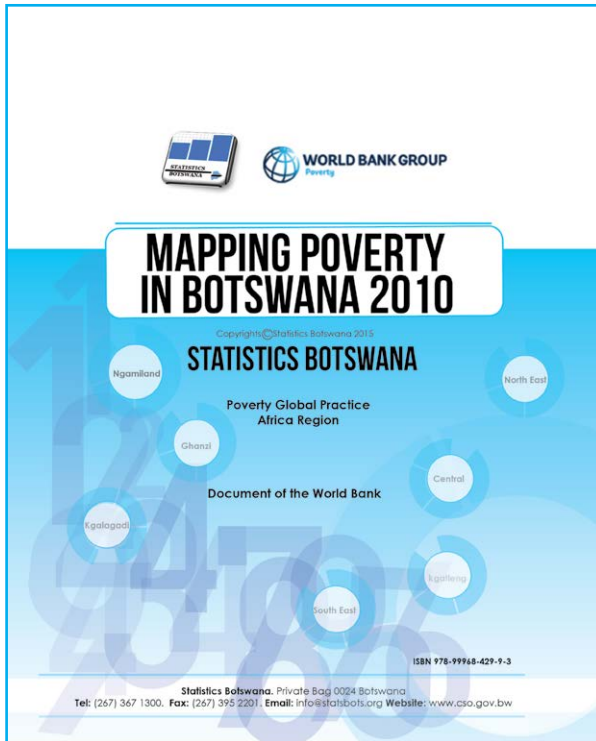
This report highlights the proceedings of a dissemination seminar of the Population and Housing Census of 2011 which was held on 09 – 12 December 2013 under the theme, 'Population and Housing Census, a key to national development'. This report forms part of a series of publications which have been released following the completion of the Population and Housing Census of 2011.



## Mapping Poverty in Botswana 2010

**Periodicity:** Every 10 years  
**Pages:** 50  
**Published:** June 2015

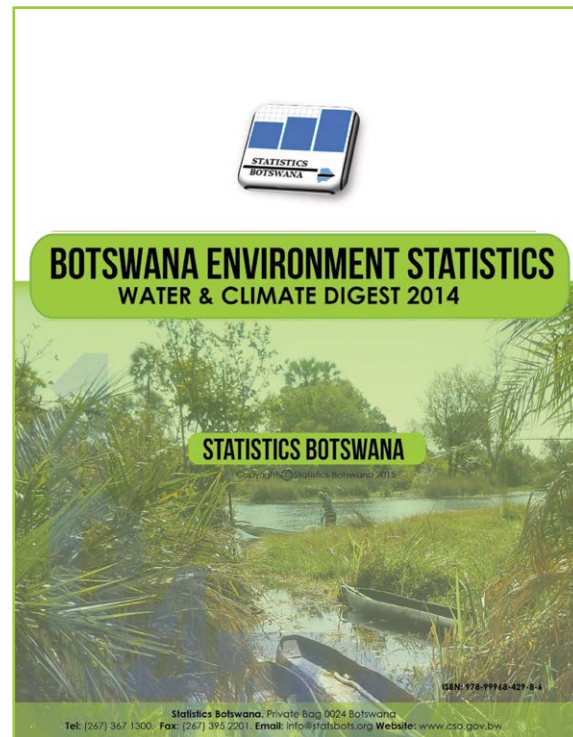
This report discusses the main findings of the 2010 Poverty Map at village level in Botswana. It also provides a discussion on how different village poverty estimates are from district poverty rates, as well as how different these are within the district. Provided also in the report is a detailed discussion of the precision of the Poverty Map estimates. Using the visual representation of village poverty estimates, this report highlights the villages that require urgent attention to tackle poverty. Key indicators included in the report are: Dwelling characteristics; Sources of income and assets; Employment and household size; Gender, civil status, disability, and schooling of household head.



## Botswana Environment Statistics: Water and Climate Digest 2014

**Periodicity:** Yearly  
**Pages:** 35  
**Published:** November 2014

This is the first edition of the Botswana Environment: Water and Climate Digest, which will be produced on a quarterly basis in the future. The purpose of the Digest is to provide data for use by decision-makers in water management as well as for monitoring trends related to climate. The indicators in this report cover data on dam levels, water production, rainfall and temperature. The indicators will however be gradually expanded in subsequent editions as more data become available.





## BOTSWANA ENVIRONMENT STATISTICS WILDLIFE DIGEST 2014

STATISTICS BOTSWANA

Copyrights © Statistics Botswana 2015



Statistics Botswana. Private Bag 0024 Botswana  
Tel: (267) 367 1300. Fax: (267) 395 2201. Email: info@statsbots.org.bw Website: www.cso.gov.bw

### Botswana Environment Statistics: Wildlife Digest 2014

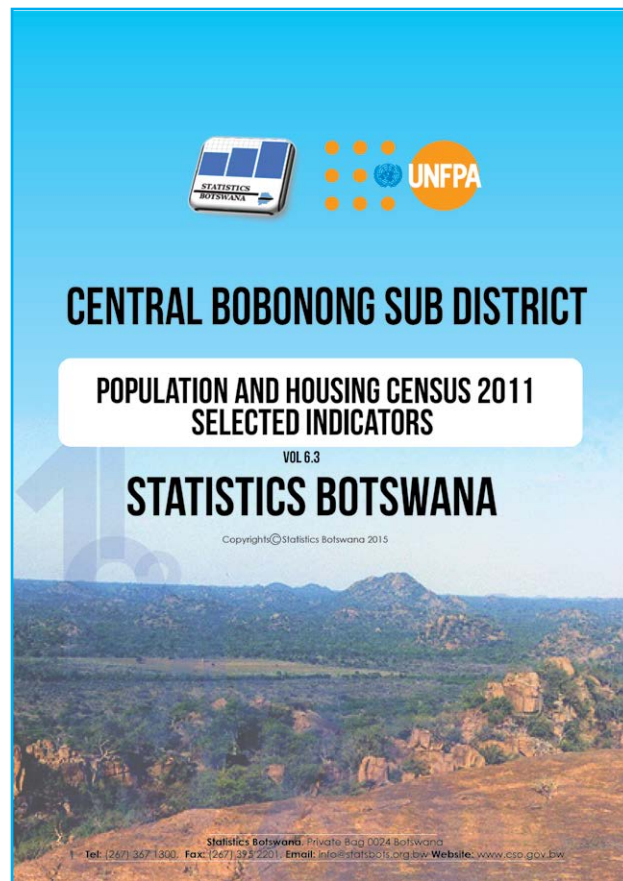
**Periodicity:** Yearly  
**Pages:** 45  
**Published:** April 2015


The digest provides current statistics and trends analysis on fauna (animal life), with particular reference to mammals and birds. The population statistics provided on birds is only on ostriches, while mammals cover species of both herbivores and carnivores of various sizes. Secondary data were used in the production of this digest and were drawn mainly from the Department of Wildlife and National Parks. The information provided in this digest is restricted to the following key indicators, at national and district levels for the years 2003 - 2014; population estimates; population densities; poaching; and fish harvest and production.

## Central Bobonong Sub District: Population and Housing Census 2011 Selected Indicators

**Periodicity:** Every 10 years  
**Pages:** 27  
**Published:** March 2015

This report follows our strategic resolve to disaggregate the 2011 Population and Housing Census report, but also many of our statistical outputs, to cater for specific data-needs of users. The data and commentary contained herein, is one of a series of district profiles presenting disaggregated data to the level of village, abstracted from the 2011 Population and Housing Census results. For definitive interpretation, villages covered in this report are of 500 or more inhabitants. The analysis aims at providing ready information to facilitate planning and policy making. It presents information on composition, distribution and gender. In addition, the report presents information on marital status, orphan-hood, and religion, access to water and sanitation and sources of energy among others.





## VITAL STATISTICS REPORT 2012

STATISTICS BOTSWANA

Copyright © Statistics Botswana 2015

Statistics Botswana, Private Bag 0024 Botswana  
Tel: (267) 367 1300. Fax: (267) 395 2201. Email: info@statsbots.org.bw Website: www.cso.gov.bw

### Vital Statistics Report 2012

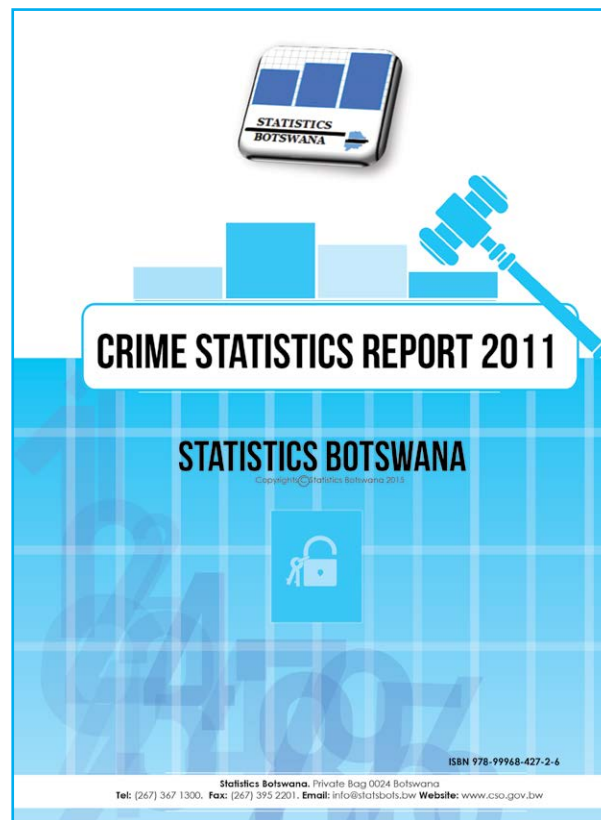
**Periodicity:** Yearly  
**Pages:** 42  
**Published:** June 2015

This is the second issue of the Vital Statistics Report produced. The report is intended to provide a quick reference to some basic population indicators as well as provide an update on the country's Vital Statistics. It is organized in three parts, i) Births, ii) Marriages and iii) Deaths. The Report gives an analysis of births, deaths and marriages registered in 2012.

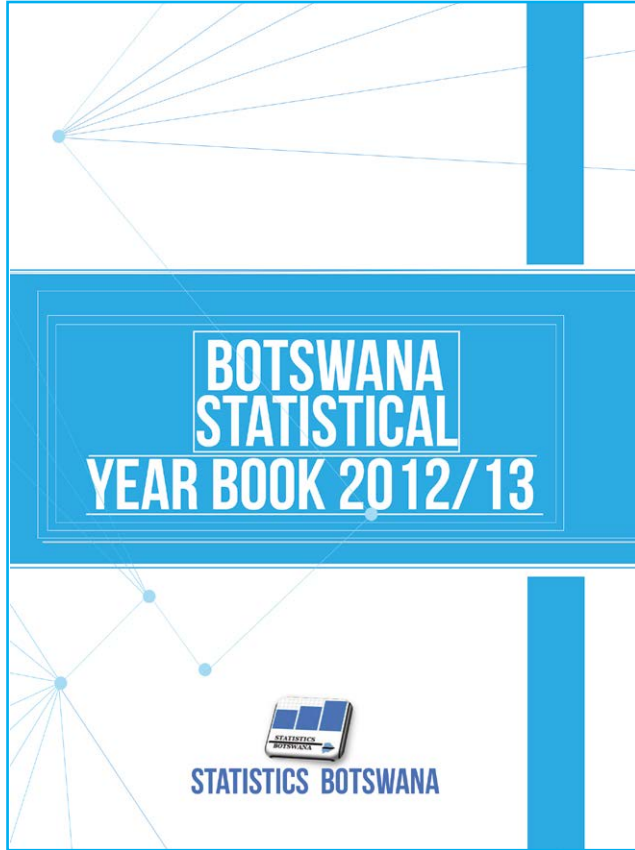
## Crime Statistics Report 2011

**Periodicity:** Yearly  
**Pages:** 38  
**Published:** June 2015

This report provides findings of the 2011 decided criminal cases from all Magistrate Courts in Botswana. The report is based on data obtained from all twenty magisterial courts in Botswana. The analysis is only focused on decided criminal cases and excludes other cases such as civil and matrimonial cases and all pending cases. The crime classification used in the analysis of the data was adopted from the Irish Crime classification and adapted for the Botswana context. Data was sourced electronically from the Case Information Management System (CIMS), located at the Gaborone High Court.







## Botswana Statistical Year book 2013/14

**Periodicity:** Yearly

**Pages:** 78

**Published:** January 2015

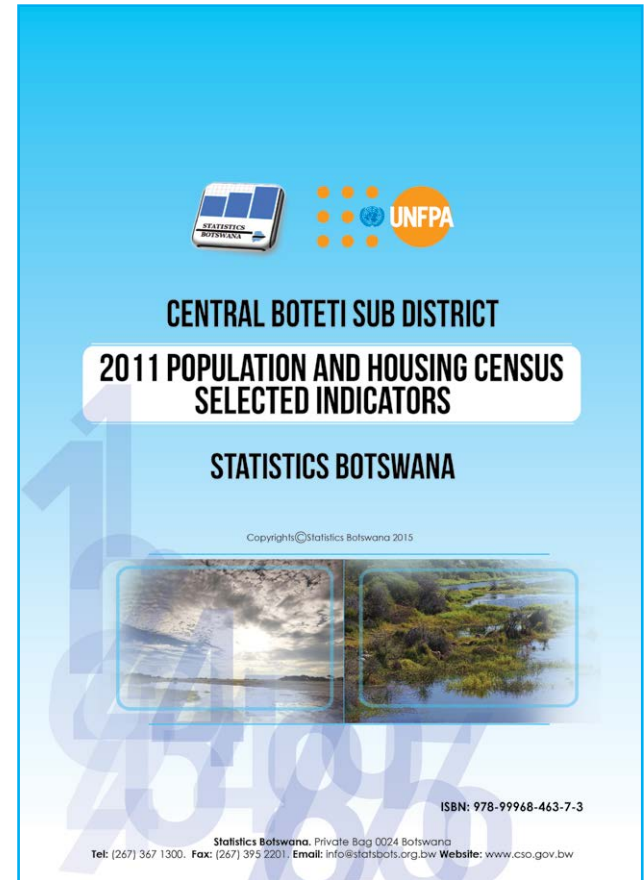
The Statistical Year Book 2013 ensures that the statistical data collected are readily available to users. It contains a summary of key economic and social indicators for Botswana.

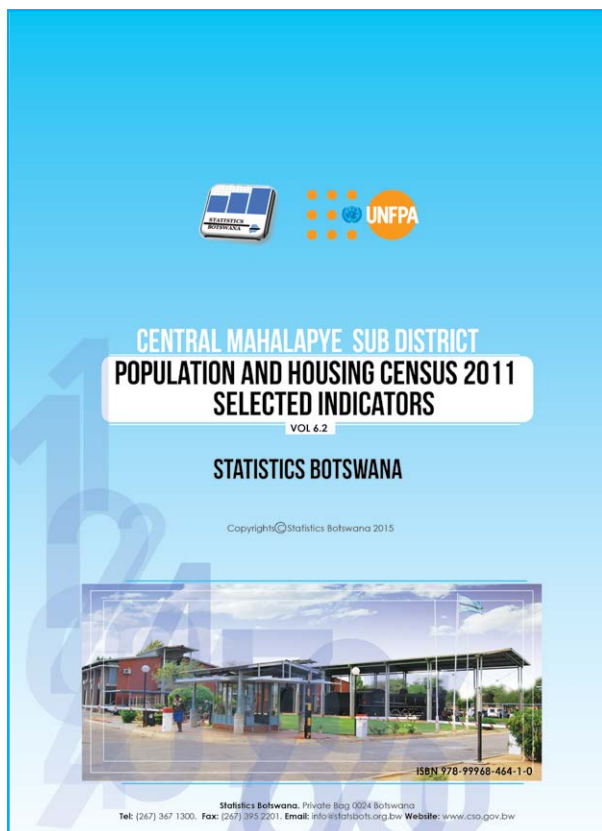
- Tourism
- Population census
- Health
- Education
- Cattle ownership
- Gross domestic product
- Wild life population estimates- national level
- Employment
- Poverty

## Central Boteti Sub District: Population and Housing Census 2011 Selected Indicators

**Periodicity:** Every 10 years  
**Pages:** 27  
**Published:** March 2015

This report follows our strategic resolve to disaggregate 2011 Population and Housing Census results, to cater for specific data-needs of users. Therefore, data and commentary contained herein, is one of a series of district profiles presenting disaggregated data to the level of village, abstracted from the 2011 Population and Housing Census results. For definitive interpretation, villages covered in this report are of 500 or more inhabitants. The analysis aims at providing ready information to facilitate planning and policy making. It presents information on composition, distribution and gender. In addition, the report presents information on marital status, orphan-hood, and religion, access to water and sanitation and sources of energy among others.





## Central Mahalapye Sub District: Population and Housing Census 2011 Selected Indicators

**Periodicity:** Every 10 years

**Pages:** 37

**Published:** March 2015

This report follows our strategic resolve to disaggregate 2011 Population and Housing Census report, but also many of our statistical outputs, to cater for specific data-needs of users. The data and commentary contained herein, is one of a series of district profiles presenting disaggregated data to the level of village, abstracted from the 2011 Population and Housing Census results. For definitive interpretation, villages covered in this report are of 500 or more inhabitants. The analysis aims at providing ready information to facilitate planning and policy making. It presents information on composition, distribution and gender. In addition, the report presents information on marital status, orphan-hood, and religion, access to water and sanitation and sources of energy among others.

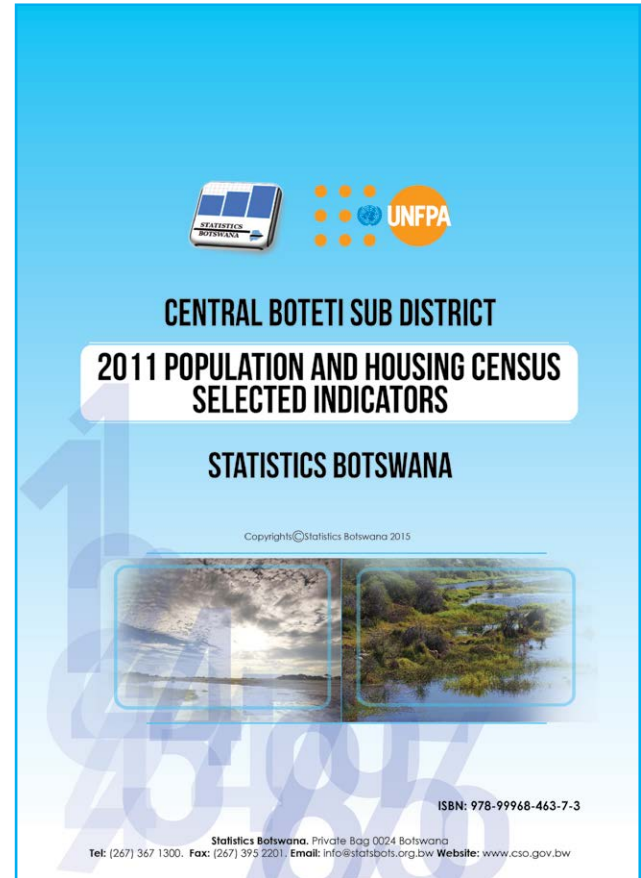
## Central Boteti Sub District: Population and Housing Census 2011 Selected Indicators

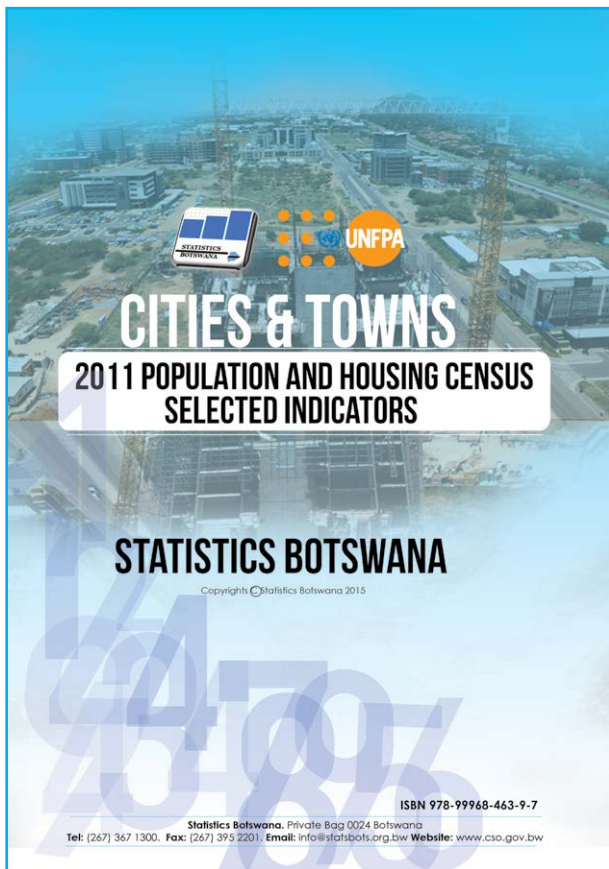
**Periodicity:** Every 10 years

**Pages:** 27

**Published:** March 2015

This report follows our strategic resolve to disaggregate 2011 Population and Housing Census results, to cater for specific data-needs of users. Therefore, data and commentary contained herein, is one of a series of district profiles presenting disaggregated data to the level of village, abstracted from the 2011 Population and Housing Census results. For definitive interpretation, villages covered in this report are of 500 or more inhabitants. The analysis aims at providing ready information to facilitate planning and policy making. It presents information on composition, distribution and gender. In addition, the report presents information on marital status, orphan-hood, and religion, access to water and sanitation and sources of energy among others.





## Cities and Towns: Population and Housing Census 2011 Selected Indicator

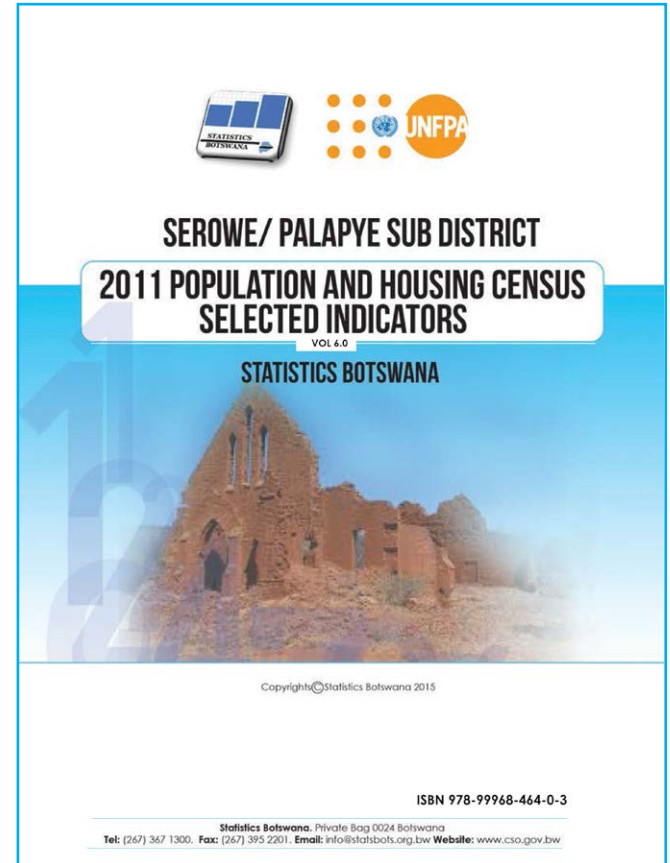
**Periodicity:** Every 10 years  
**Pages:** 22  
**Published:** April 2015

This report follows our strategic resolve to disaggregate 2011 Population and Housing Census report, but also many of our statistical outputs, to cater for specific data-needs of users. The data and commentary contained herein, is one of a series of district profiles presenting disaggregated data to the level of village, abstracted from the 2011 Population and Housing Census results. For definitive interpretation, villages covered in this report are of 500 or more inhabitants. The analysis aims at providing ready information to facilitate planning and policy making. It presents information on composition, distribution and gender. In addition, the report presents information on marital status, orphan-hood, and religion, access to water and sanitation and sources of energy among others.

## Serowe/Palapye Sub District: Population and Housing Census 2011 Selected Indicator

**Periodicity:** Every 10 years  
**Pages:** 37  
**Published:** July 2015

This report follows our strategic resolve to disaggregate 2011 Population and Housing Census report, but also many of our statistical outputs, to cater for specific data-needs of users. The data and commentary contained herein, is one of a series of district profiles presenting disaggregated data to the level of village, abstracted from the 2011 Population and Housing Census results. For definitive interpretation, villages covered in this report are of 500 or more inhabitants. The analysis aims at providing ready information to facilitate planning and policy making. It presents information on composition, distribution and gender. In addition, the report presents information on marital status, orphan-hood, and religion, access to water and sanitation and sources of energy among others.





**QUARTERLY PUBLICATIONS**

CATALOGUE OF STATISTICAL PUBLICATIONS 2014/15

## Gross Domestic Product

**Periodicity:** Quarterly

**Pages:** 24

**Dissemination:** free of charge on the SB website

This statistical release contains preliminary Gross Domestic Product estimates at current and constant prices for the fourth quarter of 2014, as well as 2014 annual preliminary estimates. The 2014 estimates are a summation of the four quarters based on limited data and as such are subject to change.

This publication contains other national accounts aggregates which were last published in 2001. These are compensation of employees by economic activity, Gross Domestic Product by type of income, Gross National Income, Gross National Disposable Income, Gross Savings, Gross Capital Formation by type of assets and Capital Stock by type of assets.



No: 2016/1

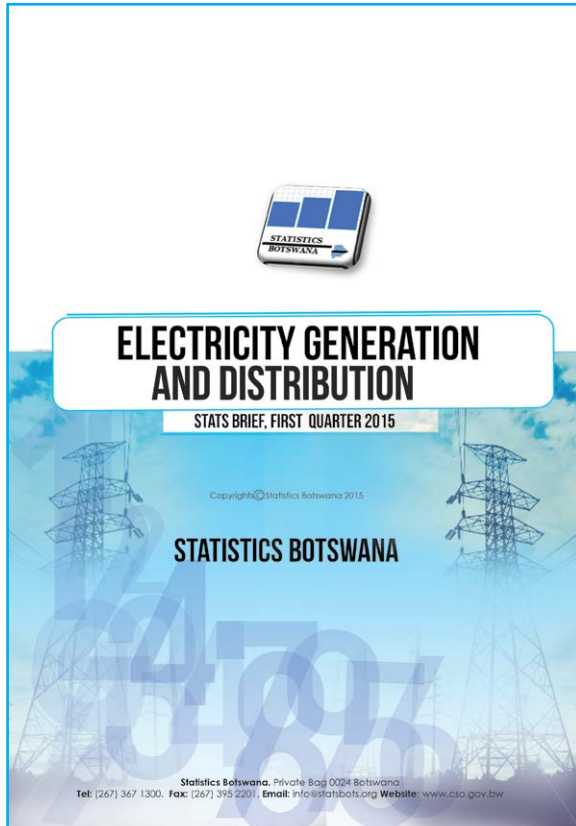
## GROSS DOMESTIC PRODUCT

FOURTH QUARTER OF 2015

Copyrights © Statistics Botswana 2016

Statistics Botswana, Private Bag 0024 Gaborone Botswana  
Tel: (267) 367 1300 Fax: (267) 395 2201  
Email: info@statbots.org.bw Website: www.cso.gov.bw





## Electricity Generation and Distribution Quarterly Brief

**Periodicity:** Quarterly

**Pages:** 18

**Dissemination:** free of charge on the SB website

This statistical brief provides an apprise on Electricity Generation, Importation and Distribution by presenting Monthly, Quarterly and Yearly Volumes as well as Indices for Electricity Generation in Botswana. The release shows changes in the volume of electricity generation in a given period against the base year, and hence provides a reflection of the trends in the local electricity sector.

## Indices of the Physical Volume of Mining Production Quarterly Brief

**Periodicity:** Quarterly

**Pages:** 13

**Dissemination:** free of charge on the SB website

This statistical release presents quarterly and annually Indices of Mining Production (IMP) for the period 2003 to 2014. Mineral groups covered in the stats brief include:

- Diamonds
- Copper-Nickel-Cobalt
- Matte Copper Concentrates
- Gold
- Soda Ash
- Salt, Silver, Coal




# INDICES OF THE PHYSICAL VOLUME OF MINING PRODUCTION

No: 2015/1

STATS BRIEF FOURTH QUARTER 2014

## STATISTICS BOTSWANA

Copyrights © Statistics Botswana 2015



Contact Statistician: Mofahlil Goweditwe Madande  
Email: mmadande@gov.bw

Tel: (267) 3671300  
Release date: April 2015

Statistics Botswana, Private Bag 0024 Botswana  
Tel: (267) 367 1300. Fax: (267) 395 2201. Email: info@statsbots.org.bw Website: www.cso.gov.bw



# VISION 2016 AND MILLENIUM DEVELOPMENT GOALS INDICATORS REPORT, 2014

2014/1

## STATISTICS BOTSWANA

Copyright © Statistics Botswana 2014

Statistics Botswana: Private Bag 0024 Botswana  
Tel: (267) 367 1300. Fax: (267) 395 2201. Email: csobots@gov.bw Website: www.cso.gov.bw

### Vision 2016 & Millenium Development Goals Indicators Report 2014

**Periodicity:** Quarterly

**Published:** July 2015


**Dissemination:** free of charge on the SB website

This statistical brief sets to apprise readers on the progress made on monitoring and evaluation of Vision 2016 and Millennium Development Goals. The report covers Vision 2016 Indicators and Millennium Development Goals.

## Transport & Infrastructure Statistics Stats Brief Q1 2015

**Periodicity:** Quarterly  
**Pages:** January 2015  
**Dissemination:** free of charge on the SB website

This Stats Brief presents a summary of the Transport and Infrastructure Statistics for Quarter 1 of 2015. It contains data on air transport, motor vehicle registrations, railway transport and water transport. The brief consists of three sections, which are: Air Transport, Motor Vehicle Registration and Railway Transport.



## TRANSPORT & INFRASTRUCTURE STATISTICS

Q 1 2015 STATS BRIEF

copyrights © Statistics Botswana 2015



Statistics Botswana, Private Bag 0024 Gaborone Botswana  
Tel: (267) 367 1300 Fax: (267) 395 2201  
Email: [info@statsbotswana.gov.bw](mailto:info@statsbotswana.gov.bw) Website: [www.cso.gov.bw](http://www.cso.gov.bw)



STATISTICS BOTSWANA

# WORK PERMITS HOLDERS SECOND QUARTER 2013

Copyrights © Statistics Botswana 2014

Statistics Botswana, Private Bag 0024 Gaborone Botswana  
Tel: (267) 367 1300 Fax: (267) 395 2201  
Email: info@statsbhw.org.bw Website: www.csb.gov.bw

## Work Permits Holders

**Periodicity:** Ad hoc

**Published:** 13

**Dissemination:** free of charge on the SB website

Presented in this stats brief is a summary of the characteristics of expatriates who held valid work permits as at December 2012, hence the data refer to the fourth quarter of 2011. Presentation of work permit holders by occupation and industry gives an indication of jobs currently held by non-citizens or the need for expatriate recruitment.

## Formal Sector Employment Stats Brief September 2013

**Periodicity:** Ad hoc

**Published:** 10

**Dissemination:** free of charge on the SB website

This Statistics Brief presents results of the September 2013 Employment Survey. The key indicators covered in the results are summary estimates of formal sector employment, monthly average cash earnings, and minimum hourly wage rates as well as estimates for the Ipelegeng Programme.



# FORMAL SECTOR EMPLOYMENT

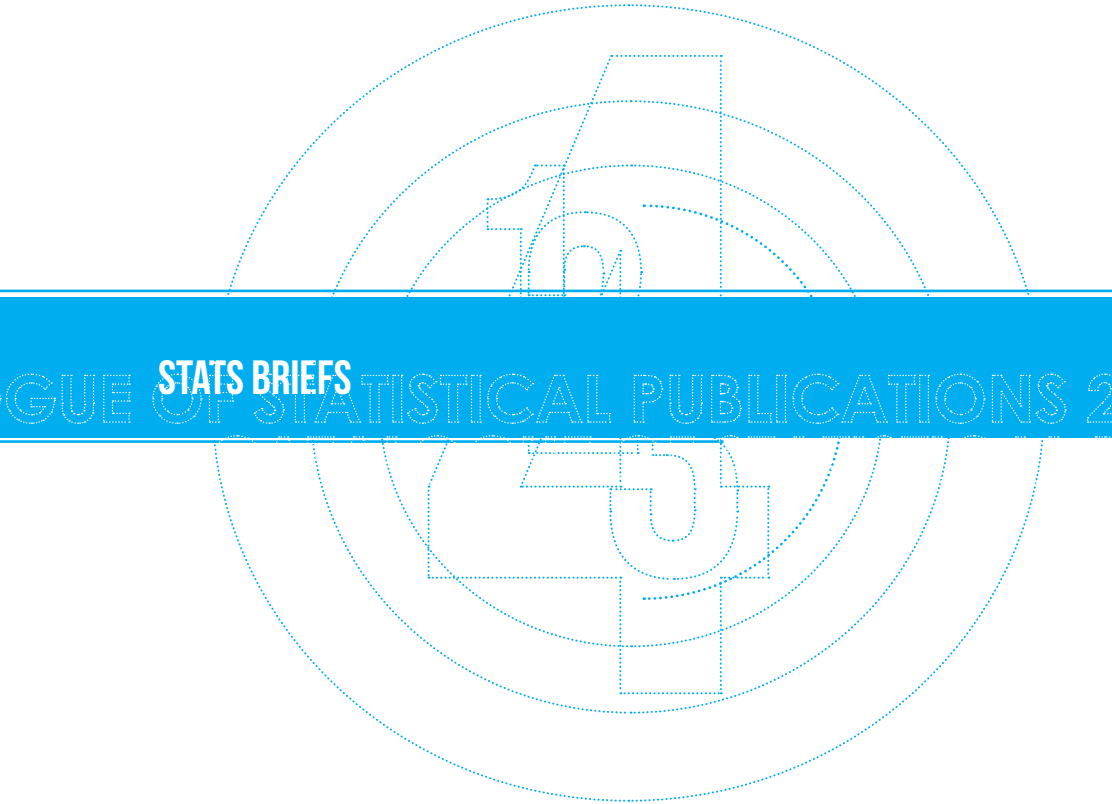
NO: 2015/1

STATS BRIEF-SEPTEMBER 2013

## STATISTICS BOTSWANA

Copyright © statistics Botswana 2013

Statistics Botswana, Private Bag 0024 Botswana  
Tel: (267) 367 1300. Fax: (267) 395 2201. Email: [csabots@stat.gov.bw](mailto:csabots@stat.gov.bw) Website: [www.cso.gov.bw](http://www.cso.gov.bw)



**STATS BRIEFS**

CATALOGUE OF STATISTICAL PUBLICATIONS 2014/15

The statistics briefs provide a summary of selected statistics on demography, economics, education, employment, health, housing, transport and use of information technology.





## Consumer price Index (CPI)

**Periodicity: Monthly**

**Published: Monthly**

**Dissemination: free of charge on the SB website**

This is one of the most widely used Economic indicators in every country. Its major uses include the following:

- A measure of inflation rate
- Macro-economic Indicator

The index is used as a proxy to the cost of living changes and it therefore enables the Government to update taxes, public service remuneration, etc.

## Botswana International Merchandise Trade Statistics (BIMTS)

**Periodicity:** Monthly


**Page:** 24

**Published:** Monthly

**Dissemination:** free of charge on the SB website

The Botswana International Merchandise Trade Statistics (BIMTS) Monthly Digest presents trade statistics on a monthly basis. The digest covers the following indicators: total imports and exports; re-export and trade balance.





## BOTSWANA - MATERNAL MORTALITY RATIO 2014

DECEMBER 2015

**STATISTICS BOTSWANA**

Copyright © Statistics Botswana 2014

Statistics Botswana, Private Bag 0024 Botswana  
Tel: (267) 367 1300, Fax: (267) 395 2201, Email: info@statsbots.bw Website: www.csa.gov.bw

### Botswana Maternal Mortality Ratio 2009-2013

**Periodicity:** Ad hoc

**Published:** November 2014

**Dissemination:** free of charge on the SB website

This Stats Brief provides information on Botswana Maternal Mortality Ratio and causes of maternal deaths for the period 2009 – 2013. Maternal Mortality Ratio is defined as the number of deaths per 100,000 live births.

As part of a collaborative effort between Statistics Botswana and the Ministry of Health (Department of PublicHealth- Sexual and Reproductive Health (SRH) to improve the availability and quality of maternal mortality information, the two organizations, ensure that data on live births and maternal deaths are provided.

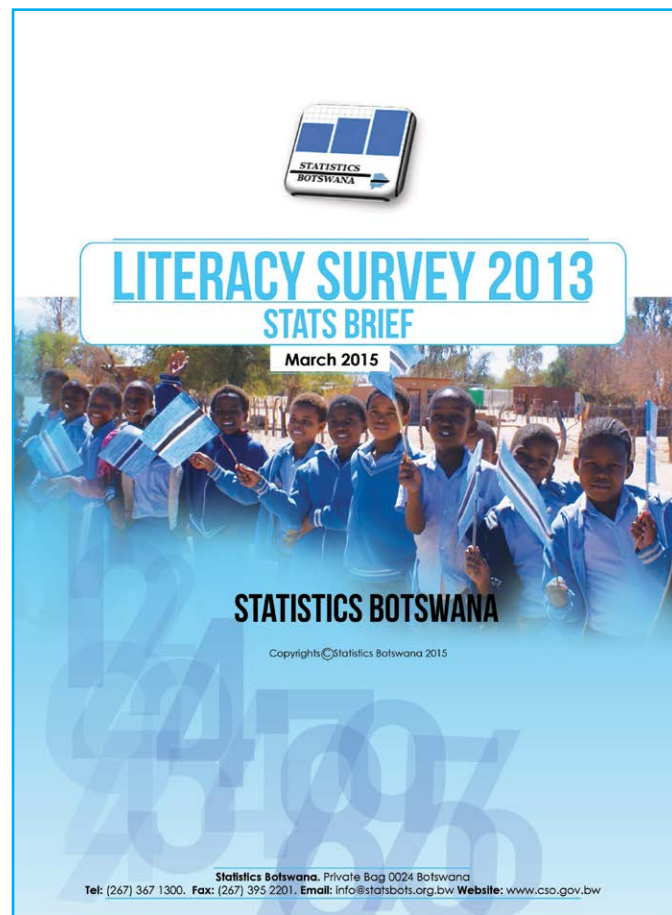
## Literacy Survey 2013-STATS BRIEF

**Published:** April 2015

**Dissemination:** free of charge on the SB website

Statistical findings for the 2013 literacy survey are presented herein in line with monitoring levels of literacy in the country, provision of out of school education and training programmes, as well as Botswana's participation in those. Furthermore, findings for the 1993 and 2003 surveys provide comparable estimates and trends of the level and distribution of literacy skills in the adult population. Indicators covered include:

- Literacy rates by Year, Age and Sex
- Literacy rates by district
- Adult literacy rate for Botswana 10-70 Years by district and sex-
- Years of Schooling
- Economic Activity and Unemployment





**EXPECTED 2015/16 PUBLICATION RELEASES BY SECTORS**

CATALOGUE OF STATISTICAL PUBLICATION

## Economics Statistics

### National Accounts

- Gross National And Domestic Product Estimates
- Consumer Price Index
- Statistical Year Book
- Botswana In Figures

### Trade and Industry

- Botswana International Merchandise Trade Statistics
- Tourism Annual Report
- Electricity Generation and Distribution
- Indices of the Physical Volume of Mining Production

### Transport Infrastructure and ICT

- Information Communication Transport Statistics Report
- Information Communication Transport Stats Brief
- Transport Information Statistics Report
- Transport Information Stats Brief

### Agriculture and Environment

- Annual Agricultural Survey Report
- Agriculture Stats Brief
- Environment Statistics Report
- Botswana Environment Statistics : Wildlife Digest
- Botswana Environment Statistics : Water Digest

## Social Statistics

### Health

- Botswana Maternal Mortality Ratio
- Health Statistics Report

### Education

- Education Annual Statistics Report
- Education Stats Brief

### Census and demography

- A Guide To Botswana Villages
- Small Areas Summary Statistics
- Marriage Statistics Brief
- Crime Statistics
- Vital Statistics

### Labour and Poverty

- Labour statistics Report
- Work Permits Holders
- Formal employment Stats Brief
- Statistics update

