



# Publication Catalogue

## January- December 2017

Released Statistics Reports



**STATISTICS BOTSWANA**

The background consists of several overlapping, semi-transparent light blue geometric shapes, primarily triangles and polygons, creating a modern, abstract pattern.

# **Publication Catalogue**

January- December 2017

## Preface

This catalogue of statistical publications contains detailed and clearly structured information on Publications issued by Statistics Botswana (SB) in January to December 2017 period. The descriptive information of SB publications includes: the title, short summary of each publication, the number of pages, periodicity. All these publications are available on the SB website and SB Information Resource Center which is open to the public.

Contact us at: [info@statsbots.org.bw](mailto:info@statsbots.org.bw) and <http://www.statsbots.org.bw>

Published by

STATISTICS BOTSWANA  
Private Bag 0024, Gaborone  
Tel: 3671300 Fax: 3952201  
E-mail: [info@statsbots.org.bw](mailto:info@statsbots.org.bw)  
Website: [www.statsbots.org.bw](http://www.statsbots.org.bw)

**March 2018**

Copyright © Statistics Botswana 2018





## Consumer Price Index December 2016- December 2017

Periodicity: **Monthly**

Pages: **13**

Published: **January 2017**

The annual inflation rate in December 2016 was 3.0 percent, an increase of 0.1 of a percentage point on the November 2016 rate of 2.9 percent. The inflation rates for geographical regions between November 2016 and December 2016 indicated that Urban Villages' went up to 3.0 percent from 2.9 percent, Cities & Towns increased to 2.8 percent from 2.7 percent, and Rural Villages' remained unchanged at 3.5 percent.



## **Botswana Household Access & Individual Use of Information & Statistics Botswana Communication Technologies Report-2014**


Periodicity: **Yearly**

Pages: **755**

Published: **February 2017**

The 2014 ICT household Survey collected information on household access to and individual use of ICTs for the period 2014. The report presents results relating to:

- Household Access to ICTs
- Individual Use of ICTs
- Reasons for Individuals Not Using ICTs




## Transport & Infrastructure Statistics Q4 2016

Periodicity: **Quarterly**

Pages: **40**

Published: **April 2017**

This Stats Brief presents a summary of the latest Transport and Infrastructure Statistics for Quarter 4 of 2016, which contains data from the months of October to December 2016. This brief consists of four sections, which are as follows; Air Transport Motor Vehicle Registrations, Railway Transport and Water Transport.




## Health Statistics Stats Brief 2007-2015

Periodicity: **Monthly**  
Pages: **13**  
Published: **May 2017**

This brief is an analysis of the midnight records between the years 2007 and 2015. The brief presents the user with a trend analysis of the number of health facility beds, inpatient admissions, and average length of stay in health facilities among others. The brief presents important indicators for assessing the performance of the health care system. The average length of stay in all categories of health care was a week (7days) with the General Hospitals having the highest average length of stay at 8 days, followed by Primary hospitals at 4 and clinics with only 1.





## International Merchandise Trade Statistics January – July 2017

Periodicity: **Monthly**  
Pages: **21**  
Published: **May 2017**

This International Merchandise Trade Statistics (IMTS) Monthly Digest presents statistics on Botswana's total imports and exports of goods at the end of January 2017. Imports for November 2016 increased slightly by 0.1 percent (P5.2 million) from P5, 840.4 as at December 2016 digest to P5, 845.6 million during January 2017 release.



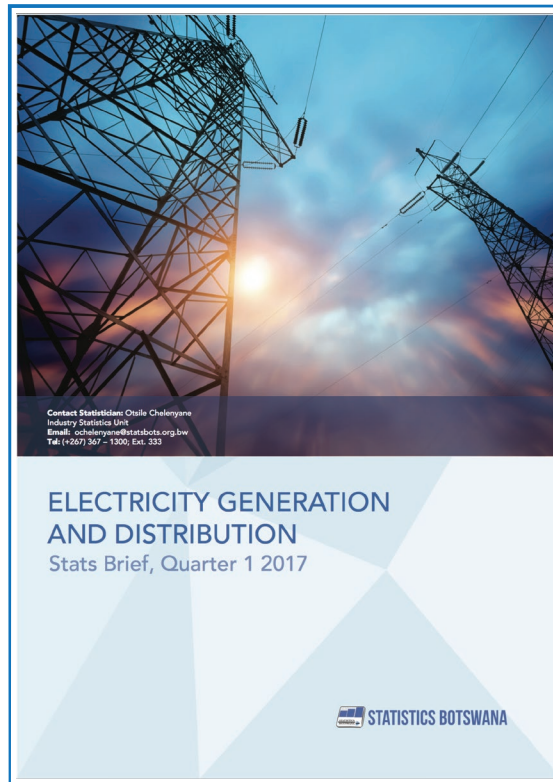
## Prices Stats Brief 2016

Periodicity: **Monthly**

Pages: **13**

Published: **May 2017**

This Stats Brief presents a brief summary of Botswana Consumer Price Indices (CPI) and Inflation rates for 2016. Price Statistics information is useful for formulation of socio-economic and monetary policies, quantifying the purchasing power of the Pula in relation to goods and services over time in Botswana. It further compares Botswana's Consumer Price Statistics with that of her trading partners, such as the Southern African Customs Union (SACU).




## Electricity Generation Distribution Stats Brief Q1 – Q3 2017

Periodicity: **Quarterly**

Pages: **16**

Published: **June 2017**


This statistical brief is intended to appraise on electricity generation, importation and distribution by presenting monthly, quarterly and annual volumes as well as indices for electricity generation in Botswana. Also included are year-on-year and quarter-on-quarter percentage changes in indices of electricity generation from 2007 to the first quarter of 2017. In subsequent sections of this report, emphasis will be given to the first quarter of 2017 compared to the fourth quarter in 2016, and the corresponding quarter in 2016. This report uses 2013 as base year.



## Formal Sector Employment Survey Q4 December 2016

Periodicity: Monthly  
Pages: 10  
Published: June 2017

This Stats Brief presents formal employment figures during the month of December 2016. The information for this brief is collected quarterly from business establishments through a mailed questionnaire. The brief also presents average earnings or wages for all establishments in Government, parastatals and the private sector. Overall, formal sector employment decreased by 0.5 percent between September 2016 and December 2016.



## Gross Domestic Product Q1-3 2017

Periodicity: Quarterly

Pages: 23

Published: June 2017

The statistical release contains the first quarter Gross Domestic Product estimates of 2017 by economic activity and components of final demand at current and constant prices. The estimated GDP at current prices for the first quarter of 2017 was P43, 647.0 million compared to P43, 657.4 million registered in the fourth quarter of 2016. The estimated GDP at constant 2006 prices for the first quarter of 2017 was P22, 466.4 million compared to P22, 421.6 million registered in the fourth quarter of 2016.



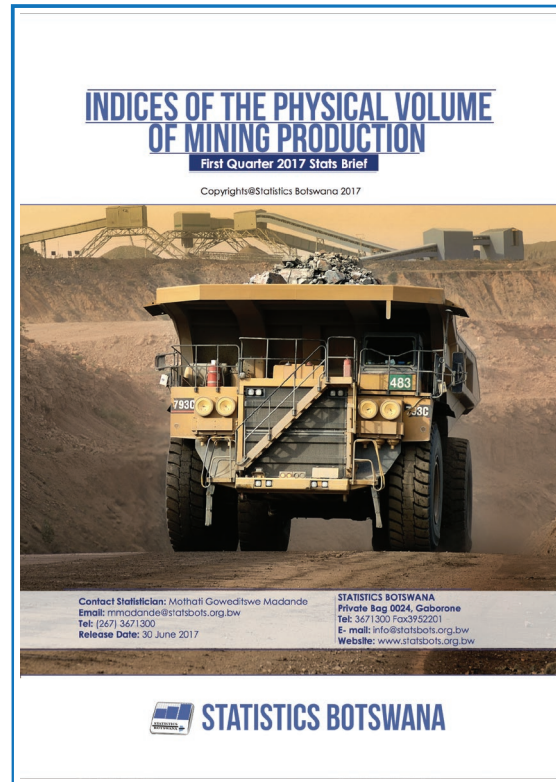
## Labour Statistics Report 2013

Periodicity: **Annually**

Pages: **62**

Published: **June 2017**

This annual report aims to publish the 2013 labour statistics in Botswana aggregating information from quarterly formal employment surveys. This edition covers only the third quarter (September) of the year 2013. The March, June and December 2013 quarters were not conducted due to backlogs caused by very low response rates. The report also covers Economic Activity results from the 2013 Botswana Aids Impact Survey IV.



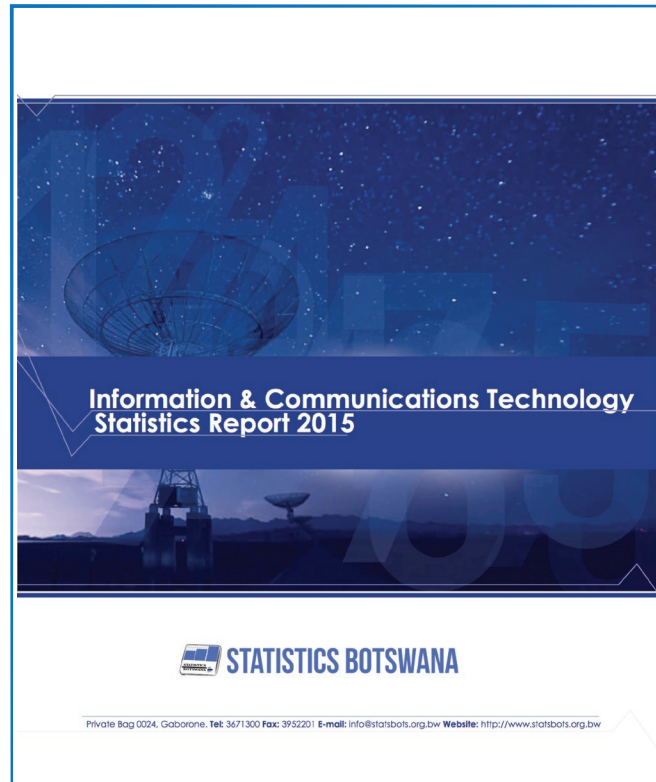
## Indices of Mining Production Q1- Q3 2017

Periodicity: Quarterly

Pages: 18

Published: July 2017

This statistical release presents quarterly Indices of Mining Production (IMP) for the period 2003 to the first quarter of 2017. Also carried in the report is the annual IMP for the period 2003 to 2016, derived as the average of the four quarters of the year. This report uses 2013 as a reference or base year. Data used in this publication is sourced from the Department of Mines; Ministry of Minerals Resources, Green Technology and Energy Security.



## Information Communication Telecommunication Statistics Report 2015

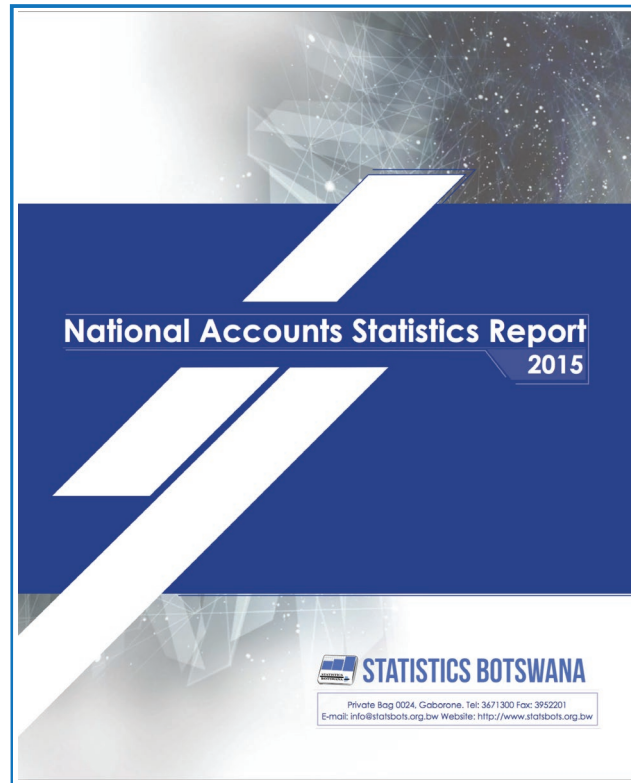
Periodicity: **Annually**

Pages: **34**

Published: **July 2017**

This report presents Botswana Information and Communications Technology Statistics for the period 2015. It is aimed at enhancing and assisting the decision-making process within the communications sector relating to operational, sectorial, national or international purposes. It covers statistics relating to Telecommunications, Print Media, Broadcasting and Postal Services.





## **National Accounts Statistics Report 2015**

Periodicity: **Annually**

Pages: **131**

Published: **July 2017**

This report presents the latest estimates on national accounts statistics. It is based on the reported returns of establishments within various sectors of the economy in Botswana. The series in this publication are not adjusted for seasonal factors. This publication contains other national accounts aggregates. These are compensation of employees by economic activity, Gross Domestic Product by type of income, Gross National Income, Gross National Disposable Income, Gross Savings, Gross Capital Formation by type of assets and Capital Stock by type of assets.



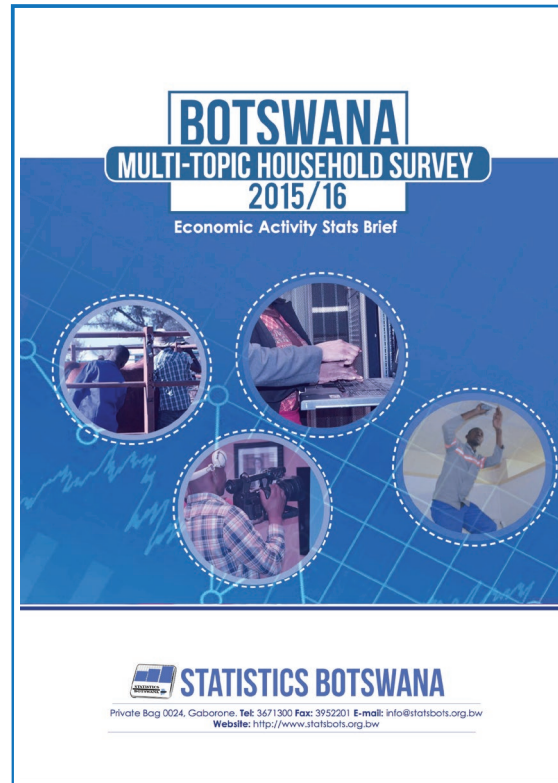
## **Transport & Infrastructure Statistics Q1 - Q3 2017**

Periodicity: **Monthly**

Pages: **40**

Published: **July 2017**

This Stats Brief presents a summary of the latest Transport and Infrastructure Statistics for Quarter 1 of 2017, which contains data relating to the months of January to March 2017. This brief consists of four sections, which are as follows; Air Transport, Motor Vehicle Registrations, Railway Transport and Water Transport.



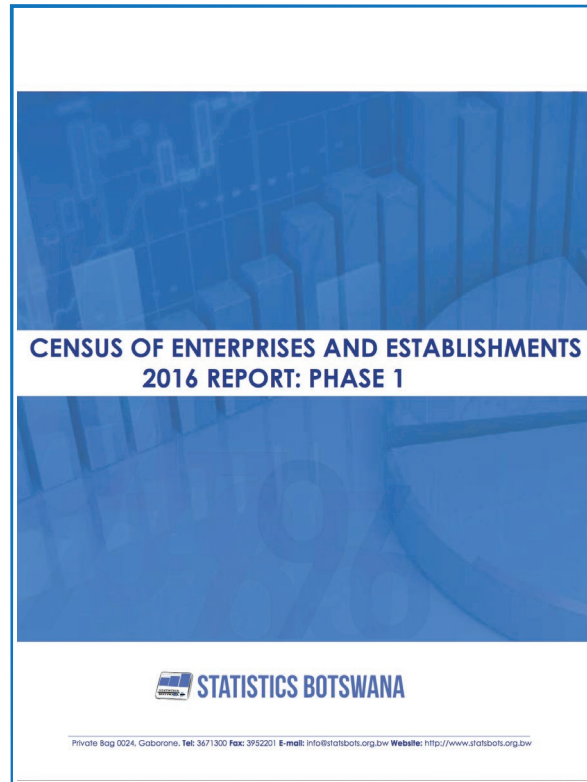
## **BMTHS Economic Activity Stats Brief August 2017**

Periodicity: **Adhoc**

Pages: **14**

Published: **August 2017**

This Stats brief presents preliminary economic activity results from the 2015/16 Botswana Multi Topic Household Survey. The survey had a total of sixteen modules covering a range of topics including labour and poverty. This brief presents indicators of labour force, employment size, employment by occupation and industry, unemployment rates, employment levels by training and district among others. Stats briefs on other modules will follow.



## Census of Enterprises and Establishments 2016 Report : Phase 1

Periodicity: **Adhoc**

Pages: **35**

Published: **August 2017**

The 2016/17 Census of Enterprises and Establishments (CEE) is the second to be conducted in Botswana. The first CEE was carried out in 2006/07. The 2016/17 CEE is implemented in two stages. The first stage, known as CEE Phase I was carried out from October to December 2016. The second stage (CEE Phase II) will be carried out from June-September 2017. The main purpose of CEE I was to list all businesses in Botswana that had a structure and collect basic information such as name, main economic activity, telephone & fax numbers, business legal status and other related variables. CEE II will collect information on economic characteristics of businesses such as revenue, expenditure, stock and assets among others.

## INDICES OF THE PHYSICAL VOLUME OF MINING PRODUCTION

Second Quarter 2017 Stats Brief

Copyrights © Statistics Botswana 2017



Contact Statistician: Mphahleli Gwedolotwe Madanda  
Email: [mmadanda@statsbots.org.bw](mailto:mamadanda@statsbots.org.bw)  
Tel: (267) 837/1300  
Release date: September 2017

 **STATISTICS BOTSWANA**

Private Bag 0024, Gaborone. Tel: 3671300 Fax: 3952201 E-mail: [info@statsbots.org.bw](mailto:info@statsbots.org.bw) Website: <http://www.statsbots.org.bw>

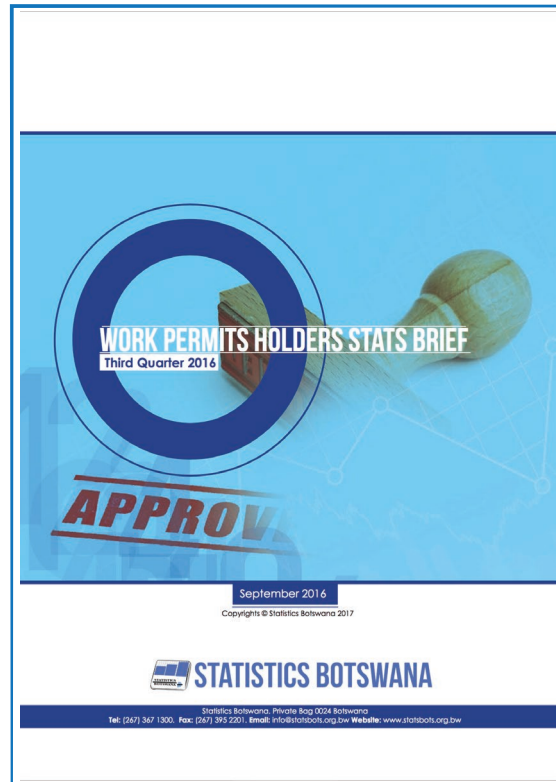
### Indices of Mining Production Q1 - Q3 2017

Periodicity: **Quarterly**

Pages: **16**

Published: **September 2017**

This statistical release presents quarterly Indices of Mining Production (IMP) for the period 2003 to the second quarter of 2017. Also carried in the report is the annual IMP for the period 2003 to 2016, derived as the average of the four quarters of the year. This report uses 2013 as a reference year. The Index of Mining Production stood at 87.3 in the second quarter of 2017 showing a year-on-year increase of 1.5 percent from 86.0 during the second quarter of 2016.



## Work Permits Holders Stats Brief, Q3-Q4 2016

Periodicity: [Quarterly](#)

Pages: [11](#)

Published: [October 2017](#)

This stats brief presents a summary of the characteristics of expatriates who held valid work permits as at the end of September 2016. Presentation of statistics on work permit holders by occupation and industry gives an indication of jobs currently held by non-citizens which informs on the skills and sectors where expatriate recruitment continues to be needed. This brief shows that the number of work permit holders has decreased by 10.5 percent between June 2016 and September 2016, from 5,491 to 4,913.




## Labour Statistics Report 2014

Periodicity: **Annually**

Pages: **51**

Published: **October 2017**

This annual report aims to publish the 2014 labour statistics in Botswana aggregating information from quarterly formal employment surveys. This edition covers only the third quarter (September) of the year 2014. The March, June and December 2014 quarters were not conducted due to backlogs caused by very low response rates. Data on work-permit holders for 2014 fourth quarter is included in the report.



## Botswana Environment Statistics Report 2016


Periodicity: **Annually**

Pages: **89**

Published: **November 2017**

This Report is the fourth edition in a series of five yearly Environmental Statistics Reports of Botswana. It presents latest available statistics and trends on environmental resource availability; resource use; emissions that take place as a result of the resource use; as well as the disasters that may happen as a result of the use or take place naturally. The United Nations Framework for Development of Environment Statistics guided the production of this Report.





## Work Permits Holders- Q1- Q4 2017

Periodicity: Quarterly

Pages: 14

Published: November 2017

This stats brief presents a summary of the characteristics of expatriates who held valid work permits as at the end of March 2017. Presentation of statistics on work permit holders by occupation and industry gives an indication of jobs currently held by non-citizens which informs on the skills and sectors where expatriate recruitment continues to be needed. This brief shows that the number of work permit holders has increased by 11.4 percent between December 2016 and March 2017, from 5,293 to 5,898.



## Health Statistics Report 2010

Periodicity: **Annually**

Pages: **427**

Published: **November 2017**

This report analyzes national health statistics for 2010. The data are derived from service and administrative reports provided by public and private health facilities in Botswana. The service data consists of outpatient and inpatient attendances. The outpatient data has been aggregated with the exception of eye-out and psychiatric out-patient whilst inpatient data is patient based.



## **Information & Communications Technology Statistics Report 2016**

Periodicity: **Annually**

Pages: **46**

Published: **December 2017**

This report presents Botswana Information and Communications Technology Statistics for the period 2016. It is aimed at enhancing and assisting the decision-making process within the communications sector relating to operational, sectorial, national or international purposes. It covers statistics relating to Telecommunications, Print Media, Broadcasting and Postal Services.



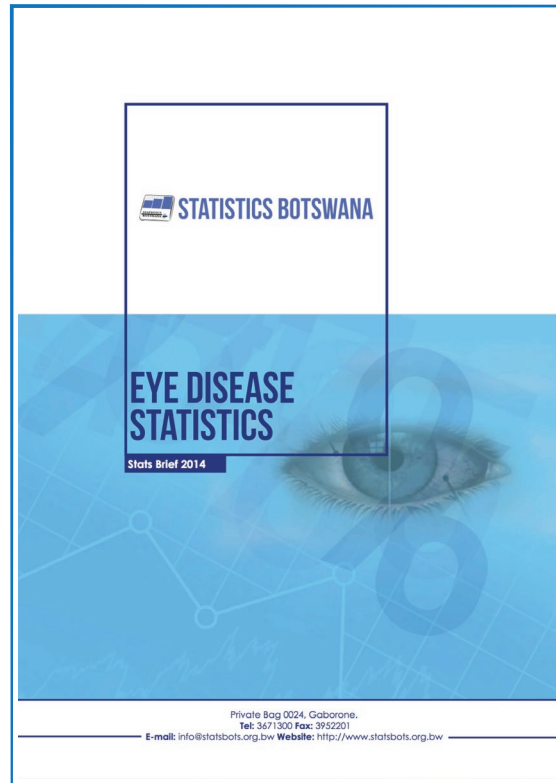
## Formal Sector Employment Survey June 2017

Periodicity: [Quarterly](#)

Pages: [12](#)

Published: [December 2017](#)

This Stats Brief presents formal employment figures during the month of June 2017. The brief also presents average earning or wages for all establishments in Government, parastatals and the private sector. The brief shows that overall, formal employment decreased by 0.3 percent between June 2017 and March 2017 with Central Government recording the highest decrease of 0.6 percent, followed by Private and Local Government with 0.3 percent each. The decrease in Private was mainly spurred by decline in employment in the Construction and Manufacturing sectors, recording a decrease of 1.8 percent and 1.0 percent respectively. The Parastatal Organisations recorded an increase in employment of 1.4 percent.



## Eye Diseases Statistics 2014 Stats Brief

Periodicity: **Quarterly**

Pages: **62**

Published: **December 2017**

This statistical brief analyzes the conditions of eye cases diagnosed at health facilities as new or repeat attendances among children, young and older people over a ten year period covering the years 2005 to 2014. The brief states the major causes of eye disease burden, seasonal conditions and looks at who was at risk in 2014. The Health Statistics Unit has since decided to produce Statistical Briefs instead of the bulky annual reports on different data sets notably; Eye health, Psychiatric-Out Patient, Psychiatric-In Patient, Out –Patient and In Patient. This particular stats brief is the second of the editions. Generally as shown in this report eye attendances have been in decrease, from a total of 90,019 in 2005 to 78,620 in 2014.

The background consists of several overlapping, semi-transparent light blue geometric shapes, primarily triangles and polygons, creating a modern, abstract pattern.

# **Publication Catalogue**

January- December 2017

Published by

STATISTICS BOTSWANA  
Private Bag 0024, Gaborone  
Tel: 3671300 Fax: 3952201  
E-mail: [info@statsbots.org.bw](mailto:info@statsbots.org.bw)  
Website: [www.statsbots.org.bw](http://www.statsbots.org.bw)

**March 2018**

Copyright © Statistics Botswana 2018





**STATISTICS BOTSWANA**