

# PRODUCER PRICE INDEX (MINING AND UTILITIES) QUARTER 2 of 2024

Copyright 2024 © Statistics Botswana

**Contact Unit:**  
Prices Statistics

**Contact Statistician:**  
Daniel Magogwe  
Tel: 3671300



**STATISTICS BOTSWANA**

**E-mail:** [info@statsbots.org.bw](mailto:info@statsbots.org.bw) **Website:** <http://www.statsbots.org.bw>

Private Bag 0024, Gaborone  
Tel: 3671300  
Toll Free: 0800 600 200

Private Bag 47,  
Maun  
Tel: 371 5716

Private Bag F193,  
Francistown  
Tel. 241 5848

**PRODUCER PRICE INDEX  
(MINING AND UTILITIES)  
QUARTER 2 of 2024**

**PRODUCER PRICE INDEX (MINING AND UTILITIES)**  
QUARTER 2 of 2024

**Copyright 2024 © Statistics Botswana**

**Contact Unit:**  
Prices Statistics

**Contact Statistician:**  
Daniel Magogwe

**Tel: 3671300**

# PREFACE

This report presents Botswana's quarterly Producer Price Index (PPI) for the Mining and Utilities sectors, which serves as an indicator of producers' inflation rates. The inflation rate is calculated by assessing the change in the Producer Price Index for the current quarter in comparison to both the previous quarter (quarter-on-quarter changes) and the same quarter in the previous year (year-on-year changes).

Price statistics are essential for the formulation of socio-economic and monetary policies. Statistics Botswana produces the quarterly Producer Price Index for Mining and Utilities to address the needs of various stakeholders.

In the second quarter of 2024, the Mining Producer Price Annual Inflation increased by 11.6 percent, in contrast to a decline of 2.2 percent recorded in the first quarter of 2024.

Statistics Botswana acknowledges and appreciates the contributions of all stakeholders who provided information for the production of this publication.

For more information and further enquiries, contact the Directorate of Stakeholder Relations at **+267 367 1300**. This publication and all other Statistics Botswana outputs/publications are available on the website at <http://www.statsbots.org.bw> and at the Statistics Botswana Information Resource Centre (Head-Office, Gaborone).



**Dr. Lucky Mokgathe**  
**Acting Statistician General**  
**October 2024**

# CONTENTS

<b>Preface</b> .....	<b>i</b>
<b>1.0</b> Commentary.....	<b>1</b>
<b>1.1</b> Mining Producer Price Index Quarter Two (2) 2024.....	<b>1</b>
<b>1.2</b> Utilities (Water And Electricity) Producer Price Index.....	<b>1</b>
<b>Chart 1:</b> Quarter On Quarter Percentage Change For Mining Producer Price Index(PPI).....	<b>1</b>
<b>Table 1:</b> Mining Producer Price Index (2017=100).....	<b>2</b>
<b>Table 2:</b> Mining Producer Price Index Quarter Two (2) Of 2024.....	<b>3</b>
<b>Table 3:</b> Utilities Producer Price Index (Water And Electricity).....	<b>3</b>





# 1.0 COMMENTARY

## 1.1 Mining Producer Price Index Quarter Two (2) 2024

In the second quarter of 2024, the Mining Producer Price Index (PPI) stood at 142.2, registering an increase of 18.6 percent from the 119.9 recorded in the first quarter of 2024. This upward movement was driven by significant increases in the indices for Diamonds (19.5 percent), Soda Ash (13.8 percent), and Coal (10.1 percent). [Refer to Table 2](#)

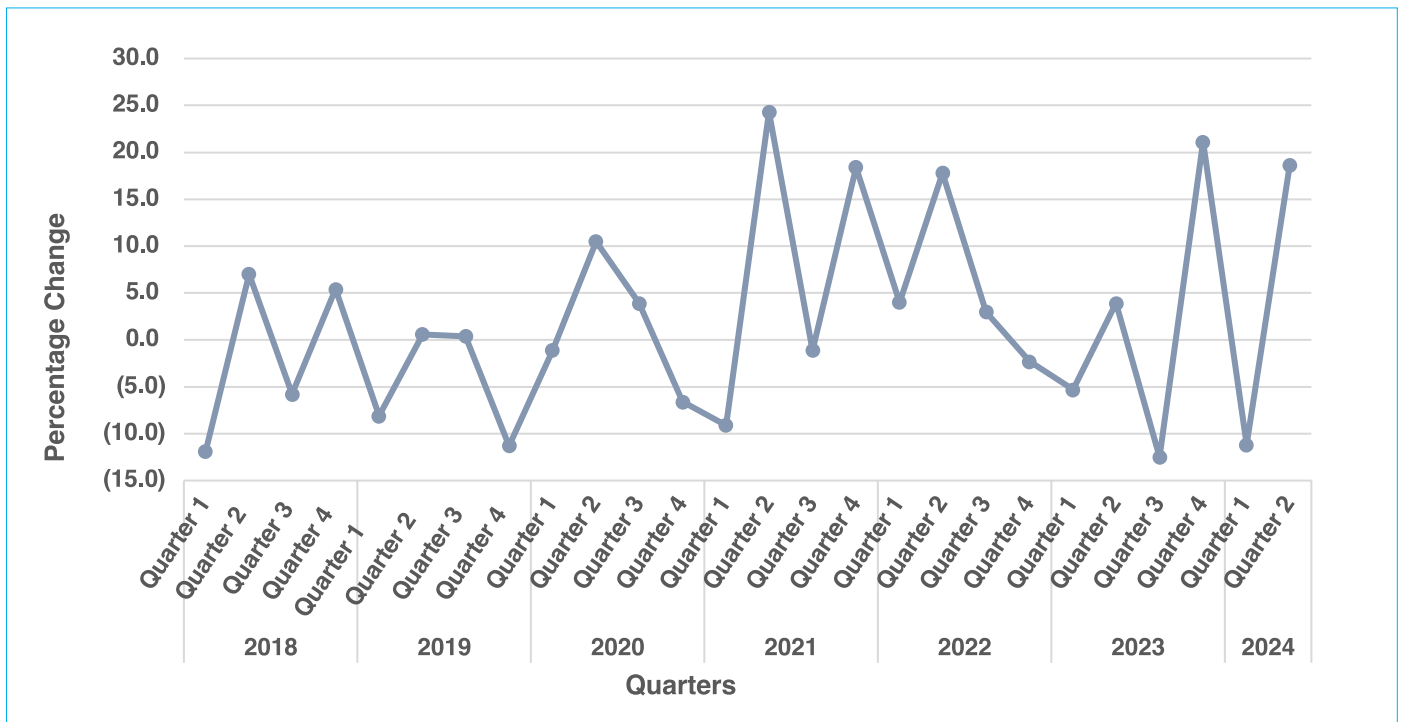
The Mining Producer Price Annual Inflation for the second quarter of 2024 rose to 11.6 percent as opposed to -2.2 percent recorded in the first quarter of 2024. [Refer to Table 1.](#)

## 1.2 Utilities (Water and Electricity) Producer Price Index

The Utilities Producer Price Index in the second quarter of 2024 was 115.9, the same index as in the first quarter of 2024 [Refer to Table 3.](#)

The year on year Utilities Producer Price inflation for the second quarter of 2024 was 0.0 percent, the same rate as in the first quarter of 2024. [Refer to table 3.](#)

**CHART 1: Quarter on Quarter Percentage Change for Mining Producer Price Index(PPI)**



**TABLE 1: Mining Producer Price Index (2017=100)**

Year	Quarter	PPI Index	Percentage Change	
			Quarter on Quarter	Year on Year
2017	Base Period	100.0	-	-
2018	Quarter 1	88.1	(11.9)	-
	Quarter 2	94.3	7.0	
	Quarter 3	88.8	(5.8)	-
	Quarter 4	91.4	5.4	(8.6)
2019	Quarter 1	84.0	(8.1)	(4.7)
	Quarter 2	84.5	0.6	(10.4)
	Quarter 3	84.8	0.4	(4.5)
	Quarter 4	75.2	(11.3)	(17.7)
2020	Quarter 1	74.4	(1.1)	(11.5)
	Quarter 2	82.2	10.5	(2.8)
	Quarter 3	85.1	3.9	0.4
	Quarter 4	79.5	(6.6)	5.7
2021	Quarter 1	72.2	(9.1)	(2.8)
	Quarter 2	89.8	24.3	9.3
	Quarter 3	88.8	(1.1)	4.3
	Quarter 4	105.1	18.4	32.2
2022	Quarter 1		4.0	51.3
	Quarter 2	128.7	17.8	43.3
	Quarter 3	132.5	3.0	49.3
	Quarter 4	129.4	(2.3)	23.2
2023	Quarter 1	122.6	(5.3)	12.2
	Quarter 2	127.4	3.9	(1.1)
	Quarter 3	111.5	(12.4)	(15.9)
	Quarter 4	135.0	21.1	4.3
2024	Quarter 1	119.9	(11.2)	(2.2)
	Quarter 2	142.2	18.6	11.6




**TABLE 2: Mining Producer Price Index Quarter two (2) of 2024**

Group		Weights	Indices		% Change
			1 <sup>st</sup> Quarter 2024	2 <sup>nd</sup> Quarter 2024	Quarter on Quarter
1	Mining	100.0	119.9	142.2	18.6
1.0	Diamond	94.7	117.9	140.9	19.5
2.0	Coal	0.9	167.1	184.0	10.1
3.0	Gold	1.1	206.5	206.5	0.0
4.0	Soda Ash	1.9	154.6	175.9	13.8
5.0	Salt	0.7	106.2	100.0	(5.8)
6.0	Quarry	0.7	115.6	115.6	0.0

**TABLE 3: Utilities Producer Price Index (Water and Electricity)**

Year	Quarter	PPI Index	Percentage Change	
			Quarter on Quarter	Year on Year
2017	Base Period	100.0	-	-
2018	Quarter 1	100.0	-	-
	Quarter 2	111.2	11.2	-
	Quarter 3	111.2	0.0	-
	Quarter 4	111.2	0.0	-
2019	Quarter 1	111.2	0.0	11.2
	Quarter 2	111.2	0.0	0.0
	Quarter 3	111.2	0.0	0.0
	Quarter 4	111.2	0.0	0.0
2020	Quarter 1	111.2	0.0	0.0
	Quarter 2	112.0	0.7	0.7
	Quarter 3	112.0	0.0	0.7
	Quarter 4	112.0	0.0	0.7
2021	Quarter 1	112.0	0.0	0.7
	Quarter 2	115.9	3.5	3.5
	Quarter 3	115.9	0.0	3.5
	Quarter 4	115.9	0.0	3.5
2022	Quarter 1	115.9	0.0	3.5
	Quarter 2	115.9	0.0	0.0
	Quarter 3	115.9	0.0	0.0
	Quarter 4	115.9	0.0	0.0
2023	Quarter 1	115.9	0.0	0.0
	Quarter 2	115.9	0.0	0.0
	Quarter 3	115.9	0.0	0.0
	Quarter 4	115.9	0.0	0.0
2024	Quarter 1	115.9	0.0	0.0
	Quarter 2	115.9	0.0	0.0




**Private Bag 0024,**  
**Gaborone**  
**Tel:** 367 1300  
**Toll Free:** 0800 600 200

**Private Bag 47,**  
Maun  
**Tel:** 371 5716

**Private Bag F193,**  
**Francistown**  
**Tel.** 241 5848

**E-mail:** [info@statsbots.org.bw](mailto:info@statsbots.org.bw)  
**Website:** <http://www.statsbots.org.bw>



**STATISTICS BOTSWANA**