

CRIME STATISTICS REPORT 2020

Crime, Civil and Vital Unit Census and Demography Division.

Statistics Botswana | Private Bag 0024, Gaborone | **Tel:** 3671300 | **Fax:** 3952201
E-mail: info@statsbots.org.bw | **Website:** www.statsbots.org.bw



STATISTICS BOTSWANA

Published by

STATISTICS BOTSWANA
Private Bag 0024, Gaborone
Tel: 3671300 Fax: 3952201
E-mail: info@statsbots.org.bw
Website: www.statsbots.org.bw

December 2022

Contact: **Crime, Civil and Vital Unit
Census and Demography Division**

Tel: (267)3671300
(267)3718148
Fax: (267) 3952201

ISBN No. **(e-book)**

*Extracts may be published if source
is duly acknowledged*

Copyright © Statistics Botswana 2022





CRIME STATISTICS REPORT 2020


Preface

This is the twelfth report produced by Statistics Botswana on crime statistics. The report currently covers completed court cases at the magistrate and high court. It provides findings of the 2020 decided criminal cases from all courts in Botswana.

The report is based on data obtained from all twenty three magisterial courts, two regional offices and four high courts in the country. The analysis is only focused on decided criminal cases and excludes other cases such as civil, matrimonial and all pending cases. The crime classification used in the analysis of the data was adopted from the Irish Crime classification and adapted for the Botswana situation. Data was sourced electronically from the Case Information Management System (CIMS), which is housed at the Gaborone High Court. The data was then edited, coded, tabulated, analysed and the report was produced.

This Report has an introductory background followed by a discussion of the findings, conclusion, tables and crime classification schedule appended at the end for ease of reference. For analysis, offences were classified into broader Crime Classifications as follows; homicide, sexual, threat to murder, dangerous or negligent acts, kidnapping, robbery, burglary, theft and related offences, fraud, controlled drugs, weapons and explosives, damage to property, public order and other social code, road and traffic, offences against government and justice procedures and then offences not elsewhere classified category.

I would like to acknowledge and appreciate the contributions of the Administration of Justice for providing data for the production of this report.



Dr. Lucky Mokgatlhe
For Statistician General
December 2022

Contents

Preface.....	4
Introduction.....	7
1.1 Coverage.....	8
1.2 Challenges.....	8
2.0 Discussion of Findings.....	8
2.1 Decided Cases by Months.....	8
2.2 Decided cases by year.....	9
2.3 Accused by Sex and Age Group-2020.....	9
2.4 Decided Cases by Magistrate Court-2020.....	11
2.5 Offences Committed -2020.....	11
2.6 Verdicts.....	12
2.7 Offences by Plea and Verdict-2020.....	13
3.0 HIGH COURTS.....	14
3.1 Decided Cases.....	14
3.2 Accused by age group and sex.....	15
3.3 Verdicts.....	15
Appendix B.....	36

LIST OF CHARTS

CHART 1: PERCENTAGE DISTRIBUTION OF DECIDED CRIMINAL CASES BY MONTH-2020 FIGURE 1.....	8
CHART2: TREND OF DECIDED CASES 2016-2020 FIGURE 2.....	9
CHART3: PERCENTAGE DISTRIBUTION OF ACCUSED BY SEX -2020 FIGURE 3.....	9
CHART4: PERCENTAGE DISTRIBUTION OF ACCUSED BY SEX AND AGE GROUP-2020 FIGURE 4.....	10
CHART 5: PERCENTAGE DISTRIBUTION OF DECIDED CASES BY MAGISTRATE COURT-2020 FIGURE 5.....	11
CHART 6: PERCENTAGE DISTRIBUTION OF OFFENCES COMMITTED -2020 FIGURE 6.....	12
CHART 7: PERCENTAGE DISTRIBUTION OF ACCUSED BY AGE-GROUP -2020 FIGURE 7.....	12
CHART 8: PERCENTAGE DISTRIBUTION OF VERDICTS-2020 FIGURE 8.....	14

LIST OF TABLES

TABLE 2A: PERCENTAGE DISTRIBUTION OF ACCUSED BY PLEA AND VERDICT FIGURE 9.....	13
TABLE 3A: VERDICTS BY SEX AT HIGH COURT FIGURE 12.....	15
TABLE 1: PERCENTAGE DISTRIBUTION OF OFFENCES WITHIN AGE GROUP OF ACCUSED-2020 FIGURE 13.....	16
TABLE 1A: PERCENTAGE DISTRIBUTION OF DECIDED CASES BY MAGISTERIAL COURTS 2020 FIGURE 14.....	17
TABLE 2: TOTAL NUMBER OF DECIDED CASES BY MAGISTRATE COURTS 2015 – 2020 FIGURE 15.....	18
TABLE 3: NUMBER OF DECIDED CASES BY MAGISTERIAL COURT AND MONTH-2020 FIGURE 16.....	19
TABLE 4: NUMBER OF ACCUSED BY MAGISTERIAL COURT, BY SEX AND AGE GROUP FIGURE 17.....	20
TABLE 4: NUMBER OF ACCUSED BY MAGISTERIAL COURT, BY SEX AND AGE GROUP FIGURE 18.....	21
TABLE 4: NUMBER OF ACCUSED BY MAGISTERIAL COURT, BY SEX AND AGE GROUP (CONTD) FIGURE 19.....	22
TABLE 4: NUMBER OF ACCUSED BY MAGISTERIAL COURT, BY SEX AND AGE GROUP (CONTD) FIGURE 20.....	23
TABLE 4: NUMBER OF ACCUSED BY MAGISTERIAL COURT, BY SEX AND AGE GROUP (CONTD) FIGURE 21.....	23
TABLE 5: TOTAL NUMBER OF OFFENCES BY MAGISTERIAL COURT AND SEX OF ACCUSED – 2020 FIGURE 22...	24
TABLE 5: TOTAL NUMBER OF OFFENCES BY MAGISTERIAL COURT AND SEX OF ACCUSED – 2020 (CONT'D) FIGURE 23.....	25
TABLE 5: TOTAL NUMBER OF OFFENCES BY MAGISTERIAL COURT AND SEX OF ACCUSED – 2020 (CONT'D) FIGURE 24.....	26
TABLE 5: TOTAL NUMBER OF OFFENCES BY MAGISTERIAL COURT AND SEX OF ACCUSED – 2020 (CONT'D) FIGURE 25.....	26
TABLE 6: TOTAL NUMBER OF OFFENCES BY AGE OF ACCUSED -2020 FIGURE 26.....	27
TABLE 6: TOTAL NUMBER OF OFFENCES BY AGE OF ACCUSED - MALE 2020(CONTD)- FIGURE 27.....	28
TABLE 6: TOTAL NUMBER OF OFFENCES BY AGE OF ACCUSED - FEMALE -2020(CONTD) FIGURE 28.....	29
TABLE 6: TOTAL NUMBER OF OFFENCES BY AGE OF ACCUSED -SEX NOT STATED 2020(CONTD)- FIGURE 29.....	30
TABLE 7: TOTAL NUMBER OF ACCUSED MALES BY OFFENCE AND VERDICT -2020 FIGURE 30.....	31
TABLE 7: TOTAL NUMBER OF ACCUSED FEMALES BY OFFENCE AND VERDICT -2020(CONTD) FIGURE 31.....	32
TABLE 7: TOTAL NUMBER OF ACCUSED BY OFFENCE AND VERDICT – SEX NOT STATED) -2020 (CONTD) FIGURE 32.....	33
TABLE 7: TOTAL NUMBER OF ACCUSED BY OFFENCE AND VERDICT -2020(CONTD) FIGURE 33.....	34
TABLE 8: TOTAL NUMBER OF CASES BY AGE GROUP OF ACCUSED AND PLEA-2020 FIGURE 34.....	35

1.0 Introduction

This report is published annually by the Crime and Vital Statistics Unit of Statistics Botswana. The data analysed is extracted from the Case Information Management System (CIMS) of the Administrative of Justice. The report currently highlights only decided criminal cases attended to and closed by Magistrate and High Courts in the year 2020

Magistrate and High Courts perform a very pivotal role in the Judiciary of this country. The Magistrates handle the bulk of the offences committed in this country, mostly common disputes between ordinary citizens of Botswana. On the other hand, the high courts deals with referred cases mostly Homicide offences.

The following services are obtainable at the Courts:

- Family related cases such as paternity and maintenance orders
- Adoption of children
- Restraining orders in domestic violence cases
- Civil suits; here individuals sue others for non-payment of debts, breach of contracts, etc.
- Motion Court
- Criminal trials- Magistrates Courts hear the bulk of criminal cases such as rape, robbery, theft, assault etc.

It should however be noted that this report currently restricts itself to the analysis of criminal cases tried in these courts. Data is received from the High Court in electronic format, edited, offences coded according to the adopted Crime Classifications and statistics on closed criminal cases produced.

Magisterial Courts are categorized into two regions as follows:

1. The Southern region which comprises of the Broadhurst Magisterial Court, Village, Extension II, Ramotswa, Lobatse, Jwaneng, Mochudi, Kanye, Molepolole, Hukuntsi, Tsabong, and Gantsi Magisterial Courts.
2. The Northern region includes the Francistown Magisterial Court, Selibe- Phikwe, Bobonong, Mahalapye, Serowe, Palapye, Letlhakane, Masunga, Maun, Gumare and Kasane Magisterial Courts.

High courts are based in Gaborone, Francistown Lobatse and Maun.

For the purpose of analysis, offences have been classified into the broad categories of: homicide, sexual, threat to murder, dangerous or negligent acts, kidnapping, robbery, burglary, theft and related offences, fraud, controlled drugs, weapons and explosives, damage to property, public order and other social code, road and traffic, offences against government and justice procedures and the offences not elsewhere classified category. These broad classifications were adopted from the Irish Crime Classification.

The Principal Offence Rule was not applied when analysing the data, instead, at most four (4) offences committed by the accused were used. As such, the number of accused is likely to be less than the number of offences committed. The principal offence rule states that if a person commits more than one offence simultaneously, s/he is recorded only for the most serious offence and in that case, the number of accused will always be equal to the number of offences committed. It is however worth noting that for some tables such as those cross tabulated by verdict or sentence only one offence has been used and that being the first in the list of offences (not necessarily mean the most serious.)

The report provides a profile of the characteristics of the defendants, and data about the offences that they have been charged with, their pleas (guilt or innocence), and sentence outcomes for those proven guilty.

It should be noted that not all decided cases were initially filed in 2020, but some were brought forward from previous years and concluded or decided in the year 2020. Also not all cases registered in 2020 were disposed of in the same year but are carried forward to the subsequent years.

1.1 Coverage

Statistics Botswana (SB) analyses secondary data on criminal cases from all Courts in Botswana. The Administration of Justice (AOJ) department through the Case Information Management System (CIMS) collects the data. All Magistrate Courts in the country are connected to the system that is housed at the Gaborone High Court and information on cases is entered directly into the system in real time. The data needed for statistical purposes is then extracted and given to SB in electronic format for analysis.

1.2 Challenges

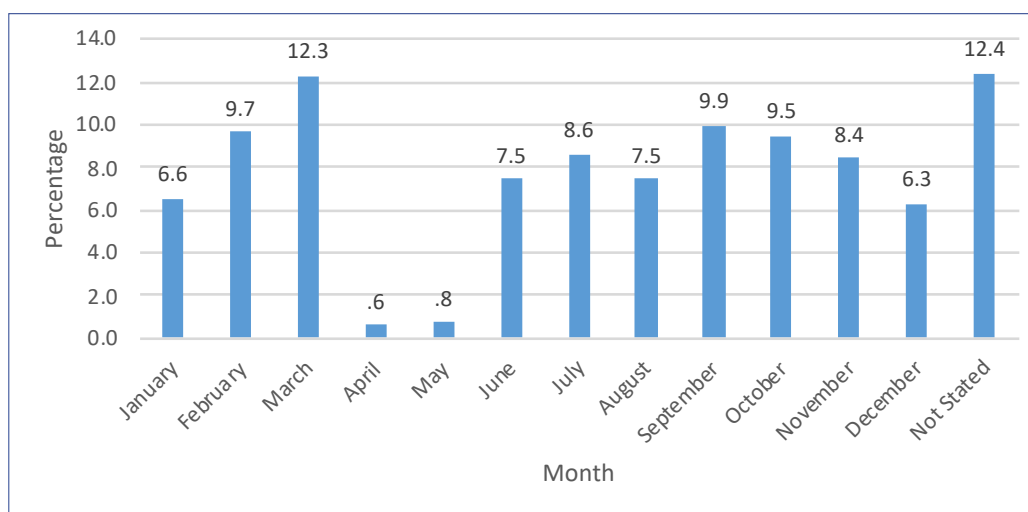
Since the information in the Case Information Management System (SIMS) is meant largely for administrative purposes, some variables, crucial for statistical purposes, such as sex and age of the accused, date of initial filing, date of judgement are at times omitted leading to lack of conclusiveness in the findings. In some instances, offences are not consistently entered into the system, leading to a lengthened and cumbersome process of data cleaning, classification and coding. **Some variables which are used to calculate some key indicators such as disposal rates, conviction rates etc. are either not stated or not consistent with other entries making it difficult to calculate such indicators.**

2.0 Discussion of Findings

2.1 Decided Cases by Months

The results show that there were 4,184 decided cases in 2020 (table 1a) compared to 9,499 cases observed in 2019. Chart 1 below depicts that the highest cases were disposed of in March 2020 at 12.3 percent, followed by 9.9 and 9.7 percent recorded in September and February respectively. April and May have recorded the least case disposal at 0.6 and 0.8 percent respectively. The low case disposal percentage during the two months can be attributed to the fact that the country went on lockdown during the months of April and May as a measure to control the spread of COVID-19 virus.

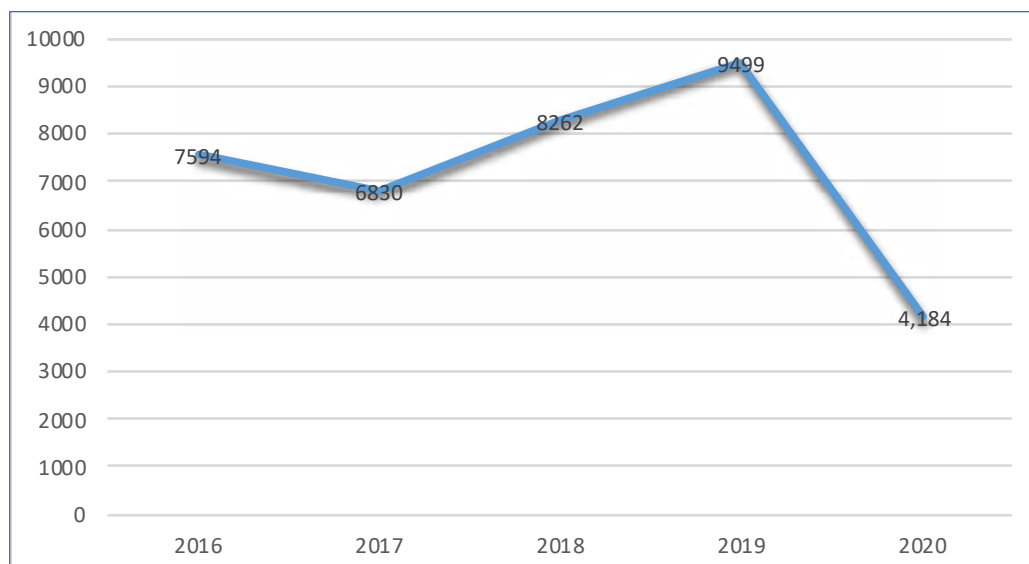
Chart 1: Percentage Distribution of Decided Criminal Cases by Month-2020



2.2 Decided cases by year

The chart below shows the trend distribution of decided cases from 2016 to 2020. It shows a steady increase from 6,830 cases in 2017 to 9,499 in 2019. This was followed by a huge decrease to 4,148 cases in 2020. The decrease can be attributed to the fact that in March 2020 The World Health Organization (WHO) declared COVID-19 a global pandemic. In response, in April Botswana started to put measures in place to curb the spread of the virus; The country went on Lock down in April and continued through May, as a result many activities including case hearings were suspended hence the decrease in cases disposed of in 2020.

Chart 2: Trend of Decided Cases 2016-2020



2.3 Accused by Sex and Age Group-2020

Chart 3 shows that male participation in criminal activities was higher when compared to their female counterparts. Females accounted for only 6 percent of crime participation whilst the majority, 92 percent was crime committed by males and the remaining 2 percent of the accused persons did not have their sex stated.

Chart 3: Percentage distribution of accused by Sex -2020

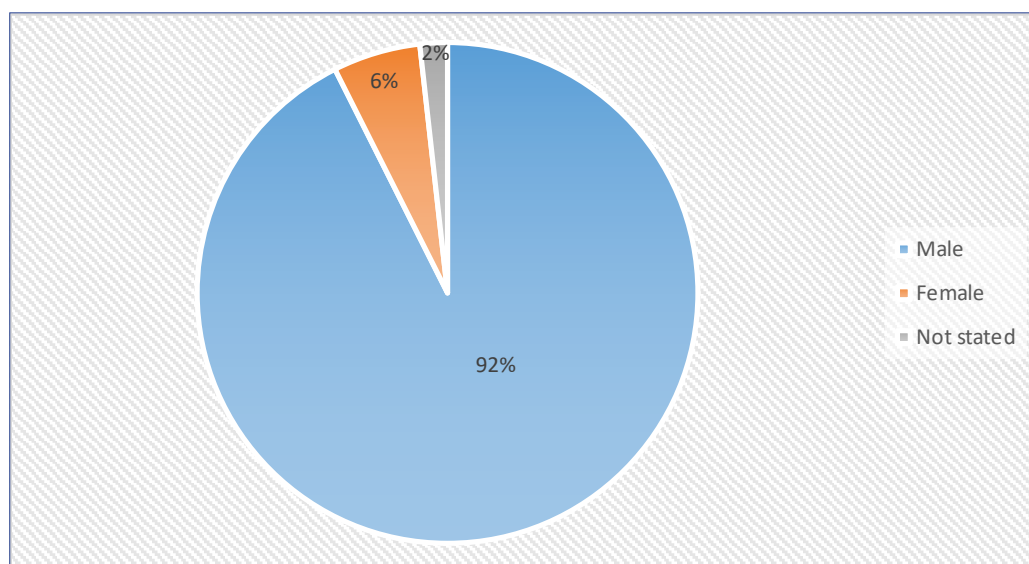


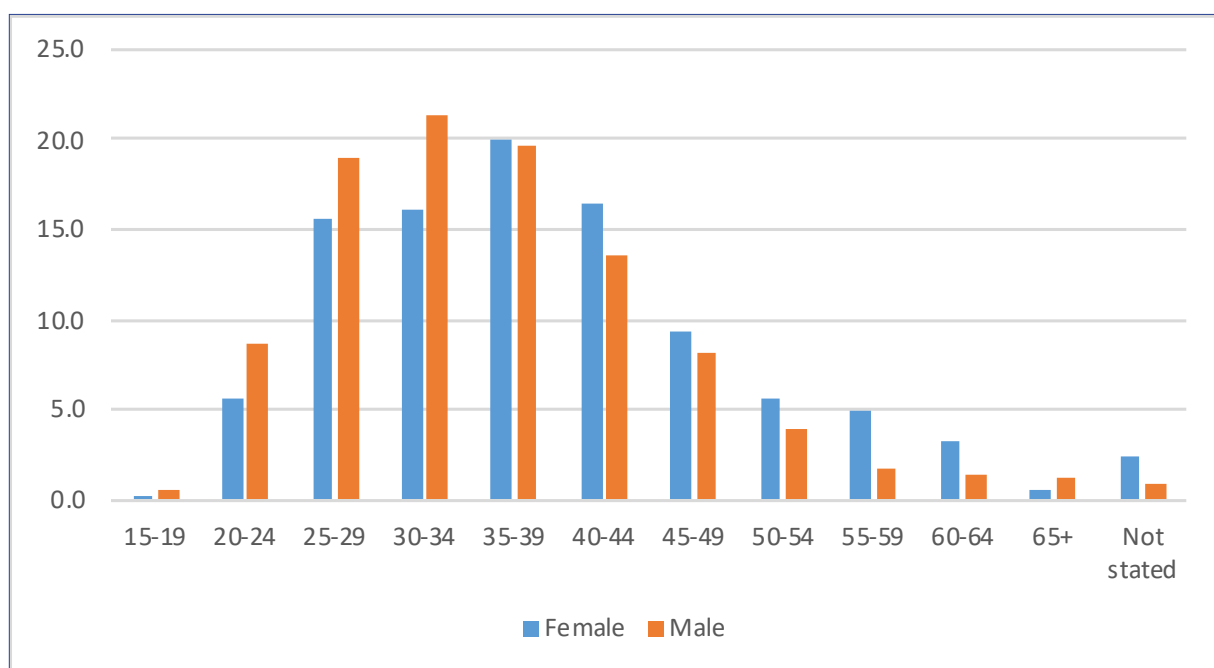
Chart 4 below indicates that throughout all the age groups, male proportions were higher than female proportions. High numbers of accused were recorded from age groups 25-29, to age group 35-39, with a peak at age group 30-34 for both sexes.

The year 2020 recorded 19.7 percent accused males aged 30-34, 18.1 percent aged 35-39 and 17.5 percent aged 25-29 years. The chart further shows that for females the same age groups as males show higher percentages of accused when compared to other age groups (chart 4).

The findings show that the number of female accused is highest at age group 30-34 with 1.1 percent, a difference of 18.6 percentage points compared to their male counterparts. The proportion of females accused was the same for the age groups 25-29, 30-34 and 40-44 estimated at 0.9 percent. About 2 percent of accused males had their age not specified compared to 1.1 percent of their female counterparts. The accused who had neither their gender nor age stated was recorded at 0.1 percent.

It is evident that crime is mostly prevalent at younger ages and decreases as age increase for both sexes.

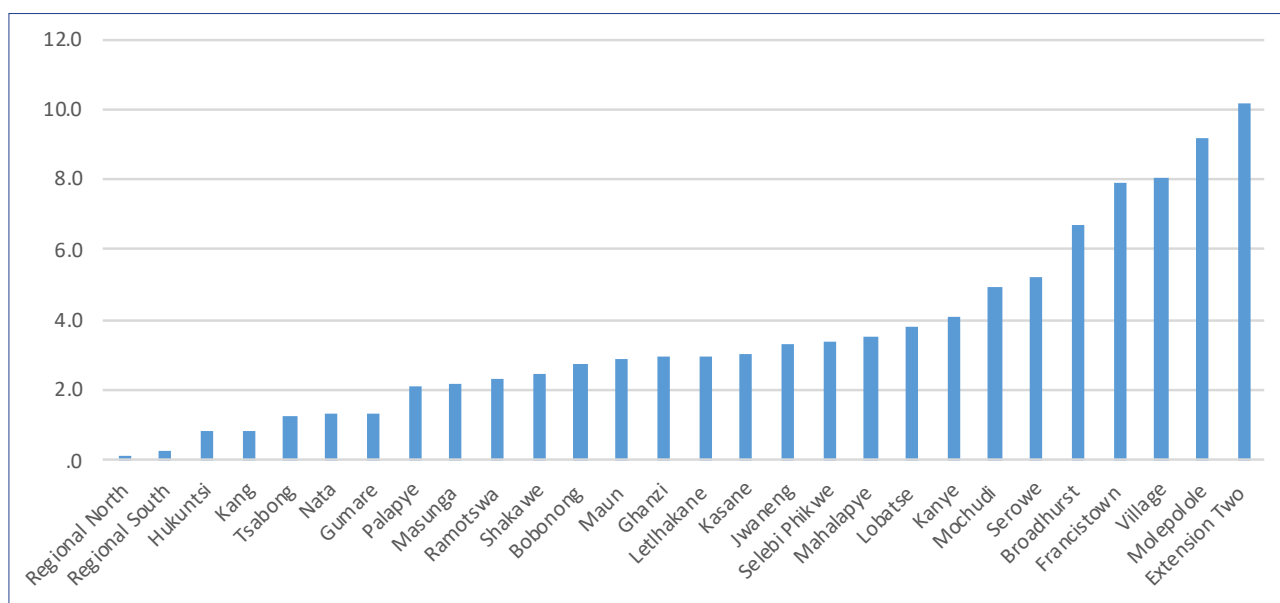
Chart 4: Percentage Distribution of Accused by Sex and Age Group-2020



2.4 Decided Cases by Magistrate Court-2020

There were 4,148 decided cases across all Magistrate courts. Extension Two Magistrate court had the highest percentage of cases at 10.1 percent followed by Molepolole Magistrate Court at 9.2 percent. Regional North and Regional South courts had the lowest recorded cases at 0.1 and 0.3 percent respectively in 2020.

Chart 5: Percentage Distribution of Decided Cases by Magistrate Court-2020

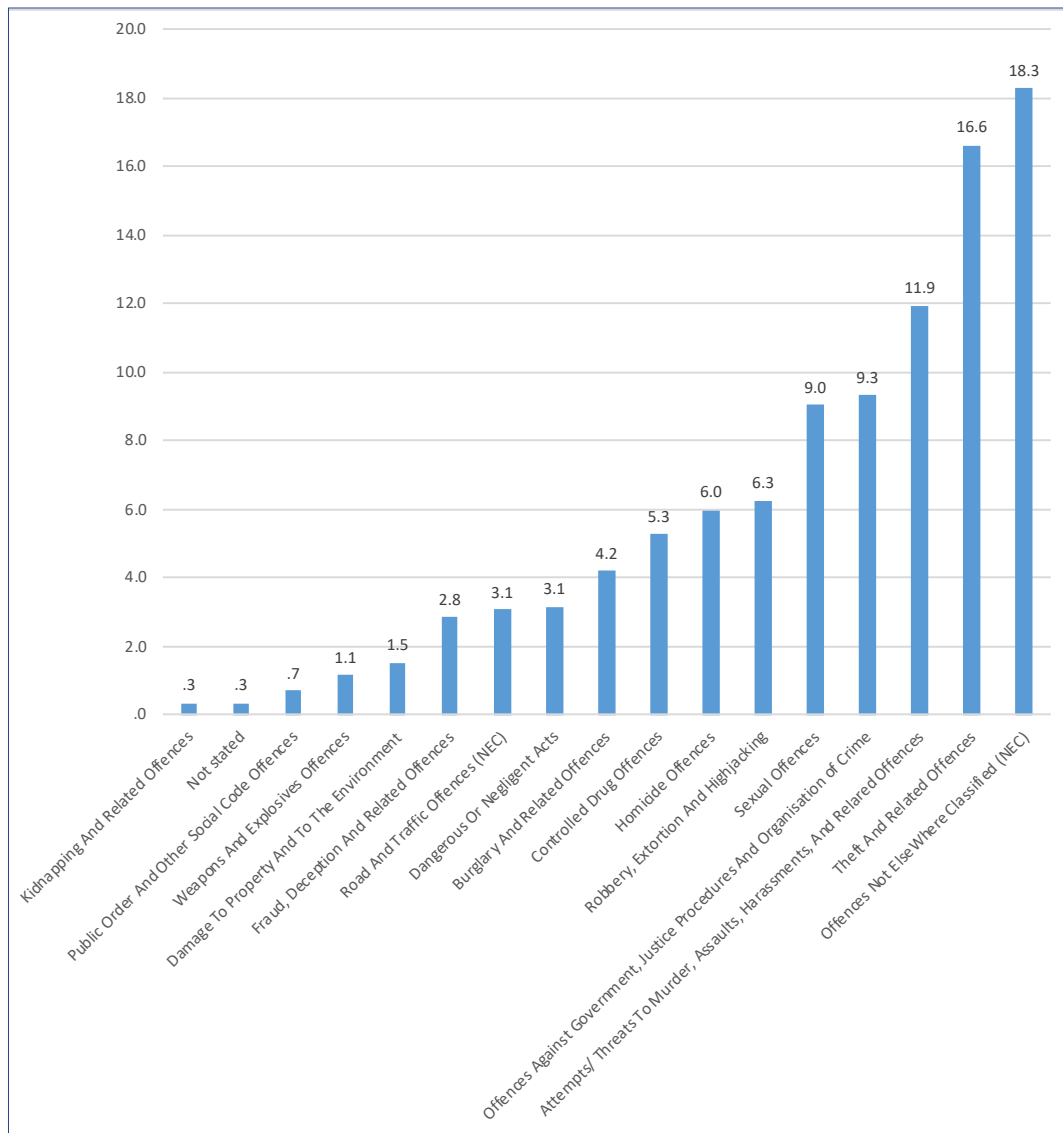


2.5 Offences Committed -2020

Offences recorded in 2020 were lower (7,386) compared to (13,906) offences recorded in 2019 for reasons earlier enunciated.

The offence that ranked highest was theft and related offences accounting for 16.6 percent of all cases. The top four offences were sexual offences (9.0 Percent), Offences against Government, Justice Procedures and organizational crime (9.3 percent), Attempts/Threats to murder, assaults, Harassment and related offences (11.9 percent) and Theft and related offences. Cases involving use of force such as homicide, robbery, sexual offences were also high recording 6.0, 6.3 and 9.0 respectively. This is in the midst of a period when the country is grappling with a high prevalence of gender-based violence as well as femicide. The use of controlled drugs was also high accounting for slightly more than 5 percent of the offences committed.

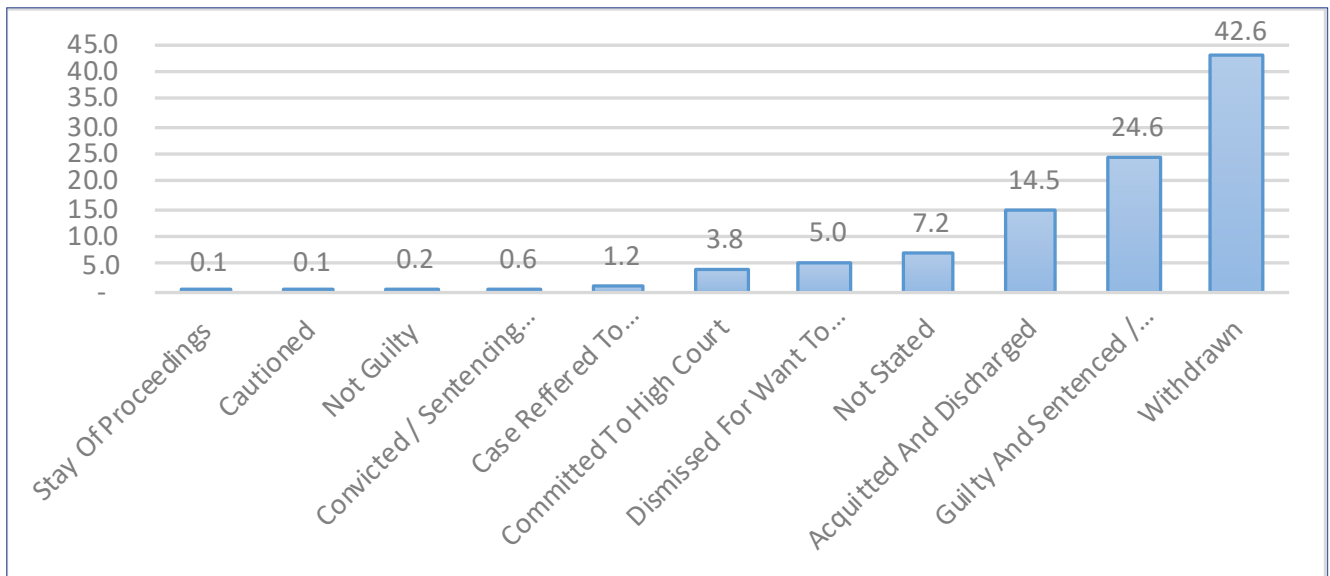
Chart 6: Percentage Distribution of Offences Committed -2020



2.6 Verdicts

Chart 7 shows that a high proportion (42.6 percent) of the accused had their cases withdrawn, while about a quarter of the accused were found guilty and sentenced or fined. Only 14.5 percent were acquitted and discharged. About 5 percent of the cases were referred either to the regional office (1.2 percent) or committed to the High Court (3.8 percent).

Chart 7: Percentage Distribution of Verdicts-2020



2.7 Offences by Plea and Verdict-2020

Table 2a below shows that roughly more than half (51.1percent) of the accused pleaded not guilty, 15.3 pleaded guilty and 24 percent reserved their pleas. Results shows that out of the 15.3 percent who pleaded guilty, 11.8 percent were indeed guilty and were either fined or sentenced. Of those who pleaded Not Guilty, 20.4 percent were withdrawn and 12.0 percent were found guilty and sentenced/fined.

About 43.0 percent of all cases were withdrawn. The results show that 14.5 percent had their cases acquitted and discharged, while 0.1 percent were cautioned. The Table below depicts that 3.8 percent of cases were committed to the high court.

Table 2a: Total Number of offences by Plea and Verdict-2019

Verdict	Plea						Total
	Guilty	Not Applicable	Not Guilty	Not Yet Taken	Reserved	Not Stated	
Acquitted And Discharged	0.6	0.1	10.6	0.8	2.4	-	14.5
Case Referred To Regional Magistrate	-	1.1	-	-	-	-	1.2
Cautioned	-	-	-	-	-	-	0.1
Committed To High Court	-	-	0.4	0.1	3.2	-	3.8
Convicted / Sentencing Postponed	0.2	-	0.3	-	-	-	0.6
Dismissed For Want To Prosecute	0.1	0.2	2.8	0.4	1.4	0.1	5.0
Guilty And Sentenced / Fined	11.8	0.1	12.0	0.3	0.5	0.1	24.6
Not Guilty	-	-	0.2	-	-	-	0.2
Stay Of Proceedings	-	-	-	-	0.1	-	0.1
Withdrawn	1.9	0.5	20.4	4.8	14.7	0.4	42.6
Not Stated	0.6	-	4.4	0.3	1.6	0.3	7.2
Total	15.3	2.0	51.1	6.8	24.0	0.9	100

3.0 HIGH COURTS

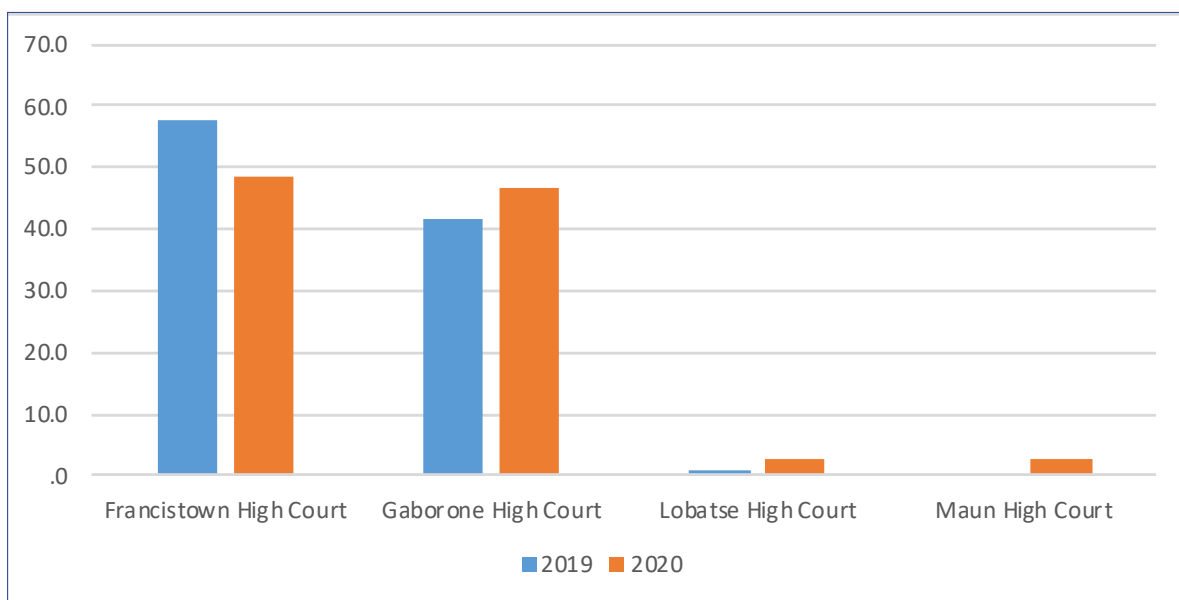
The High Court **is a superior court of record and has unlimited jurisdiction to hear all criminal and civil cases.** The case types that are heard by the high court include matrimonial cases, civil cases, criminal cases, civil appeals and miscellaneous applications. Currently there are four High Courts in Botswana, namely Gaborone, Francistown, Lobatse and Maun High Courts. Maun High Court was newly established in 2020 to facilitate access to justice and to reduce the distance travelled to get court services in the Ngamiland, North West and Gantsi region.

3.1 Decided Cases

Chart 8 shows that in 2020 Francistown High court recorded the highest percent case disposal (48.3 person), followed closely by Gaborone High court (46.6 person) and the least recorded are Lobatse and Maun High Courts which both disposed 2.6 percent each of all the cases completed in 2020.

The same trend was observed in the previous year where Francistown was leading on case percentage disposal. Gaborone and Lobatse High Courts have shown a slight improvement in case percent disposal while Francistown experienced a decline of 9.5 percent point difference from 2019 to 2020 while Maun magistrate court was not yet in operation in 2019.

Chart 8: Percentage case disposal 2019-2020



3.2 Accused by age group and sex

The total number of accused trialed in 2020 for criminal offences within High Courts were 116. Of these, 113 were Males and three (3) were Females. The majority of the accused were youths and since most of the accused are committals from the magistrate courts their characteristics are the same as those trialed at magistrate courts.

3.3 Verdicts

Of the 116 accused standing trial for criminal offences, 62 had their cases withdrawn, 28 were acquitted and discharged and 14 were guilty and sentenced (Table 3a).

Table 3a: Verdicts by Sex -2020

Verdict	F	M	Total
Acquitted & Discharged	1	27	28
Convicted/ Sentencing Postpone	-	6	6
Guilty and Sentenced/fined	2	-	2
Guilty but Insane	-	14	14
Withdrawn	-	62	62
Not Stated	-	4	4
Total	3	113	116

3.0 Appendix A

Table 1: Percentage Distribution of Offences within Age Group of Accused -2020

	Age Group											Not stated
	15-19	20-24	25-29	30-34	35-39	40-44	45-49	50-54	55-59	60-64	65+	
Criminal Offence												
Homicide	0.8	8.6	17.2	20.8	19.9	12.7	9.1	3.0	1.7	1.1	0.6	4.4
Sexual	0.2	8.1	20.0	18.1	17.0	13.9	9.5	5.1	3.3	0.7	1.3	2.7
Attempts/ Threats To Murder, Assaults, Harassments, And Related	0.3	8.0	19.0	18.3	21.4	15.0	8.5	2.2	1.8	1.2	1.0	3.3
Dangerous Or Negligent Acts	0.5	7.4	19.5	23.7	18.4	13.7	5.8	6.8	1.1	1.1	0.5	1.6
Kidnapping And Related	4.8	9.5	23.8	4.8	19.0	14.3	14.3	-	-	4.8	-	4.8
Robbery, Extortion And Highjacking	0.5	9.8	15.3	22.8	17.7	13.2	10.3	4.8	1.6	0.8	1.9	1.3
Burglary And Related	0.4	11.9	16.6	21.7	20.6	10.7	7.5	3.2	1.2	2.8	0.8	2.8
Theft And Related	1.0	7.9	20.5	21.1	19.0	13.2	6.8	3.5	1.9	1.5	0.7	3.1
Fraud, Deception And Related	0.6	6.4	15.8	24.6	20.5	12.9	9.9	3.5	0.6	1.8	1.2	2.3
Controlled Drug	0.3	4.1	18.9	21.4	14.5	16.4	11.0	4.7	0.9	2.8	1.6	3.5
Weapons And Explosives	-	7.2	13.0	23.2	20.3	10.1	11.6	2.9	1.4	-	1.4	8.7
Damage To Property And To The Environment	1.1	6.5	16.3	21.7	25.0	15.2	7.6	1.1	2.2	1.1	-	2.2
Public Order And Other Social Code	-	4.7	14.0	25.6	16.3	14.0	7.0	7.0	2.3	2.3	-	7.0
Road And Traffic (NEC)	0.5	5.9	17.8	20.5	20.5	14.1	4.9	5.4	3.2	2.2	2.2	2.7
Offences Against Government, Justice Procedures And Organisation of Crime	0.9	11.0	16.5	19.9	19.4	12.1	7.5	5.2	1.4	1.2	1.8	3.2
Offences Not ElseWhere Classified (NEC)	0.9	8.4	19.1	20.8	19.7	13.2	6.8	4.2	1.7	1.5	1.2	2.4
Total	0.8	7.8	17.7	20.6	19.3	13.4	8.6	3.9	1.6	1.7	1.0	3.5

Table 1a: Percentage Distribution of Decided Cases and accused by Margisterial courts 2020

	Cases	Percent	Accused	Percent
Magistrate				
Bobonong	116	2.8	165	2.7
Broadhurst	280	6.7	440	7.3
Extension Two	424	10.1	557	9.2
Francistown	332	7.9	475	7.9
Ghanzi	123	2.9	148	2.5
Gumare	56	1.3	77	1.3
Hukuntsi	35	.8	41	.7
Jwaneng	140	3.3	183	3.0
Kang	35	.8	41	.7
Kanye	172	4.1	261	4.3
Kasane	128	3.1	173	2.9
Letlhakane	125	3.0	177	2.9
Lobatse	159	3.8	283	4.7
Mahalapye	148	3.5	255	4.2
Masunga	91	2.2	126	2.1
Maun	121	2.9	193	3.2
Mochudi	207	4.9	276	4.6
Molepolole	383	9.2	523	8.7
Nata	55	1.3	70	1.2
Palapye	90	2.2	123	2.0
Ramotswa	96	2.3	137	2.3
Regional North Regional	5	.1	9	.1
Regional South Regional	12	.3	86	1.4
Selebi Phikwe	143	3.4	207	3.4
Serowe	218	5.2	272	4.5
Shakawe Magistrate Court	102	2.4	127	2.1
Tsabong	52	1.2	66	1.1
Village	336	8.0	545	9.0
Total	4184	100.0	6036	100.0

Table2: Total Number of Decided Cases by Magistrate Courts 2015 - 2020

	2015	2016	2017	2018	2019	2020
Magisterial Court						
Bobonong	77	167	173	177	186	116
Broadhurst	333	420	342	434	625	280
Extension 2	1332	1152	1035	1568	127	424
Francistown	1087	915	785	616	714	332
Gantsi	159	148	146	120	242	123
Gumare	73	60	65	76	99	56
Hukuntsi	107	59	47	66	90	35
Jwaneng	148	125	124	130	239	140
Kang	-	21	30	61	93	35
Kanye	260	319	383	303	392	172
Kasane	181	180	209	280	319	128
Letlhakane	167	160	159	189	263	125
Lobatse	391	311	216	379	460	159
Mahalapye	178	326	322	481	440	148
Masunga	143	165	134	186	236	91
Maun	432	369	232	243	411	121
Mochudi	222	265	252	347	340	207
Molepolole	359	350	264	310	624	383
Nata	-	63	144	112	138	55
Palapye	358	280	279	306	239	90
Ramotswa	88	78	97	209	270	96
Regional North Regional	4	12	13	9	7	5
Regional South Regional	17	31	14	25	23	12
Selibe Phikwe	650	724	540	737	512	143
Serowe	63	408	415	419	525	218
Shakawe	-	-	51	101	104	102
Tsabong	157	157	90	127	144	52
Village	202	329	269	251	494	336
Total	7188	7594	6830	8262	9499	4184

Table3: Number of Decided Cases by Magisterial Court and Month-2020

Magistrate Court	Month												N/S	Total
	Jan	Feb	Mar	Aprl	May	Jun	Jul	Aug	Sept	Oct	Nov	Dec		
Bobonong	8	7	14	-	4	14	11	11	13	16	14	-	4	116
Broadhurst	12	25	21	-	2	23	28	8	24	38	43	44	12	280
Extension Two	29	46	48	4	9	20	49	7	34	42	38	21	77	424
Francistown	28	38	34	-	2	21	33	25	23	27	23	17	61	332
Ghanzi	3	15	4	5	-	12	9	8	6	9	6	2	44	123
Gumare	-	2	12	1	-	4	3	-	4	2	5	12	11	56
Hukuntsi	4	11	1	-	-	-	-	1	4	4	5	-	5	35
Jwaneng	11	13	9	1	-	19	11	18	23	8	3	3	21	140
Kang	1	6	2	1	3	4	2	7	4	2	1	2	-	35
Kanye	14	12	21	-	2	12	24	14	25	19	14	9	6	172
Kasane	15	11	22	-	3	12	5	10	14	9	15	3	9	128
Letlhakane	19	17	21	-	1	11	6	1	4	15	6	5	19	125
Lobatse	23	11	29	1	-	9	4	12	21	15	18	4	12	159
Mahalapye	5	10	22	-	-	6	10	13	32	9	9	5	27	148
Masunga	1	3	12	3	-	6	12	4	9	8	7	6	20	91
Maun	7	5	6	-	1	11	15	14	10	19	8	6	19	121
Mochudi	11	21	17	-	3	24	20	21	18	17	14	15	26	207
Molepolole	25	31	42	4	1	32	37	49	43	43	39	23	14	383
Nata	-	-	-	-	-	-	-	3	12	15	13	12	-	55
Palapye	3	22	21	1	-	10	11	3	5	2	4	2	6	90
Ramotswa	2	5	13	1	1	16	9	1	4	6	5	16	17	96
Regional North	-	3	1	-	-	-	-	-	1	-	-	-	-	5
Regional South	-	-	-	-	-	-	-	-	7	-	-	-	5	12
Selebi Phikwe	6	15	14	-	-	2	9	17	7	14	7	23	29	143
Serowe	17	19	28	1	2	15	21	11	16	26	34	11	17	218
Shakawe	6	8	26	2	-	5	7	3	7	8	5	4	21	102
Tsabong	-	2	34	-	-	-	-	2	2	6	-	4	2	52
Village	29	50	34	-	-	23	26	51	36	14	16	15	42	336
Total	279	408	508	25	34	311	362	314	408	393	352	264	526	4,184

Table 4: Number of Accused by Magisterial Court. Sex and Age -2020

Magistrate Court	All Sex												Total
	15-19	20-24	25-29	30-34	35-39	40-44	45-49	50-54	55-59	60-64	65+	Not stated	
Bobonong	-	19	24	38	34	24	13	2	2	-	3	6	165
Broadhurst	2	47	84	94	89	59	28	15	3	7	2	10	440
Extension Two	-	33	89	124	114	74	48	26	11	10	7	21	557
Francistown	-	32	77	88	97	67	46	24	11	5	9	19	475
Ghanzi	1	12	29	35	28	17	13	6	1	3	-	3	148
Gumare	-	6	12	17	28	6	3	-	-	1	1	3	77
Hukuntsi	-	1	11	9	6	4	5	2	2	-	1	-	41
Jwaneng	-	14	42	29	29	29	17	8	5	3	5	2	183
Kang	1	6	7	6	12	5	3	1	-	-	-	-	41
Kanye	2	13	46	43	58	42	20	14	7	8	4	4	261
Kasane	2	13	28	39	28	28	17	8	5	3	1	1	173
Letlhakane	2	25	30	26	27	26	14	12	6	2	1	6	177
Lobatse	3	28	67	57	50	34	14	11	3	7	6	3	283
Mahalapye	1	19	51	40	52	35	17	18	5	5	3	9	255
Masunga	1	8	44	30	19	13	7	1	-	1	-	2	126
Maun	-	16	41	45	27	27	13	1	8	4	5	6	193
Mochudi	1	23	61	51	54	35	19	10	3	5	3	11	276
Molepolole	1	47	99	120	97	74	35	22	8	5	5	10	523
Nata	3	2	9	12	8	15	11	3	4	1	-	2	70
Palapye	2	13	22	29	20	13	12	3	3	-	2	4	123
Ramotswa	-	11	23	31	22	21	10	7	6	3	1	2	137
Regional North Regional	-	3	1	1	1	-	2	-	1	-	-	-	9
Regional South Regional	1	4	14	23	19	12	5	2	-	3	-	3	86
Selebi Phikwe	3	18	51	37	43	31	11	3	2	1	1	6	207
Serowe	-	33	42	63	50	37	16	11	6	3	5	6	272
Shakawe	-	8	15	22	28	13	19	6	3	2	-	11	127
Tsabong	-	2	6	13	10	7	6	2	-	1	-	19	66
Village	14	45	88	122	109	63	60	23	5	5	3	8	545
Total	40	501	1,113	1,244	1,159	811	484	241	110	88	68	177	6,036

Table 4: Number of Accused by Magisterial Court. Sex and Age-2020 (cont'd)

Magistrate Court	Males											Not stated	Total
	15-19	20-24	25-29	30-34	35-39	40-44	45-49	50-54	55-59	60-64	65+		
Bobonong	-	18	23	37	30	22	11	2	2	-	2	2	149
Broadhurst	2	47	78	88	85	55	28	12	3	5	2	10	415
Extension Two	-	32	82	120	110	67	47	24	8	10	7	10	517
Francistown	-	30	71	81	87	60	40	22	9	5	9	6	420
Ghanzi	1	10	28	32	25	16	13	5	1	1	-	2	134
Gumare	-	6	12	16	28	6	3	-	-	1	1	-	73
Hukuntsi	-	1	10	9	6	4	5	2	2	-	1	-	40
Jwaneng	-	14	42	28	28	28	17	8	5	3	5	2	180
Kang	1	6	6	6	12	5	3	1	-	-	-	-	40
Kanye	2	13	44	42	55	41	19	13	4	8	4	1	246
Kasane	2	12	26	38	25	27	17	8	5	3	1	1	165
Letlhakane	2	25	28	24	26	22	13	12	4	2	1	1	160
Lobatse	3	27	60	49	46	29	14	10	3	6	6	2	255
Mahalapye	1	17	49	40	49	33	15	17	5	4	3	5	238
Masunga	1	7	44	30	16	12	6	-	-	-	-	-	116
Maun	-	16	39	43	27	23	13	1	8	3	5	3	181
Mochudi	1	21	56	49	53	32	18	7	2	4	2	5	250
Molepolole	-	45	97	113	92	71	35	20	5	5	5	3	491
Nata	3	2	9	11	8	14	11	2	4	1	-	2	67
Palapye	2	13	21	29	18	13	12	3	3	-	2	1	117
Ramotswa	-	10	22	31	22	20	10	7	6	3	1	2	134
Regional North Regional	-	3	1	1	1	-	2	-	-	-	-	-	8
Regional South Regional	1	3	14	22	19	12	5	2	-	3	-	-	81
Selebi Phikwe	3	17	47	36	38	30	11	3	2	-	1	2	190
Serowe	-	32	42	61	48	36	14	11	6	3	5	1	259
Shakawe	-	8	15	22	25	13	14	5	1	2	-	-	105
Tsabong	-	2	6	12	10	7	2	1	-	1	-	1	42
Village	14	44	85	119	101	57	54	23	5	4	3	6	515
Total	39	481	1,057	1,189	1,090	755	452	221	93	77	66	68	5,588

Table 4: Number of Accused by Magisterial Court. Sex and Age-2020 (cont'd)

Magistrate Court	Female											Not stated	Total
	15-19	20-24	25-29	30-34	35-39	40-44	45-49	50-54	55-59	60-64	65+		
Bobonong	-	1	1	1	3	2	2	-	-	-	1	-	11
Broadhurst	-	-	6	6	4	4	-	3	-	2	-	-	25
Extension Two	-	1	7	4	4	7	1	1	3	-	-	1	29
Francistown	-	2	6	7	10	7	6	2	2	-	-	4	46
Ghanzi	-	1	1	3	3	1	-	1	-	2	-	-	12
Gumare	-	-	-	1	-	-	-	-	-	-	-	-	1
Hukuntsi	-	-	1	-	-	-	-	-	-	-	-	-	1
Jwaneng	-	-	-	1	1	1	-	-	-	-	-	-	3
Kang	-	-	1	-	-	-	-	-	-	-	-	-	1
Kanye	-	-	2	1	3	1	1	1	3	-	-	-	12
Kasane	-	1	2	1	3	1	-	-	-	-	-	-	8
Letlhakane	-	-	2	2	1	4	1	-	2	-	-	-	12
Lobatse	-	1	7	8	4	5	-	1	-	1	-	-	27
Mahalapye	-	2	2	-	3	2	2	1	-	1	-	-	13
Masunga	-	1	-	-	3	1	1	1	-	1	-	1	9
Maun	-	-	2	2	-	4	-	-	-	1	-	1	10
Mochudi	-	2	5	2	1	3	1	3	1	1	1	-	20
Molepolole	1	2	2	7	5	3	-	2	3	-	-	-	25
Nata	-	-	-	1	-	1	-	1	-	-	-	-	3
Palapye	-	-	1	-	2	-	-	-	-	-	-	-	3
Ramotswa	-	1	1	-	-	1	-	-	-	-	-	-	3
Regional North Regional	-	-	-	-	-	-	-	-	1	-	-	-	1
Regional South Regional	-	1	-	1	-	-	-	-	-	-	-	-	2
Selebi Phikwe	-	1	2	1	5	1	-	-	-	1	-	-	11
Serowe	-	1	-	2	2	1	2	-	-	-	-	-	8
Shakawe	-	-	-	-	3	-	5	1	2	-	-	-	11
Tsabong	-	-	-	1	-	-	4	1	-	-	-	-	6
Village	-	1	2	3	8	6	6	-	-	1	-	1	28
Total	1	19	53	55	68	56	32	19	17	11	2	8	341

Table 4: Number of Accused by Magisterial Court. Sex and Age-2020 (cont'd)

Magistrate Court	Sex Not Stated				Not stated	Total
	20-24	25-29	35-39	50-54		
Bobonong	-	-	1	-	4	5
Extension Two	-	-	-	1	10	11
Francistown	-	-	-	-	9	9
Ghanzi	1	-	-	-	1	2
Gumare	-	-	-	-	3	3
Kanye	-	-	-	-	3	3
Letlhakane	-	-	-	-	5	5
Lobatse	-	-	-	-	1	1
Mahalapye	-	-	-	-	4	4
Masunga	-	-	-	-	1	1
Maun	-	-	-	-	2	2
Mochudi	-	-	-	-	6	6
Molepolole	-	-	-	-	7	7
Palapye	-	-	-	-	3	3
Regional South Regional	-	-	-	-	3	3
Selebi Phikwe	-	2	-	-	4	6
Serowe	-	-	-	-	5	5
Shakawe	-	-	-	-	11	11
Tsabong	-	-	-	-	18	18
Village	-	1	-	-	1	2
Total	1	3	1	1	101	107

Table 5: Total number of Offences by Magisterial Court and Sex of Accused – 2020

	Kidnapping and related offence				Robbery, extortion and high-jacking offences				Burglary and related offences				Theft and related offences			
	Male	Female	N/s	Total	Male	Female	N/s	Total	Male	Female	N/s	Total	Male	Female	N/s	Total
Magistrate Court																
Bobonong	-	-	-	-	10	-	-	10	6	-	1	7	42	-	1	43
Broadhurst				-	53	5	-	58	55	-	-	55	161	9	-	170
Extension Two	10	1	-	11	52	-	2	54	23	-	-	23	132	1	4	137
Francistown	1	-	-	1	32	2	-	34	18	2	-	20	129	16	-	145
Ghanzi				-				-	2	-	-	2	15	2	-	17
Gumare				-				-				-	15	-	-	15
Hukuntsi				-				-				-	2			2
Jwaneng				-	7	-	-	7	2	-	-	2	35	-	-	35
Kang				-				-	1	-	-	1	4	-	-	4
Kanye				-	4	2	-	6	14	1	-	15	56	2	-	58
Kasane				-	2	1	-	3	10	1	-	11	43	2	-	45
Letlhakane				-	15	1	1	17	1			1	27	4	1	32
Lobatse				-	37	3	-	40	15	-	-	15	130	5	-	135
Mahalapye				-	12	1	-	13	5	-	1	6	41	6	2	49
Masunga	1	-	-	1	7	-	1	8	5	-	-	5	19	1	-	20
Maun				-	6	-	-	6	10	-	-	10	67	2	-	69
Mochudi				-	7	1	-	8	15	2	-	17	77	5	4	86
Molepolole				-	55	1	-	56	18	-	1	19	120	3	1	124
Nata				-	4			4	1	-	-	1	16	1	-	17
Palapye				-	6	-	-	6	1	-	-	1	33	2	1	36
Ramotswa				-	29	1	-	30	12	-	-	12	40	-	-	40
Regional North	2			2				-				-	2	1	-	3
Regional South				-				-				-	3			3
Selebi Phikwe	1	-	1	2	16	1	-	17	10	1	-	11	73	6	1	80
Serowe				-	4	-	-	4	6	-	-	6	32	-	-	32
Shakawe				-	1	-	-	1	3	-	-	3	13	-	4	17
Tsabong				-	2	-	-	2				-	13	2	-	15
Village	7	-	-	7	75	5	1	81	19	1	-	20	220	11	-	231
Total	22	1	1	24	436	24	5	465	252	8	3	263	1,560	81	19	1,660

Table 5: Total number of Offences by Magisterial Court and Sex of Accused – 2020 (contd)

	Fraud, Deception and Related Offences				Controlled Drug Offences				Weapons and Explosives Offences				Damage to Property and to the Environment			
	Male	Female	N/s	Total	Male	Female	N/s	Total	Male	Female	N/s	Total	Male	Female	N/s	Total
Magistrate Court																
Bobonong	-	-	-	-	12	-	1	13	3	3	1	7	3	-	-	3
Broadhurst	13	-	-	13	7	2	-	9	3	-	-	3	10	1	-	11
Extension Two	7	1	-	8	17	1	1	19	1			1	5	-	-	5
Francistown	6	1	-	7	9	-	-	9	4	1	-	5	6	2	-	8
Ghanzi				-	8	-	-	8	3	-	-	3	3	-	-	3
Gumare				-	4	-	-	4	14	-	-	14	1	-	-	1
Hukuntsi	1	-	-	1				-				-	1	-	-	1
Jwaneng	2	1	-	3	1	-	-	1	1	-	-	1	5	-	-	5
Kang				-	1	1	-	2	2	-	-	2	1	-	-	1
Kanye	1	1	-	2	18	-	-	18	8	1	1	10	6	-	-	6
Kasane				-	33	1	-	34	4	-	-	4	7	-	-	7
Letlhakane				-	7	2	1	10	11	-	-	11	3	-	-	3
Lobatse	4	2	-	6	42	4	-	46				-	7	-	-	7
Mahalapye	3	-	-	3	14	-	2	16	6	-	1	7	2	-	1	3
Masunga	2	-	-	2	9	2	-	11	5	-	-	5	5	-	-	5
Maun	10	-	-	10	11	4	-	15	4	-	-	4	1	-	-	1
Mochudi	1	-	-	1	4	-	-	4				-	2	-	-	2
Molepolole				-	7	1	-	8	1	-	-	1	15	2	-	17
Nata	1	1	-	2	5	-	-	5				-	3	-	-	3
Palapye				-	8	-	-	8				-	1	-	-	1
Ramotswa				-	12	-	-	12				-	4	-	-	4
Regional North	5	-	-	5				-				-			-	-
Regional South	127	2	6	135	3	-	-	3				-			-	-
Selebi Phikwe	1	-	-	1	7	1	-	8	1	-	-	1	4	1	-	5
Serowe				-	1	-	-	1	1	-	-	1	6	-	-	6
Shakawe	2	-	-	2	10	3	-	13	4	-	4	8	3	-	-	3
Tsabong	-	-	1	1	-	1	-	1				-	3	-	-	3
Village	29	2	-	31	43	3	-	46				-	7	-	-	7
Total	215	11	7	233	293	26	5	324	76	5	7	88	114	6	1	121

Table 5: Total number of Offences by Magisterial Court and Sex of Accused – 2020 (contd)

	Public Order and Other Social Code Offences				Road Traffic Offences (NEC)				Offences against Government, Justice Procedures and Organisation of Crime				Offences Not Elsewhere Classified (NEC)			
	Male	Female	N/s	Total	Male	Female	N/s	Total	Male	Female	N/s	Total	Male	Female	N/s	Total
Magistrate Court																
Bobonong	-	-	-	-	-	1	-	1	20	1	-	21	38	1	-	39
Broadhurst	2			2	5	-	-	5	30	-	-	30	73	2	-	75
Extension Two	1	-	-	1	79	4	-	83	42	6	1	49	53	4	1	58
Francistown	3	2	-	5	9	1	-	10	60	8	2	70	149	18	5	172
Ghanzi				-	6	-	-	6	5	1	-	6	27	2	-	29
Gumare	6	-	-	6				-	4	-	-	4	17	-	-	17
Hukuntsi	1			1	4	-	-	4				-	9	-	-	9
Jwaneng	1	-	-	1	1	-	-	1	42	-	-	42	37	2	-	39
Kang				-				-	3	-	-	3	16	-	-	16
Kanye				-	2	-	-	2	22	-	-	22	78	2	1	81
Kasane	2	-	-	2	5	-	-	5	17	-	-	17	23	-	-	23
Letlhakane				-	7	-	-	7	19	1	-	20	38	2	1	41
Lobatse				-	9	1	-	10	17	2	-	19	46	6	1	53
Mahalapye				-	3	-	1	4	15	-	-	15	68	4	-	72
Masunga	1	-	-	1	6	-	-	6	12	-	-	12	35	6	-	41
Maun				-	4	1	-	5	8	-	-	8	58	4	-	62
Mochudi				-	6	1	1	8	66	8	2	76	51	2	-	53
Molepolole				-	23	1	-	24	38	3	-	41	88	8	3	99
Nata	1	-	-	1				-	12	-	-	12	21	3	-	24
Palapye				-	5	-	-	5	18	-	-	18	20	-	-	20
Ramotswa	1	-	-	1	10	2	-	12	1	-	-	1	17	2	-	19
Regional North				-				-	2	1	-	3	1	-	-	1
Regional South				-				-	6	1	-	7	5	-	-	5
Selebi Phikwe				-	9	-	-	9	14	-	-	14	53	4	-	57
Serowe	19	1	3	23	31	1	-	32	32	1	-	33	21	-	1	22
Shakawe	1	-	-	1				-	8	-	-	8	22	-	5	27
Tsabong				-	2	-	1	3	5	1	5	11	14	1	1	16
Village	1	-	-	1	5	-	-	5	34	1	-	35	136	10	1	147
Total	40	3	3	46	231	13	3	247	552	35	10	597	1,214	83	20	1,317

Table 6: Total Number of Accused by Age -2020

Males													
Offences	Age Group											Not stated	Total
	15-19	20-24	25-29	30-34	35-39	40-44	45-49	50-54	55-59	60-64	65+		
Homicide	3	31	57	73	71	45	32	10	4	4	2	6	338
Sexual	1	41	118	103	92	74	48	25	14	4	6	5	531
Attempts/ Threats To Murder, As- saults, Harassments, And Related	5	72	155	153	166	112	63	18	14	7	7	11	783
Dangerous Or Negligent Acts	1	14	42	51	34	26	10	14	2	2	1	1	198
Kidnapping And Related	1	2	5	1	4	4	3	-	-	1	1	-	22
Robbery, Extortion And Highjacking	2	39	67	105	73	63	46	19	9	4	7	2	436
Burglary And Related	1	32	42	59	50	26	18	9	2	7	1	5	252
Theft And Related	13	146	331	357	292	199	96	52	18	21	11	23	1,559
Fraud, Deception And Related	1	17	33	53	46	29	20	6	-	7	2	-	214
Controlled Drug	1	12	57	66	44	47	31	14	3	8	5	5	293
Weapons And Explosives	-	5	12	21	13	11	7	2	1	-	4	-	76
Damage To Property And To The Environment	1	8	16	29	29	16	7	2	4	1	-	1	114
Public Order And Other Social Code	-	3	7	10	7	5	3	3	1	1	-	-	40
Road And Traffic (NEC)	1	19	51	46	43	25	14	14	8	3	4	3	231
Against Government, Justice Pro- cedures And Organisation of Crime	5	60	96	118	105	68	41	25	7	8	10	9	552
Not ElseWhere Classified (NEC)	9	110	234	258	236	163	94	53	19	15	15	8	1,214
Total	45	611	1,323	1,503	1,305	913	533	266	106	93	76	79	6,853

Table 6: Total Number of Offences by Age of Accused -2020 (Contd)

Female													
	Age Group												
	15-19	20-24	25-29	30-34	35-39	40-44	45-49	50-54	55-59	60-64	65+	Not stated	Total
Offences													
Homicide Offences	-	-	5	3	3	1	1	1	2	-	-	-	16
Sexual Offences	-	4	5	4	5	4	4	3	4	-	1	1	35
Attempts/ Threats To Murder, Assaults, Harassments, And Related Offences	-	3	12	4	14	9	4	-	1	2	-	-	49
Dangerous Or Negligent Acts	-	-	-	1	2	3	2	-	-	-	-	-	8
Kidnapping And Related Offences	-	-	-	-	-	-	-	-	-	-	-	1	1
Robbery, Extortion And Highjacking	-	3	3	6	3	1	1	4	2	1	-	-	24
Burglary And Related Offences	-	-	1	1	1	2	1	-	1	-	1	-	8
Theft And Related Offences	-	2	5	12	20	11	11	6	5	4	1	4	81
Fraud, Deception And Related Offences	-	1	3	2	1	3	1	-	1	-	-	-	12
Controlled Drug Offences	-	2	4	4	3	5	4	1	-	1	-	2	26
Weapons And Explosives Offences	-	-	-	-	2	1	1	-	1	-	-	-	5
Damage To Property And To The Environment	-	1	1	2	1	-	-	-	-	1	-	1	7
Public Order And Other Social Code Offences	-	-	-	1	-	1	1	-	-	-	-	-	3
Road And Traffic Offences (NEC)	-	-	2	2	-	7	-	-	1	1	-	-	13
Offences Against Government, Justice Procedures And Organisation of Crime	-	3	6	5	8	5	2	4	3	-	-	-	36
Offences Not ElseWhere Classified (NEC)	1	3	13	19	15	15	4	6	3	4	-	-	83
Total	1	22	60	66	78	68	37	25	24	14	3	9	407

Table 6: Total Number of Offences by Age of Accused -2020 (cont'd)

Sex not stated													
	Age Group												
	15-19	20-24	25-29	30-34	35-39	40-44	45-49	50-54	55-59	60-64	65+	Not stated	Total
Offences													
Homicide Offences	-	-	-	-	-	-	-	-	-	-	-	10	10
Sexual Offences	-	-	1	-	-	-	-	1	-	-	-	9	11
Attempts/ Threats To Murder, Assaults, Harassments, And Related Offences	-	-	1	-	-	-	-	-	-	-	-	18	19
Dangerous Or Negligent Acts	-	1	-	-	-	-	-	-	-	-	-	2	3
Kidnapping And Related Offences	-	-	1	-	-	-	-	-	-	-	-	-	1
Robbery, Extortion And Highjacking	-	-	1	-	-	-	-	-	-	-	-	4	5
Burglary And Related Offences	-	-	-	-	1	-	-	-	-	-	-	2	3
Theft And Related Offences	-	-	-	-	-	-	-	-	-	-	-	20	20
Fraud, Deception And Related Offences	-	-	-	-	-	-	-	-	-	-	-	7	7
Controlled Drug Offences	-	-	-	-	-	-	-	-	-	-	-	5	5
Weapons And Explosives Offences	-	-	-	-	-	-	-	-	-	-	-	7	7
Damage To Property And To The Environment	-	-	-	-	-	-	-	-	-	-	-	-	-
Public Order And Other Social Code Offences	-	-	-	-	-	-	-	-	-	-	-	3	3
Road And Traffic Offences (NEC)	-	-	-	-	-	-	-	-	-	-	-	3	3
Offences Against Government, Justice Procedures And Organisa-tion of Crime	-	-	-	-	-	-	-	-	-	-	-	9	9
Offences Not ElseWhere Classified (NEC)	-	-	-	-	-	-	-	-	-	-	-	20	20
Total	-	1	4	-	1	-	-	1	-	-	-	119	126

Table 6: Total Number of Offences by Age of Accused -2020 (Contd)

All sexes													
	Age Group												
	15-19	20-24	25-29	30-34	35-39	40-44	45-49	50-54	55-59	60-64	65+	Not stated	Total
Offences													
Homicides Offences	3	31	62	76	74	46	33	11	6	4	2	16	364
Sexual Offences	1	45	124	107	97	78	52	29	18	4	7	15	577
Attempts/Threats to murder , assaults,harassment and related offences	5	75	168	157	180	121	67	18	15	9	7	29	851
Dangerous or Negligent Acts	1	15	42	52	36	29	12	14	2	2	1	3	209
Kidnapping and related offences	1	2	6	1	4	4	3	0	0	1	1	1	24
Robbery,extortion and highjacking offences	2	42	71	111	76	64	47	23	11	5	7	6	465
Burglary and related offences	1	32	43	60	52	28	19	9	3	7	2	7	263
Theft and related offences	13	148	336	369	312	210	107	58	23	25	12	47	1660
Fraud, deception and related offences	1	18	36	55	47	32	21	6	1	7	2	7	233
Controlled Drug Offences	1	14	61	70	47	52	35	15	3	9	5	12	324
Weapons and explosives offences	0	5	12	21	15	12	8	2	2	0	4	7	88
Damage to property and to the environment	1	9	17	31	30	16	7	2	4	2	0	2	121
Public Order and other social code offences	0	3	7	11	7	6	4	3	1	1	0	3	46
Road Traffic Offences	1	19	53	48	43	32	14	14	9	4	4	6	247
Offences against Government,justice procedures and organisation of crime	5	63	102	123	113	73	43	29	10	8	10	18	597
Offences Not Elsewhere Stated	10	113	247	277	251	178	98	59	22	19	15	28	1317
Total	46	634	1387	1569	1384	981	570	292	130	107	79	207	7386

Table 7 :Total Number of Offences by Sex of Accused and Verdict -2022
Male

Offences	Acquitted And Discharged	Case Referred To Regional Magistrate	Cautioned	Committed To High Court	Convicted / Sentencing Postponed	Dismissed For Want To Prosecute	Guilty And Sentenced / Fined	Not Guilty	Stay Of Proceedings	Withdrawn	Not Stated	Total
Homicide Offences	55	4	1	15	3	30	85	2	-	123	20	338
Sexual Offences	57	5	-	22	3	30	172	-	1	204	37	531
Attempts/ Threats To Murder, Assaults, Harassments, And Related Offences	100	3	-	26	4	27	179	2	-	385	57	783
Dangerous Or Negligent Acts	21	3	-	5	-	4	65	-	1	87	12	198
Kidnapping And Related Offences	8	-	-	2	-	1	5	2	-	4	-	22
Robbery, Extortion And Highjacking	75	-	-	25	1	24	93	-	-	185	33	436
Burglary And Related Offences	60	3	-	7	-	13	48	1	-	109	11	252
Theft And Related Offences	259	6	3	73	1	78	331	16	4	705	83	1,559
Fraud, Deception And Related Offences	18	-	-	3	-	5	34	2	-	150	2	214
Controlled Drug Offences	59	5	-	11	2	9	59	-	-	127	21	293
Weapons And Explosives Offences	7	2	-	2	2	-	15	-	1	43	4	76
Damage To Property And To The Environment	20	1	-	7	1	2	27	-	-	47	9	114
Public Order And Other Social Code Offences	3	-	-	1	1	3	4	-	-	8	20	40
Road And Traffic Offences (NEC)	25	-	-	6	-	14	62	-	2	106	16	231
Offences Against Government, Justice Procedures And Organisation of Crime	81	3	-	23	1	21	126	2	2	246	47	552
Offences Not ElseWhere Classified (NEC)	186	5	-	37	13	66	335	-	-	493	79	1,214
Total	1,034	40	4	265	32	327	1,640	27	11	3,022	451	6,853

Table 7 :Total Number of Offences by Sex of Accused and Verdict -2020 (cont'd)
Female

Offences	Acquitted And Discharged	Case Referred To Regional Magistrate	Cautioned	Committed To High Court	Convicted / Sentencing Postponed	Dismissed For Want To Prosecute	Guilty And Sentenced / Fined	Not Guilty	Stay Of Proceedings	Withdrawn	Not Stated	Total
Homicide Offences	6	-	-	-	-	1	3	-	-	5	1	16
Sexual Offences	4	2	-	2	-	1	14	-	-	12	-	35
Attempts/ Threats To Murder, Assaults, Harassments, And Related Offences	9	2	-	-	-	3	18	-	-	14	3	49
Dangerous Or Negligent Acts	-	-	-	-	-	1	-	-	-	6	1	8
Kidnapping And Related Offences	1	-	-	-	-	-	-	-	-	-	-	1
Robbery, Extortion And Highjacking	6	-	-	1	-	3	7	-	-	6	1	24
Burglary And Related Offences	3	-	-	-	-	-	2	1	-	2	-	8
Theft And Related Offences	9	-	-	2	1	6	17	2	-	37	7	81
Fraud, Deception And Related Offences	5	-	-	-	-	-	-	-	-	7	-	12
Controlled Drug Offences	5	3	-	2	1	3	4	-	-	6	2	26
Weapons And Explosives Offences	1	-	-	-	-	-	3	-	-	1	-	5
Damage To Property And To The Environment	-	-	-	-	-	1	1	-	-	5	-	7
Public Order And Other Social Code Offences	-	-	-	-	-	2	-	-	-	-	1	3
Road And Traffic Offences (NEC)	2	-	-	-	-	1	4	-	-	6	-	13
Offences Against Government, Justice Procedures And Organisation of Crime	6	1	-	2	-	2	5	-	-	17	3	36
Offences Not ElseWhere Classified (NEC)	26	-	-	1	3	3	15	-	-	24	11	83
Total	83	8	-	10	5	27	93	3	-	148	30	407

Table 7 :Total Number of Offences by Sex of Accused and Verdict -2020 (cont'd)

Sex not stated

Offences	Acquitted And Discharged	Case Referred To Regional Magistrate	Cautioned	Committed To High Court	Convicted / Sentencing Postponed	Dismissed For Want To Prosecute	Guilty And Sentenced / Fined	Not Guilty	Stay Of Proceedings	Withdrawn	Not Stated	Total
Homicide Offences	1	3	-	-	-	-	3	-	-	-	3	10
Sexual Offences	-	3	-	-	-	-	3	-	-	2	3	11
Attempts/ Threats To Murder, Assaults, Harassments, And Related Offences	-	4	-	-	-	1	4	-	-	5	5	19
Dangerous Or Negligent Acts	-	-	-	-	-	-	1	-	-	1	1	3
Kidnapping And Related Offences	-	-	-	-	-	-	-	-	-	-	1	1
Robbery, Extortion And Highjacking	-	-	-	-	-	2	1	-	-	2	-	5
Burglary And Related Offences	-	-	-	-	-	-	1	-	-	2	-	3
Theft And Related Offences	1	4	-	-	-	-	4	-	-	8	3	20
Fraud, Deception And Related Offences	-	1	-	-	-	-	2	-	-	4	-	7
Controlled Drug Offences	-	-	-	-	-	-	-	-	-	4	1	5
Weapons And Explosives Offences	-	4	-	-	-	-	2	-	-	1	-	7
Damage To Property And To The Environment	-	-	-	-	-	-	-	-	-	-	-	-
Public Order And Other Social Code Offences	-	-	-	-	-	-	-	-	-	-	3	3
Road And Traffic Offences (NEC)	-	1	-	-	-	-	1	-	-	1	-	3
Offences Against Government, Justice Procedures And Organisation of Crime	-	5	-	-	-	2	1	-	-	-	1	9
Offences Not ElseWhere Classified (NEC)	1	5	-	1	1	-	5	-	-	6	1	20
Total	3	30	-	1	1	5	28	-	-	36	22	126

Table 7 :Total Number of Offences by Sex of Accused and Verdict -2020 (cont'd)
All sexes

Offences	Acquitted And Discharged	Case Referred To Regional Magistrate	Cautioned	Committed To High Court	Convicted / Sentencing Postponed	Dismissed For Want To Prosecute	Guilty And Sentenced / Fined	Not Guilty	Stay Of Proceedings	Withdrawn	Not Stated	Total
Homicide Offences	62	7	1	15	3	31	91	2	-	128	24	364
Sexual Offences	61	10	-	24	3	31	189	-	1	218	40	577
Attempts/ Threats To Murder, Assaults, Harassments, And Related Offences	109	9	-	26	4	31	201	2	-	404	65	851
Dangerous Or Negligent Acts	21	3	-	5	-	5	66	-	1	94	14	209
Kidnapping And Related Offences	9	-	-	2	-	1	5	2	-	4	1	24
Robbery, Extortion And Highjacking	81	-	-	26	1	29	101	-	-	193	34	465
Burglary And Related Offences	63	3	-	7	-	13	51	2	-	113	11	263
Theft And Related Offences	269	10	3	75	2	84	352	18	4	750	93	1,660
Fraud, Deception And Related Offences	23	1	-	3	-	5	36	2	-	161	2	233
Controlled Drug Offences	64	8	-	13	3	12	63	-	-	137	24	324
Weapons And Explosives Offences	8	6	-	2	2	-	20	-	1	45	4	88
Damage To Property And To The Environment	20	1	-	7	1	3	28	-	-	52	9	121
Public Order And Other Social Code Offences	3	-	-	1	1	5	4	-	-	8	24	46
Road And Traffic Offences (NEC)	27	1	-	6	-	15	67	-	2	113	16	247
Offences Against Government, Justice Procedures And Organisation of Crime	87	9	-	25	1	25	132	2	2	263	51	597
Offences Not ElseWhere Classified (NEC)	213	10	-	39	17	69	355	-	-	523	91	1,317
Total	1,120	78	4	276	38	359	1,761	30	11	3,206	503	7,386

Table 8: Percentage Distribution of Accused by Offence and Verdict-2020

	Verdict											
	Acquitted And Discharged	Case Referred To Regional Magistrate	Cautioned	Committed To High Court	Convicted / Sentencing Postponed	Dismissed For Want To Prosecute	GUILTY And Sentenced / Fined	Not Guilty	Stay Of Proceedings	Withdrawn	Not Stated	Total
Offences												
Homicide	0.8	0.1	-	0.2	0.1	0.4	1.2	-	-	1.7	0.3	4.9
Sexual	0.8	0.1	-	0.3	0.1	0.4	2.6	-	-	3.0	0.5	7.8
Attempts/ Threats To Murder, Assaults, Harassments, And Related	1.5	0.1	-	0.4	0.1	0.4	2.7	-	-	5.5	0.9	11.5
Dangerous Or Negligent Acts	0.3	-	-	0.1	-	0.1	0.9	-	-	1.3	0.2	2.8
Kidnapping And Related	0.1	-	-	-	-	-	0.1	-	-	0.1	-	0.3
Robbery, Extortion And Highjacking	1.1	-	-	0.4	-	0.4	1.4	-	-	2.6	0.5	6.3
Burglary And Related	0.9	-	-	0.1	-	0.2	0.7	-	-	1.5	0.1	3.6
Theft And Related	3.6	0.1	0.1	1.0	-	1.1	4.8	0.2	0.1	10.2	1.3	22.5
Fraud, Deception And Related	0.3	-	-	0.1	-	0.1	0.5	-	-	2.2	-	3.2
Controlled Drug	0.9	0.1	-	0.2	0.1	0.2	0.9	-	-	1.9	0.3	4.4
Weapons And Explosives	0.1	0.1	-	-	-	-	0.3	-	-	0.6	0.1	1.2
Damage To Property And To The Environment	0.3	-	-	0.1	-	-	0.4	-	-	0.7	0.1	1.6
Public Order And Other Social Code	-	-	-	-	-	0.1	0.1	-	-	0.1	0.3	0.6
Road And Traffic (NEC)	0.4	-	-	0.1	-	0.2	0.9	-	-	1.5	0.2	3.3
Against Government, Justice Procedures And Organisation of Crime	1.2	0.1	-	0.3	-	0.3	1.8	-	-	3.6	0.7	8.1
Not ElseWhere Classified (NEC)	2.9	0.1	-	0.5	0.2	0.9	4.8	-	-	7.1	1.2	17.8
Total	15.1	0.9	0.1	3.7	0.6	4.8	23.8	0.2	0.1	43.4	6.8	100.0

Appendix B

CRIME STATISTICS CLASSIFICATION CODES

01	HOMICIDE OFFENCES
0101	MURDER/MANSLAUGHTER/INFANTICIDE
0111	Murder
0112	Manslaughter
0113	Infanticide
0102	DANGEROUS DRIVING LEADING TO DEATH
0121	Manslaughter (traffic fatality)
0122	Dangerous driving causing death
0123	Causing death by drunken driving
02	SEXUAL OFFENCES
021	RAPE AND SEXUAL ASSAULT
0211	Rape of a male or female
0212	Defilement of a boy or girl less than 17 years old
0213	Sexual offence involving mentally impaired person
0214	Aggravated sexual assault
0215	Sexual assault (not aggravated)
022	OTHER SEXUAL OFFENCES
0221	Incest
0222	Child pornography offences
0223	Child pornography - obstruction of warrant
0224	Gross indecency
0225	Attempted Rape
03	ATTEMPTS/THREATS TO MURDER, ASSAULTS, HARASSMENTS AND RELATED OFFENCES
031	ATTEMPTS/THREATS TO MURDER
0311	Murder-attempt
0312	Murder-threat (threat to kill)
0320	ASSAULTS
03201	Assault causing harm
03202	Poisoning
03203	Assault or obstruction of Garda/official, resisting arrest
03204	Minor assault
03205	Indecent assault on boy(s) under 14 years
03206	Indecent assault on females
03207	Assault O.A.B.H
03208	Assault common
03209	Common nuisance
03210	Other assaults
03211	Grievous harm
03212	Assault Police Officer
0330	03213 Assaulting person on duty HARASSMENT AND RELATED OFFENCES
03301	Harassment, stalking, threats
03302	Coercion
03303	Menacing phone calls
03304	Incitement to hatred offences
03305	Demanding payment of debt causing alarm
03306	Use of insulting language
04	DANGEROUS OR NEGLIGENT ACTS
0410	DANGEROUS OR NEGLIGENT OPERATION OF A VEHICLE
04101	Dangerous driving causing serious bodily harm
04102	Driving/In charge of a vehicle while over legal alcohol limit
04103	Driving/In charge of a vehicle under the influence of drugs
04104	Dangerous/careless driving and motorway offences
04105	Speeding
04106	Causing death by leaving motor vehicle on a road
0420	042 OTHER DANGEROUS OR NEGLIGENT ACTS
04201	Endangerment with potential for serious harm/death
04202	Abandoning a child, child neglect and cruelty
04203	Unseaworthy/Dangerous use of boat or ship
04204	False alarm/Interference with aircraft or air transport facilities
04205	Endangering traffic offences
04206	Reckless and Negligent Acts
05	KIDNAPPING AND RELATED OFFENCES
0510	051 FALSE IMPRISONMENT, ABDUCTION
05101	False Imprisonment
05102	Abduction of person under 16 years of age
05103	Abduction
06	ROBBERY, EXTORTION AND HIGHJACKING OFFENCES
0610	ROBBERY
06101	Robbery of an establishment or institution
06102	Robbery of cash or goods in transit
06103	Robbery from the person
06104	Armed Robbery
06105	Attempted Robbery
0620	EXTORTION OFFENCES
06201	Blackmail, extortion
0630	HIJACKING OFFENCES
06301	Carjacking, high jacking/unlawful seizure of aircraft/vessel

07	BURGLARY AND RELATED OFFENCES
0710	BURGLARY
07101	Aggravated burglary
07102	Burglary (not aggravated)
07103	Possession of an article (with intent to burgle, steal, demand)
07104	Burglary and theft
07105	Burglary
08	THEFT AND RELATED OFFENCES
0810	THEFT/TAKING OF VEHICLE AND RELATED OFFENCES
08101	Theft/Unauthorized taking of vehicle
08102	Interfering with vehicle (with intent to steal item or vehicle)
08103	Theft of a motor vehicle
08104	Theft of a motor vehicle using violence
08105	Theft of a motor vehicle using offensive weapon or firearms or threatening to use them
08106	Dealing in stolen motor vehicle or parts thereof
08107	Failure to report suspected stolen vehicle by motor dealer
08108	Selling or receiving a motor vehicle without document effecting such sale
08109	Failing to issue a declaration or certificate being a motor vehicle dealer
08110	Failing to present declaration or certificate being a motor vehicle purchaser
08111	Tempering with motor vehicle (Conceal or disguise identification)
08112	Failure to report the alteration or change of colour of a motor vehicle at registration office for amendment
08113	Driving motor vehicle without number plates or without satisfactory explanation
08114	Manufacturing instruments which may be in the commission of offence
08115	Making number plates or key for a person without seeing any identification for that person
08116	Breaking into motor vehicle
08117	Attempting to steal a motor vehicle
08118	Attempting to receive a stolen motor vehicle
08119	Conspiring with any other person in the commission of the offence
08120	Selling or assisting to sell a motor vehicle having reason to believe it is stolen
0820	THEFT (NOT VEHICLE)
08201	Theft from person
08202	Theft from shop
08203	Theft from vehicle
08204	Theft/Unauthorized taking of a pedal cycle
08205	Theft of, or interference with, mail, postal matter
08206	Theft of other property
08207	Theft common
08208	Store breaking and theft
08209	Theft by agent
08210	Theft by person in public service
08211	Theft by servant and clerk
08212	Theft from a person
08213	Theft of a postal matter
08214	House breaking and theft
08215	Stealing goods in transit
0830	HANDLING STOLEN PROPERTY
08301	Handling/ carrying or possession of stolen property
08302	In possession of property stolen outside Botswana
08303	Receiving stolen property
09	FRAUD, DECEPTION AND RELATED OFFENCES
0910	FRAUD, FORGERY AND FALSE INSTRUMENT OFFENCES
09101	Fraud, deception, false pretence offences
09102	Forging an instrument to defraud
09103	Possession of an article for use in fraud, deception or extortion
09104	Falsification of accounts
09105	Offences under the Companies Act
09106	Offences under the Investment Intermediaries Act
09107	Offences under the Stock Exchange Act
09108	Forging licenses
09109	Forgery and uttering
09110	Making documents without authority
09111	Alter document without authority
0920	OTHER FRAUD
09201	Money laundering
09202	Embezzlement
09203	Fraud against the country
09204	Importation/Sale/Supply of tobacco
09205	Fraudulent appropriation of power
0930	COUNTERFEITING CURRENCY AND RELATED OFFENCES
09301	Counterfeiting notes and coins
0940	CORRUPTION
09401	Corruption (involving public office holder)
09402	Official corruption
09403	Removal of property under lawful seizure
10	CONTROLLED DRUG OFFENCES
1010	IMPORTATION/MANUFACTURE OF DRUGS
10101	Importation of drugs
10102	Cultivation or manufacture of drugs
1020	POSSESSION OF DRUGS
10201	Possession of drugs for sale or supply
10202	Possession of drugs for personal use
1030	OTHER DRUG OFFENCES
10301	Forged or altered prescription offences
10302	Failure to produce order, prescription, or drug book for inspection

	10303	Possessing or using a habit forming drug
	10304	Failure to comply with conditions of drug permit or license
	10305	Dealing in habit forming drugs
	10306	Obstruction under the Drugs Act
	10307	Cause death through intoxicating drugs
11	WEAPONS AND EXPLOSIVES OFFENCES	
	1110	EXPLOSIVES, CHEMICAL WEAPONS OFFENCES
	11101	Causing an explosion
	11102	Making of explosives
	11103	Possession of explosives
	11104	Chemical weapons offences
	1120	FIREARMS OFFENCES
	11201	Discharging a firearm
	11202	Going armed in public
	11203	Owning an arm without license
	11204	Failure to comply with the demands of production of arm license or certificate
	11205	Dangerous acts with arms
	11206	Having in possession arms or ammunition while convicted of offence under this act
	11207	Making false statement for the purpose of procuring registration as an arm dealer
	11208	Making false entry in an arm dealers registry
	11209	Failing to keep an arm or ammunition under safe custody
	11210	Failure to report lost or stolen arm/ammunition
	11211	Importing arms or ammunition without permit
	11212	Exporting arms or ammunition without permit
	11213	Possessing unregistered arms or ammunitions
	11214	Selling arm or ammunition
	11215	Disposing arms or ammunitions
	11216	Transferring arms or ammunitions
	11217	Manufacturing arms or ammunitions without Manufacturer' license
	11218	Possessing special types of arms or ammunition
	11219	Importing arms or ammunitions of war without permit
	11220	Possessing unregistered arms or ammunition of war without permit
	11221	Owning an arm or ammunition of war/arm without license
	11222	Use of arms to resist arrest
	1130	OFFENSIVE WEAPONS OFFENCES (NEC)
	11301	Possession of offensive weapons (not firearms)
	1140	FIREWORKS OFFENCES
	11401	Fireworks Offences (for sale, IGNITING etc.)
12	DAMAGE TO PROPERTY AND TO THE ENVIRONMENT	
	1210	CRIMINAL DAMAGE
	12101	Arson
	12102	Criminal damage (not arson)
	12103	Malicious injury to property
	1220	ENVIRONMENTAL DAMAGE
	12201	Litter offences
13	PUBLIC ORDER AND OTHER SOCIAL CODE OFFENCES	
	1310	DISORDERLY CONDUCT
	13101	Affray/Riot/Violent disorder
	13102	Public order offences
	13103	Drunkenness offences
	13104	Air rage-disruptive or drunken behaviour on aircraft
	1320	TRESPASS OFFENCES
	13201	Forcible entry and occupation (not burglary)
	13202	Trespass on lands or enclosed areas
	13203	Criminal trespass
	1330	LIQUOR LICENSING OFFENCES
	13301	Failure to keep register being a hotel liquor license premises
	13302	Carrying on other businesses on licensed premises
	13303	Altering licensed premises without approval by the licensing authority
	13304	Selling intoxicating liquor without license
	13305	Selling liquor to young persons
	13306	Obstructing a health inspector to carry out his/her duty
	13307	Selling intoxicating liquor to a drunken person
	13308	Procuring drink for drunken person
	13309	Making a false entry or statement in a hotel register
	13310	Departing from licensed premises without paying
	13311	Drinking liquor in a bottle store or on a prohibited area
	13312	Failure to provide meals and accommodation being a hotel keeper
	13313	Obstruct/resist licensed premises to be closed by authorised person
	13314	Refusing to leave licensed premises
	13315	Adulterating liquor
	13316	Permitting licensed premises to be a brothel
	13317	Making business or trading without a license/certificate
	13318	Willingly making a false statement in a document
	13319	Keeping wholesale quantities of intoxicating liquor on licensed premises
	13320	Other Liquor licensing offences
	13321	Other Registered clubs offences
	13322	Other restaurant offences
	13323	Operating beyond stipulated hours
	1340	PROSTITUTION OFFENCES
	13401	Brothel keeping
	13402	Organization of prostitution
	13403	Prostitution, including soliciting etc.
	1350	REGULATED BETTING/MONEY, COLLECTION/TRADING OFFENCES
	13501	Offences under the Betting Acts
	13502	Collecting money without permit, unauthorized collection
	13503	Offences under Gaming and Lotteries Acts

14	13504	Permit/License offences for casual/street trading
	1360	SOCIAL CODE OFFENCES (NEC)
	13601	Bestiality
	13602	Indecency
	13603	Allowing a child (under 16 years) to beg
	13604	Bigamy
	13605	Begging
	13606	Rogues and vagabonds
	ROAD AND TRAFFIC OFFENCES (NEC)	
	1410	DRIVING LICENCE/INSURANCE OFFENCES
	14101	Driving license-failure to have, produce, etc.
	14102	Insurance-failure to have, produce, display, etc.
	14103	Driving an unlicensed motor vehicle.
	14104	Failure to display road license.
	1420	VEHICLE TAX/REGISTRATION OFFENCES
	14201	Owning or driving unregistered motor vehicle
	14202	Misuse of Trade License
	14203	Failure to comply with conditions of motor dealer's license
	1430	ROADWORTHINESS/REGULATORY OFFENCES
	14301	Misuse of trailers, weight and other offences
	14302	Obstruction under Road Traffic Acts
	14303	Driving motor vehicle with worn out tires
	14304	Driving motor vehicle with insufficient hand brake
	14305	Driving motor vehicle with insufficient foot brake
	14306	Drawing a trailer with inefficient braking foot brake
	14307	Drawing motor vehicle not equipped with mudguard
	14308	Driving motor vehicle with defective warning device
	14309	Riding a bicycle with defective warning device
	14310	Driving motor vehicle with shattered windscreen
	14311	Driving motor vehicle with defective wipers
	14312	Driving motor vehicle without mirrors, speedometer, fuel cap
	14313	Driving motor vehicle with defective head lamps
	14314	Driving motor vehicle with defective park lamps
	14315	Driving motor vehicle with defective rear/tail lamps
	14316	Driving motor vehicle with defective stop lights
	14317	Driving motor vehicle with defective registration lamps
	14318	Riding a bicycle at night without lamps
	14319	Operating an animal drawn vehicle without a lamp
	14320	Driving a motor vehicle with defective indicator
	14321	Driving a motor vehicle with height exceeding 4.1 meters
	14322	Riding bicycle on a dangerous position
	14323	Failure to keep record of the driver
	14324	Spanning more than two donkeys abreast
	14325	Walking along / across the road in a dangerous manner
	14326	Making noise / sounding instrument for the purpose of touting
	14327	Permitting incompetent person to drive animal drawn vehicle
	14328	Leaving animal drawn vehicle unattended
	14329	Failure to stop at a level crossing
	14330	Failure to close the gate
	14331	Ungazetted identification plates
	14332	Carrying passengers while a learner
	14333	Failure to display red letter L
	14334	Failure to obey warning sign on projecting loads overloading goods
	14335	Carrying goods or passengers in a manner likely to obscure driver's view.
	14336	Driving motor vehicle exceeding 10.5 meters during prohibited hours
	14337	Failure to wear a protective helmet
	14338	Failure to display number plates
	14339	Driving a motor unaccompanied whilst a learner
	14340	Permitting unlicensed person to drive
	14341	Carrying a passenger, animal or article in front of a motor cycle driver
	14342	Riding a motor vehicle in a dangerous position
	14343	Causing damage to a motor vehicle
	14344	Tampering with a motor vehicle
	14345	Taking a motor vehicle without authority
	14346	Leaving a motor vehicle unattended
	14347	Obstructing a police officer
	14348	Applying for a license without disclosing endorsement
	14349	Failure to obey police direction or signal
	14350	Failure to obey traffic signs or signals
	14351	Careless driving (other vehicles)
	14352	Reckless Driving (other vehicles)
	14353	Drunken driving of other vehicles (not motor vehicles)
	14354	Fraudulent use of imitated plates document or mark
	14355	Giving false information to public servant
	14356	Failure to stop and report an accident
	14357	Failure to provide breath or blood specimen
	14358	Leaving cattle unattended on main road
	14359	Playing games obstructing road ushers
	14360	Lead, drive animal or vehicle on foot path
	14361	Fraudulent application for driving license
	14362	Failure to stop and report a fatal accident
	14363	In charge of a motor vehicle whilst unfit through drinks
	14364	Reckless drinking (motor vehicle)
	14365	Using a motor vehicle in such condition as to constitute danger to the public
	14366	Traffic in obscene publication
	14367	Driving while disqualified
	14368	Other road offences
	14369	Careless and inconsiderate Driving

- 1440 ROAD TRANSPORT/PUBLIC SERVICE VEHICLE OFFENCES**
- 14401 Road Transport - carriage of goods offences
 - 14402 Overloading passengers in a P.S.V
 - 14403 Using a P.S.V without a P.S.V driving license
 - 14404 Operating P.S.V in unhygienic condition
 - 14405 Driving a P.S.V without a fire extinguisher
 - 14406 Conducting without conducting P.S.V
 - 14407 Driving P.S.V without P.S.V driving license
 - 14408 Driving P.S.V without due care and attention
 - 14409 P.S.V reckless driving
 - 14410 Disobeying P.S.V. driver /conductor not to enter because it is full
 - 14411 Public Service Vehicle offences
 - 14412 Light rail offences (Luas)

15 OFFENCES AGAINST GOVERNMENT, JUSTICE PROCEDURES AND ORGANISATION OF CRIME

1510 OFFENCES AGAINST GOVERNMENT AND ITS AGENTS

- 15101 Treason
- 15102 Breaches of Offences Against the State Acts
- 15103 Breaches of Official Secrets Act
- 15104 Impersonating member of An Garda Síochána
- 15105 Electoral offences including personation
- 15106 Public mischief-annoying phone calls, wasting police time
- 15107 Criminal Assets Bureau offences
- 15108 Non-compliance with Garda direction
- 15109 Destruction of statutory document
- 15110 Traffic in obscene publication
- 15111 Abuse of office
- 15112 False assumption of authority
- 15113 False information to a public officer
- 15114 Personating persons employed in public service
- 15115 Tampering with public officers
- 15116 Undermining authority of a public service
- 15117 Refusal to be searched by authorized person
- 15118 Holding any interest without permission from the minister
- 15119 Possession of stamp dye
- 15120 Wearing nurses uniform
- 15121 Failure to disclose conflict of interest
- 15122 Failure to explain standard of living/possession of unexplained property
- 15123 Failure to pay compensation/wages
- 15124 Failure to provide necessities

1520 ORGANISATION OF CRIME AND CONSPIRACY TO COMMIT CRIME

- 15201 Criminal organization offences (organized crime)
- 15202 Conspiracy to commit a crime

1530 PERVERTING THE COURSE OF JUSTICE

- 15301 Perjury
- 15302 Interfering with a jury (embranchery)
- 15303 Assisting offenders
- 15304 Public mischief, pervert course of justice, conceal offence
- 15305 Obstructing court officers
- 15306 Destroying evidence
- 15307 Interfering with a witness

1540 OFFENCES WHILE IN CUSTODY AND RELATED OFFENCES

- 15401 Escape or help to escape from custody
- 15402 Prison offences
- 15403 Attempt from lawful custody

1550 BREACH OF JUSTICE/COURT ORDER

- 15501 Breach of Domestic Violence Order (protection, safety, barring)
- 15502 Breach of the peace
- 15503 Breach of bail
- 15504 Failure to comply under Sex Offenders Act
- 15505 Breach of order under Family Law Act
- 15506 Dealing in any assets subject to an order of the court
- 15507 Other failure to comply with court order, jury summons, warrant etc.

16 OFFENCES NOT ELSEWHERE CLASSIFIED (NEC)

1610 IMPORTATION/CONTROL/WELFARE OF ANIMALS OFFENCES

- 16101 Illegal importation of animals
- 16102 Control of horses offences
- 16103 Dog ownership offences (license, control etc.)
- 16104 Injuring animals
- 16105 Killing animals with intent to steal
- 16106 Unlawful wounding
- 16107 Offences against animals
- 16108 Non-reporting of matimela
- 16109 Unlawful importation or possession on acquisition of ivory

1620 FISHERIES/MARITIME OFFENCES

- 16201 Breaches of fishing quota/related regulation

1630 USE OF DATA, ELECTRONIC COUNTERFEIT AND BROADCASTING OFFENCES

- 16301 Unauthorized accessing of data
- 16302 Recording, possession, distribution of counterfeit material
- 16303 Unauthorized broadcasting and illegal signal reception

1640 IMMIGRATION OFFENCES/ CARRIER LIABILITIES

- 16401 Overstaying in Botswana
- 16402 Making a contradictory statement for the purpose of entering Botswana
- 16403 Unlawful entry in Botswana
- 16404 Failure to comply with visit conditions
- 16405 Failure to transmit residential permit to the board
- 16406 Failure to transmit residential permit to the minister

16407	Re- entering Botswana as a prohibited immigrant
16408	Aiding or abetting unlawful entry
16409	Forging certificates or documents for the purpose of entering Botswana
16410	Uttering or using false certificate or document for the purpose of entering Botswana
16411	Unlawful possession of residential permit
16412	Delivering residential permit, passport or other I.D document for the use by other person
16413	Forging or altering unlawfully a residential permit, passport or any I.D document
1650	STOCK THEFT
16501	Duty to ascertain bonafides of seller of stock
16502	Trespass with intent to steal
16503	Night delivery of stock
16504	Making false statement in a certificate
16505	Failure to produce removal certificate
16506	Tampering with stock or produce
16507	Possession of stolen stock
16508	Dealing in stolen stock or produce
16509	Stealing stock or produce
1660	PRECIOUS STONES OFFENCES
16601	Failure to report discovery of precious stones
16602	Entering any protection area when the exclusion order is still in force
16603	Making false statement in order to apply for dealers license or permit
16604	Signing false notes of sale and purchase
16605	Dealing in rough or uncut precious stone to keep register of transaction
16606	Failure to deliver picked or found precious stone to the police station
16607	Dealing in precious stones during night time, Sunday or holidays
16608	Making false declaration of discovery of precious stones
16609	Placing of precious stones where not naturally found
16610	Unlawful dealing in and possession of rough or uncut precious stones
16611	Purchases from or sale to unauthorized person
16612	Failure to report imported precious stone in the district
16613	Unlawful mining
1670	MISCELLANEOUS OFFENCES
16701	Abortion
16702	Procuring or assisting in abortion
16703	Concealment of birth
16704	Destroying/Disposing of a dead body
16705	Pawn broking offences
16706	Offences in connection with rail travel
16707	Employment permit offences (relating to non-Batswana national)
16708	Idle and disorderly person
16711	Cheating
16712	Entering dwelling with intent to commit offence
16713	Obtaining by false pretences
16715	Attempt to commit an offence
16716	Unnatural offence
16717	Accessory after fact
16718	Demanding property with menace
16719	Attempt to procure abortion
16720	Attempt to commit unnatural offence
16721	Issuing cheque with no funds

