



Crime Statistics Report 2015

ISBN: 978-99968-485-6-8



STATISTICS BOTSWANA

Statistics Botswana. Private Bag 0024 Gaborone Botswana
Tel: (+267) 367 1300. **Fax:** (+267) 395 2201. **Email:** info@statsbots.org.bw **Website:** www.statsbots.org.bw

The background of the page is a solid blue color. Overlaid on this background are large, semi-transparent letters in a lighter shade of blue. The letters are arranged to spell out the words 'WORLD' and 'CRIME' in a large, bold, sans-serif font. The letters are slightly offset and layered, creating a sense of depth and movement. The overall aesthetic is clean and professional.

Crime Statistics Report 2015

Published by

Statistics Botswana
Private Bag 0024, Gaborone
Website: www.statsbots.org.bw
Email: info@statsbots.org.bw

Contact: Crime, Civil and Vital Unit
Census and Demography Division
Tel: (267)3671300
(267)3718148
Fax: (267) 3952201

December, 2016
COPYRIGHT RESERVED
Extracts may be published if source
is duly acknowledged

ISBN: 978-99968-485-6-8

Preface

This is the seventh report produced by Statistics Botswana on Crime statistics. The report presents findings of the 2015 decided criminal cases from all Magistrates Courts in Botswana.

The report is based on data obtained from all twenty three magisterial courts and two regional offices in Botswana. The analysis is only focused on decided criminal cases and excludes other cases such as civil and matrimonial cases and all pending cases. The crime classification used in the analysis of the data was adopted from the Irish Crime classification and adapted for the Botswana situation. Data was sourced electronically from the Case Information Management System (CIMS), located at the Gaborone High Court, it was then edited, coded, and tabulated then analysed and the report produced.

This Report has an introductory background followed by discussion of findings, conclusion, tables and crime classification schedule appended at the end. For analysis, offences were classified into broader Crime Classifications as follows; homicide, sexual, threat to murder, dangerous or negligent acts, kidnapping, robbery, burglary, theft and related offences, fraud, controlled drugs, weapons and explosives, damage to property, public order and other social code, road and traffic, offences against government and justice procedures and then offences not elsewhere classified category.

I would like to acknowledge and appreciate the contributions of the Administration of Justice for providing data for the production of this report.

Statistics Botswana intends to improve on the coverage of this report and feedback is most welcome.



A. N. Majelantle
Statistician General
December 2016

Contents

| | |
|---|-----------|
| Preface | 4 |
| List of figures | 6 |
| 1.0 Introduction | 7 |
| 1.1 Coverage | 8 |
| 1.2 Challenges | 8 |
| 2.0 FINDINGS | 9 |
| 2.1 Criminal cases lodged and disposed of | 9 |
| 2.2 Trend of total accused, 2007-2015 | 10 |
| 2.3 Decided Cases by Months | 10 |
| 2.4 Accused by Sex and Age | 11 |
| 2.5 Decided cases by Magistrate courts | 12 |
| 2.6 Offences Committed | 13 |
| 2.7 Accused by Age | 14 |
| 2.8 Plea | 15 |
| 2.9 Verdicts | 16 |
| 2.10 Sentence | 16 |
| 2.11 Length of time elapsed | 17 |
| 3.0 Conclusion | 17 |
| Appendix A | 20 |
| Appendix B | 41 |

List of figures

| | | |
|------------------|--|-----------|
| Chart 1: | Decided cases, 2007 – 2015 | 10 |
| Chart 2: | Percentage Distribution of Decided Criminal Cases by Month, 2015 | 10 |
| Chart 3: | Percentage Distribution of accused by Sex, 2015 | 11 |
| Chart 4: | Percentage Distribution of accused by Sex and Age group-2015 | 12 |
| Chart 5: | Percentage distribution of decided cases by Magisterial Courts, 2015 | 12 |
| Chart 6: | Percentage decided cases by Magisterial Courts, 2015 | 13 |
| Chart 7: | Percentage Distribution of Offences Committed, 2015 | 13 |
| Chart 8: | Percentage distribution of Accused by age, 2015 | 14 |
| Chart 9: | Percentage distribution of verdict -2015 | 16 |
| Chart 10: | Percent distribution of sentences - 2015 | 16 |
| Chart 11: | Percent distribution of time elapsed | 17 |

1.0 Introduction

This report is published annually by the Crime and Vital Statistics Unit of Statistics Botswana. The data analyzed is extracted from the Case Information management System (CIMS) of the Administrative of Justice. The report currently highlights only decided criminal cases attended to by Magistrate Courts in the year 2015.

The Magistracy performs a very pivotal role in the Judiciary of this country. The Magistrates try the bulk of the offences committed in this country and they handle the bulk of common disputes between ordinary citizens of Botswana.

The following services are obtainable at the Magistrates Courts:

- Family related cases such as paternity and maintenance orders
- Adoption of children
- Restraining orders in domestic violence cases
- Civil suits; here individuals sue others for non-payment of debts, breach of contracts, etc.
- Motion Court
- Criminal trials- Magistrates Courts hear the bulk of criminal cases such as rape, robbery, theft, assault etc.

It should however be noted that this report currently restricts itself to the analysis of criminal cases tried in these courts. Data is received from the High Court in electronic format, edited, offences categorised according to the adopted Crime Classifications and court case statistics reports produced yearly. Magisterial Courts are categorized into two regions as follows:

1. The Southern region comprises of Broadhurst , Village, Extension II, Ramotswa, Lobatse, Jwaneng, Mochudi, Kanye, Molepolole, Hukuntsi, Tsabong, and Gantsi Magisterial Courts.

2. The Northern region includes Francistown , Selibe- Phikwe, Bobonong, Mahalapye, Serowe, Palapye, Letlhakane, Masunga, Maun, Gumare and Kasane Magisterial Courts.

For the purpose of analysis, offences have been classified into the broad categories of: homicide, sexual, threat to murder, dangerous or negligent acts, kidnapping, robbery, burglary, theft and related offences, fraud, controlled drugs, weapons and explosives, damage to property, public order and other social code, road and traffic, offences against government and justice procedures and the offences not elsewhere classified category. These broad classifications were adopted from the Irish Crime Classification.

The Principal Offence Rule was not applied when analysing the data, instead, at most four (4) offences committed by the accused were used. As such the number of accused is likely to be less than the number of offences committed. The principal offence rule states that if a person commits more than one offence simultaneously, s/he is recorded only for the most serious offence and in that case the number of accused will always be equal to the number of offences committed. It is however worth noting that for some tables such as those cross tabulated by verdict or sentence only one offence has been used and that being the first in the list of offences not necessarily the most serious.

The report provides a profile and characteristics of the defendants, the verdict and sentence where applicable. It should, however, be noted that not all decided cases were initially filed in 2015, but some were brought forward from previous years and concluded or decided in the year 2015. Additionally, not all cases registered in 2015 were disposed of in the same year and as such were carried forward to the next year.

1.1 Coverage

Statistics Botswana (SB) analyses secondary data on criminal cases from all magisterial courts in Botswana. The data is collected by the Administration of Justice (AOJ) through the Case Information Management System (CIMS). All Magistrate Courts in the country are connected to the system that is housed at the Gaborone High Court and information on cases is entered directly into the system in real time. The data needed for statistical purposes is then extracted and given to Statistics Botswana in electronic format for analysis.

1.2 Challenges

Since the information collected by the Administration of Justice is meant largely for administrative purposes, some variables, crucial for statistical purposes, such as sex and age of the accused, date of initial filing, date of judgement were at times omitted. In some cases offences and verdicts were not consistently entered into the system, leading to a lengthened and cumbersome process of data cleaning, classification and coding.

2.0 FINDINGS

2.1 Criminal cases lodged and disposed of

In 2015 there were 3,333 cases that were brought forward from the previous year and there were 8,361 new cases lodged, making a total of 11,694 cases in that year. Of the 11,694 cases, 7,188 (61.5 percent) were disposed of and the rest were carried forward to 2016. This report is therefore, based on an analysis of the 7,188 decided cases.

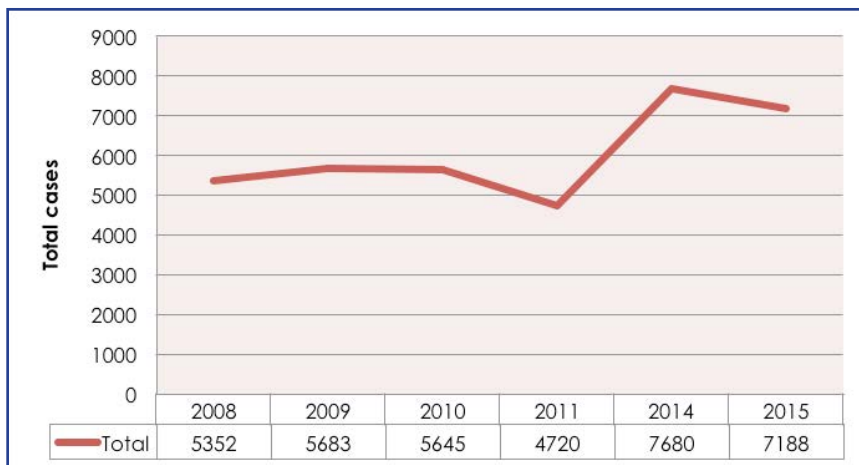
Table 2.1: Criminal cases lodged and disposed of: 2015

| | Brought forward | lodged | Total cases | disposed of | Percent disposed of | Pending as of Dec 31st |
|----------------|-----------------|--------------|---------------|--------------|---------------------|------------------------|
| Bobonong | 52 | 90 | 142 | 77 | 54.2 | 65 |
| Broadhurst | 215 | 375 | 590 | 333 | 56.4 | 257 |
| Extension Two | 667 | 1,653 | 2,320 | 1,332 | 57.4 | 988 |
| Francistown | 478 | 1,067 | 1,545 | 1,087 | 70.4 | 458 |
| Ghanzi | 89 | 195 | 284 | 159 | 56 | 125 |
| Gumare | 30 | 77 | 107 | 73 | 68.2 | 34 |
| Hukuntsi | 39 | 114 | 153 | 107 | 69.9 | 46 |
| Jwaneng | 62 | 162 | 224 | 148 | 66.1 | 76 |
| Kanye | 168 | 263 | 431 | 260 | 60.3 | 171 |
| Kasane | 43 | 179 | 222 | 181 | 81.5 | 41 |
| Letlhakane | 73 | 211 | 284 | 167 | 58.8 | 117 |
| Lobatse | 225 | 392 | 617 | 391 | 63.4 | 226 |
| Mahalapye | 73 | 295 | 368 | 178 | 48.4 | 190 |
| Masunga | 59 | 143 | 202 | 143 | 70.8 | 59 |
| Maun | 162 | 456 | 618 | 432 | 69.9 | 186 |
| Mochudi | 129 | 257 | 386 | 222 | 57.5 | 164 |
| Molepolole | 176 | 481 | 657 | 359 | 54.6 | 298 |
| Palapye | 109 | 485 | 594 | 358 | 60.3 | 236 |
| Ramotswa | 62 | 78 | 140 | 88 | 62.9 | 52 |
| Regional North | - | 5 | 5 | 4 | 80 | 1 |
| Regional South | 4 | 26 | 30 | 17 | 56.7 | 13 |
| Selebi Phikwe | 245 | 740 | 985 | 650 | 66 | 335 |
| Serowe | 20 | 172 | 192 | 63 | 32.8 | 129 |
| Tsabong | 31 | 179 | 210 | 157 | 74.8 | 53 |
| Village | 122 | 266 | 388 | 202 | 52.1 | 186 |
| Total | 3,333 | 8,361 | 11,694 | 7,188 | 61.5 | 4,506 |

2.2 Trend of total accused, 2007-2015

Chart 2 below, shows the trend distribution of decided cases from 2007 to 2015. There has been an upward trend in the number of people whose cases were decided from 2007 to 2015. However, between 2010 and 2011 there was a decrease in the number of cases that were decided or disposed of from 5,645 in 2010 to 4,720 in 2011. There was, however, a gradual increase from 4,720 in 2011 to 7,680 in 2014 followed by a slight drop to 7,188 in 2015.

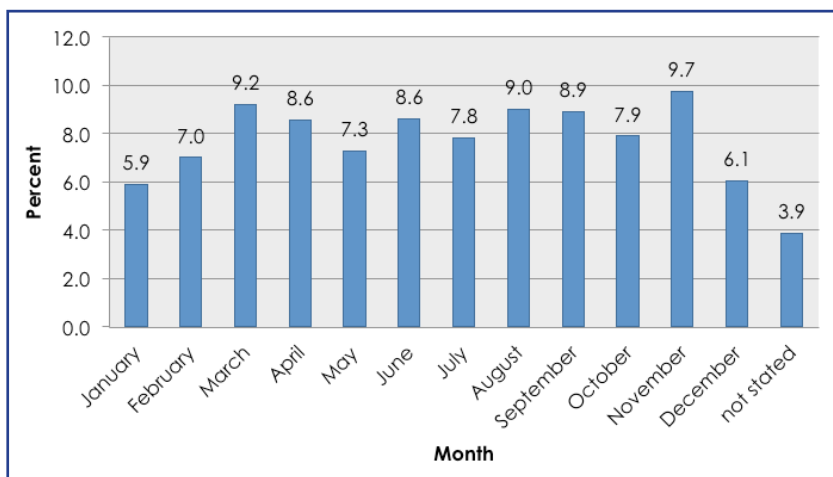
Chart 1: Decided cases, 2007 – 2015



2.3 Decided Cases by Months

The highest proportion (9.7 percent) of cases was decided in November, this was followed by 9.2 percent cases disposed of in March. The lowest proportion of cases disposed of was recorded in January and on average, around 8.0 percent of cases were decided or disposed of on a monthly basis.

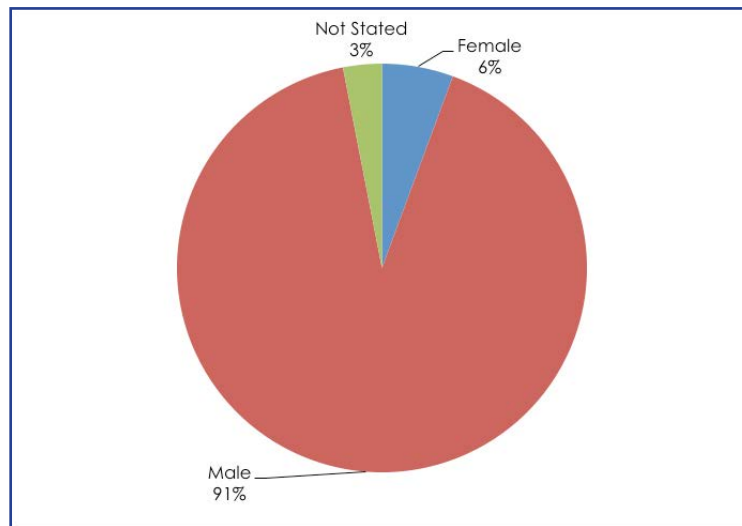
Chart 2: Percentage Distribution of Decided Criminal Cases by Month, 2015



2.4 Accused by Sex and Age

The chart 3 shows that female participation in criminal activities was lower than that of their male counterparts. Overall, males constituted 91.0 percent of the accused while females constituted only 6.0 percent and a further 3.0 per cent of the accused persons did not have their sex stated.

Chart 3: Percentage Distribution of accused by Sex, 2015

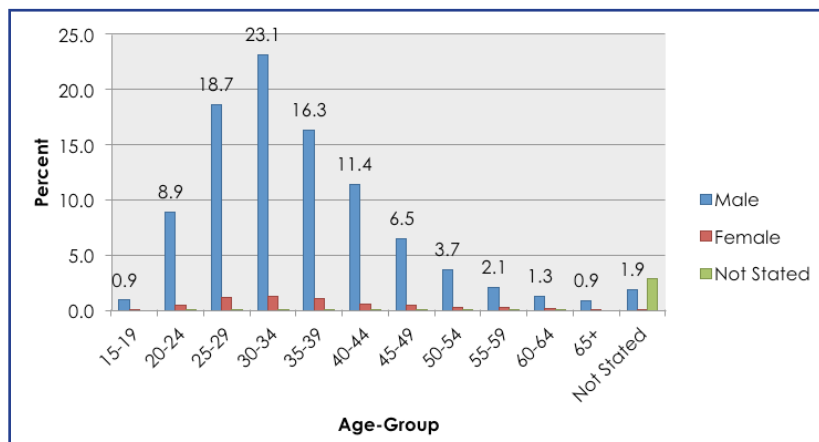


For all the age groups, male proportions were higher than female proportions. High numbers of accused were recorded from age groups 25-29, to age group 35-39, with a peak at age group 30-34 for both sexes. The year 2015 recorded 23.1 percent accused males aged 30-34, 18.7 percent aged 25-29 and 16.3 percent aged 35-39 years. The same age groups for females show higher percentages of accused when compared to other female age groups (chart 4). The findings show that the number of females accused is highest at age group 30-34 with 1.3 percent, a difference of 21.8 percentage points to their male counterparts.

Females aged 25-29 and 35-39 both recorded 1.1 percent of the accused. About 2.0 percent of the accused were males whose age was not specified as compared to 0.1 percent of their female counterparts. About 3.0 percent of the accused had neither their gender nor age stated.

The results show that crime was mostly prevalent at younger ages and decreased with the increase in age for both sexes. This trend followed the same pattern observed in earlier years for both age and sex.

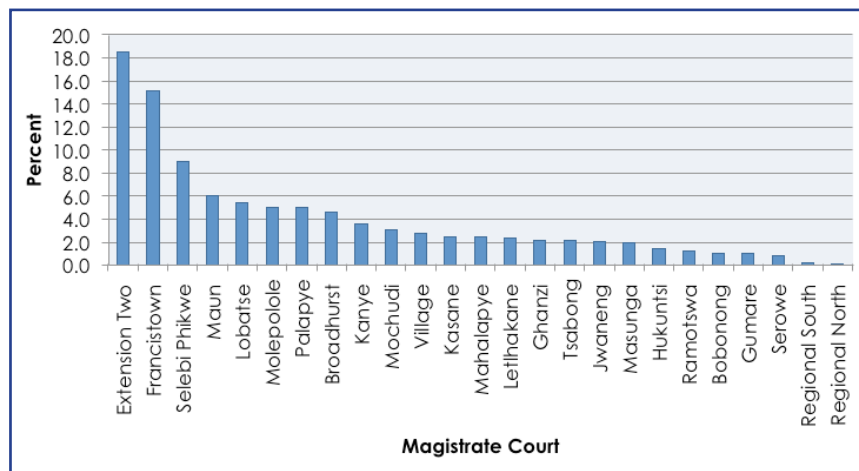
Chart 4: Percentage Distribution of accused by Sex and Age group-2015



2.5 Decided cases by Magistrate courts

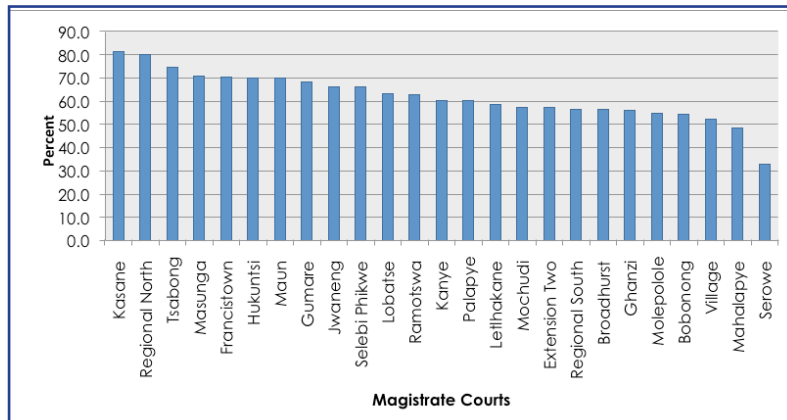
Of the 7,188 cases decided across all magistrates court in 2015, Extension II Magistrate court accounted for the highest percentage of accused with cases disposed of (18.5 percent) followed by the Francistown Magistrate court at 15.1 percent. The lowest was recorded at the Serowe magistrate court with less than 1.0 percent of all the cases decided in 2015.

Chart 5: Percentage distribution of decided cases within Magisterial Courts, 2015



On the other hand the percentage of decided cases differed within Magistrate Courts. While others disposed of a significant proportion of cases brought before them, others disposed of a few. The distribution of disposed cases within magistrates courts showed that Kasane magistrate court recorded the highest percentage of cases disposed of, at 81.5 percent in 2015 followed closely by Tsabong, (74.8 percent), Masunga (70.8 percent and Francistown (70.4 percent). Most of the courts disposed of between 50 and 70 percent of their cases while the lowest percent of cases disposed of was recorded in Serowe magistrate with 32.8 percent. (see chart 6)

Chart 6: Percentage decided cases by Magisterial Courts, 2015

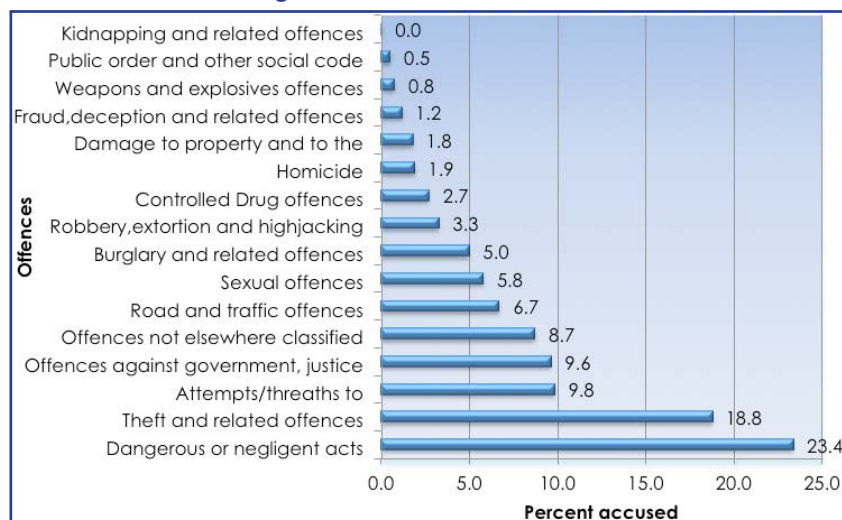


2.6 Offences Committed

At most four of the offences committed by an accused were analysed in this report. The findings of the report shows that the total number of offences recorded from the decided cases in 2015 was 10,121 compared to 10,807 recorded in 2014 (see Tables 6). Chart 7 below shows that Dangerous or negligent acts was the most common offence committed accounting for 23.4 percent of all the offences committed. This offence involves but not limited to dangerous driving causing serious bodily harm, over-speeding, abandoning a child, false alarm /interference with aircraft or air traffic with 18.8 percent. Unlike in the previous years, there was only one case involving kidnapping during the year 2015. A significant number of offences not elsewhere classified (12.5 percent) was recorded. Homicide constituted 1.9 percent of all decided cases, It should however be noted that though closed at magistrates courts all homicide cases are committed to the High Court for trial and final judgement.

A further segregation of the results by sex showed that of the 10,121 offences committed, 9,328 (92.2%) were committed by males while 535 (5.2%) were committed by females and 258 (2.5%) were committed by persons whose sex was not stated (Table 6). The majority of accused male persons (21.9 percent) were trialed for dangerous and negligent acts, which was followed by 17.2 percent males (1,745 persons) who were accused of theft and related offences. Similarly females trialed for dangerous and negligent acts accounted for only 1.0 percent (110 persons), being the highest among females, followed by theft and related offences with 108 persons.

Chart 7: Percentage Distribution of Offences Committed, 2015



2.7 Accused by Age

The majority of the accused were concentrated within the youth population aged 20 - 39 as shown in chart 8 and table 1 below. The chart also shows that participation in crime declines with increase in age, perhaps reflecting the myriad of challenges affecting the youth which lead them to participate in criminal activities.

Chart 8: Percentage distribution of Accused by age, 2015

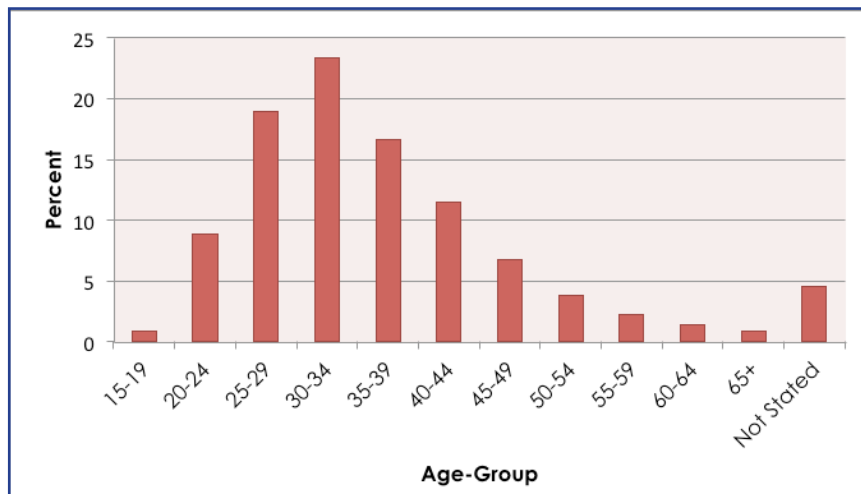


Table 2.2 shows percentage distribution of offences by age of accused persons involved. The distribution reveals that youth were leading in different types of crimes with the age group 30-34 leading at 23.9 percent of total offences recorded. The results show that the accused who appeared for hearing for homicide were concentrated within age groups 20-24 up to 30-34 with age group 25-29 and 30-34 accounting for 24.7 percent each. These were followed by age group 20-24 with 16.0 percent and 35-39 accounting for 12.4 percent.

It is evident from the results that most of the offences are committed by persons aged 25-34. Highest proportions for almost all offences are recorded in these age group. It is however interesting to note that offences involving fraud, deception, offences against government, justice procedures and organisation of crime are more prevalent among those aged 35 and above. The 20-24 years olds are more involved in cases involving sexual offences, robbery, burglary, homicide and theft and related offences accounting for more than 10 percent in each of the offences. Overall, the 65+, 60-65 and 15-19 age groups are the least in terms of crime committal, with percentages of 0.8, 1.4 and 1.0 respectively.

Table 2.2: Percentage Distribution of Offences by Age Group of Accused, 2015

| Offences | Age - Group | | | | | | | | | | | | Total |
|---|-------------|------------|------------|-------------|-------------|-------------|-------------|------------|------------|------------|------------|------------|--------------|
| | Not Stated | 15-19 | 20-24 | 25-29 | 30-34 | 35-39 | 40-44 | 45-49 | 50-54 | 55-59 | 60-64 | 65+ | |
| Homicide | 4.1 | 2.6 | 16.0 | 24.7 | 24.7 | 12.4 | 6.2 | 4.1 | 2.6 | 0.5 | 1.5 | 0.5 | 100.0 |
| Sexual offences | 3.2 | 2.2 | 26.5 | 26.7 | 22.2 | 7.7 | 5.1 | 2.4 | 1.2 | 1.2 | 0.7 | 0.9 | 100.0 |
| Attempts/threats to murder, assaults, harassment and related | 3.6 | 1.1 | 10.8 | 19.9 | 22.8 | 15.9 | 11.0 | 6.7 | 4.1 | 2.1 | 0.9 | 1.1 | 100.0 |
| Dangerous or negligent acts | 3.1 | 0.2 | 4.8 | 19.8 | 27.1 | 20.1 | 11.8 | 7.0 | 3.0 | 1.6 | 1.1 | 0.4 | 100.0 |
| Kidnapping and related offences | 0.0 | 0.0 | 0.0 | 0.0 | 0.0 | 0.0 | 100.0 | 0.0 | 0.0 | 0.0 | 0.0 | 0.0 | 100.0 |
| Robbery, extortion and high jacking off | 3.3 | 0.9 | 17.5 | 33.2 | 27.5 | 11.5 | 3.9 | 0.9 | 0.6 | 0.6 | 0.0 | 0.0 | 100.0 |
| Burglary and related offences | 2.8 | 4.2 | 19.8 | 35.1 | 25.2 | 7.5 | 3.4 | 1.2 | 0.2 | 0.2 | 0.4 | 0.0 | 100.0 |
| Theft and related offences | 4.2 | 2.0 | 13.4 | 25.7 | 24.4 | 13.6 | 9.0 | 3.9 | 2.1 | 0.7 | 0.7 | 0.2 | 100.0 |
| Fraud, deception and related offences | 8.3 | 0.0 | 2.5 | 7.4 | 22.3 | 12.4 | 14.9 | 14.9 | 10.7 | 2.5 | 0.8 | 3.3 | 100.0 |
| Controlled Drug offences | 2.6 | 0.4 | 9.5 | 22.3 | 23.7 | 14.6 | 6.2 | 8.4 | 3.3 | 4.4 | 1.5 | 3.3 | 100.0 |
| Weapons and explosives offences | 1.3 | 0.0 | 3.9 | 18.4 | 26.3 | 10.5 | 11.8 | 5.3 | 2.6 | 3.9 | 13.2 | 2.6 | 100.0 |
| Damage to property and to the environment | 3.8 | 0.0 | 9.3 | 20.3 | 24.2 | 14.3 | 7.7 | 4.9 | 3.3 | 4.4 | 3.8 | 3.8 | 100.0 |
| Public order and other social code off | 11.5 | 0.0 | 1.9 | 30.8 | 17.3 | 9.6 | 9.6 | 11.5 | 3.8 | 0.0 | 1.9 | 1.9 | 100.0 |
| Road and traffic offences | 2.7 | 0.3 | 1.5 | 11.4 | 23.6 | 20.5 | 16.2 | 10.6 | 6.9 | 2.7 | 2.7 | 0.9 | 100.0 |
| Offences against government, justice procedures and organisation of crime | 5.7 | 0.0 | 1.4 | 6.1 | 17.9 | 21.7 | 19.6 | 11.9 | 7.9 | 4.3 | 2.4 | 1.0 | 100.0 |
| Offences not elsewhere classified | 7.4 | 0.7 | 6.6 | 13.0 | 21.7 | 18.5 | 12.7 | 6.7 | 3.6 | 5.0 | 2.5 | 1.7 | 100.0 |
| Total | 4.1 | 1.0 | 9.4 | 20.1 | 23.9 | 16.3 | 11.0 | 6.4 | 3.5 | 2.1 | 1.4 | 0.8 | 100.0 |

2.8 Plea

A total of 2,743 accused persons pleaded guilty to the charges. Out of these, 78.3 were pronounced guilty and sentenced and 3.2 percent were acquitted and discharged. Of the 3,464 who pleaded not guilty 23.4 percent were found guilty and sentenced and 21.3 percent were acquitted and discharged while a bulk of them 41.5 percent had their cases withdrawn.

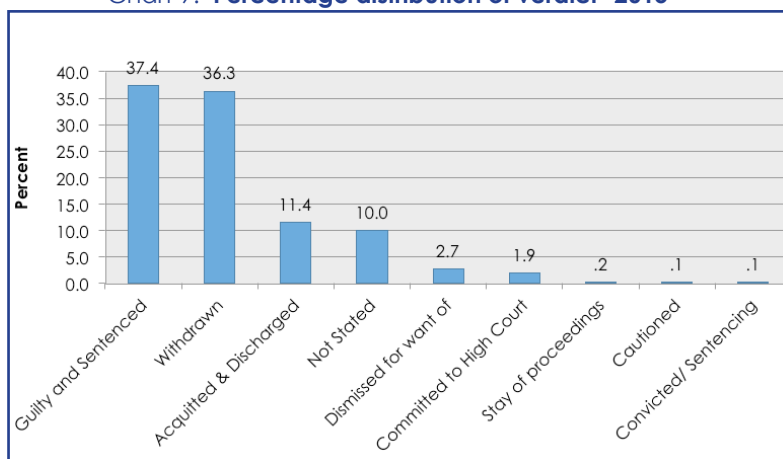
Table 2.3 : Guilty and Not guilty plea by verdict – 2015

| Plea | Verdict | | | | | | | | | | Total |
|------------|------------|------------------------|-----------|-------------------------|-------------------------------|-----------------------------------|----------------------|---------------------|-----------|-------|-------|
| | Not Stated | Acquitted & Discharged | Cautioned | Committed to High Court | Convicted/Sentencing Postpone | Dismissed for want of prosecution | Guilty and Sentenced | Stay of proceedings | Withdrawn | | |
| Guilty | 4.8 | 3.2 | 0.1 | 0.0 | 0.6 | 0.6 | 78.3 | 0.0 | 12.3 | 2,743 | |
| Not guilty | 9.2 | 21.3 | 0.2 | 0.8 | 0.5 | 3.0 | 23.2 | 0.3 | 41.5 | 3,464 | |
| Other | 16.94 | 8.39 | - | 5.36 | 0.04 | 4.66 | 5.56 | 0.29 | 58.76 | 2,444 | |

2.9 Verdicts

Chart 9 shows that 37.4 percent of the accused were found guilty and sentenced and those were followed closely by those whose cases were withdrawn accounting for 36.3 percent. The data further shows that 11.4 percent were acquitted and discharged. Some of the cases were dismissed for want of prosecution (2.7 percent) and for 10.0 percent of the accused the verdict was not stated. Those who were cautioned accounted for 0.1 percent. The remaining 2.2 percent were either committed to high court, convicted /sentence postponed or stay of proceedings.

Chart 9: Percentage distribution of verdict -2015



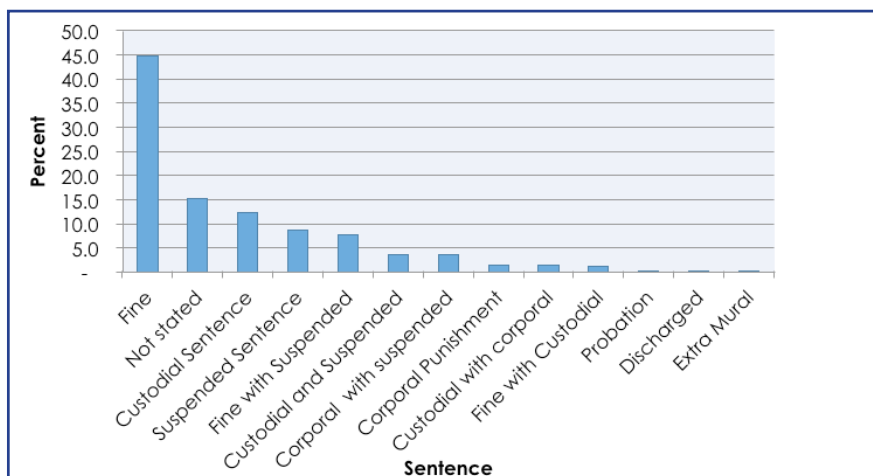
It should be noted that all homicide cases are not trialled at Magistrate courts but are rather closed and transferred to the High Courts. The accused for homicide cases only appear at Magistrate Courts for mention while preparations are being made to hand over to the High Courts which are mandated with dealing with such cases.

2.10 Sentence

Various types of sentences are imposed depending on the seriousness of the offence and the previous criminal history of the offender.

Out of 3,234 accused who were found guilty and sentenced in 2015, the accused persons were either sentenced to; pay fines (44.7 percent), custodial (12.3 percent), corporal punishment (1.4 percent) and 15.2 percent of sentences were not specified. Other sentences include a combination of sentences as depicted in chart 10.

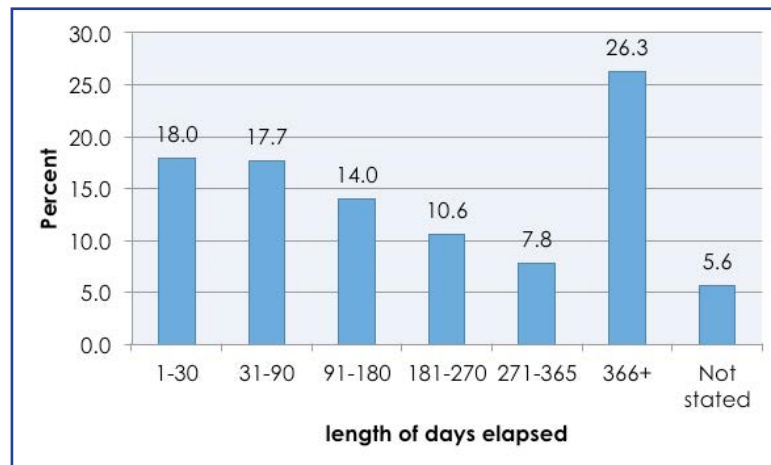
Chart 10: Percent distribution of sentences - 2015



2.11 Length of time elapsed

In 2015, about 36 percent of all cases were finalised in all courts in 1-90 days (less than13 weeks).; guilty verdicts were the most common method of finalisation in matters that took less than 13 weeks to finalise (55.5 percent). About 33 percent of cases that lasted for a period of over 3 months to a year resulted in a 32.8 percent guilty verdict pronouncement, while only 28.7 percent of cases that lasted for more than a year resulted in a guilty verdict. (see Table 11).

Chart 11: Percent distribution of time elapsed



3.0 Conclusion

During the period 2007-2015, the number of people whose cases were disposed of increased as evidenced by the upward trend distribution of accused people for this period. There has been a 38.5 percent increase in case disposal for criminal activities from 4,720 in 2011 to 7,680 in 2014. And a slight drop to 7,188 in 2015.

The distribution of offences among the different age groups shows that youths to middle aged people (ages 20-34) are relatively more prone to committing crimes than other age groups and males take dominance in all criminal activities. Overall participation in criminal activities decreases as age increases.

Conviction rates remained low with 37.3 percent of the accused found guilty. The length of time elapsed since the filing of a case to its conclusion has been found to have a bearing on the final outcome of the case. The longer it takes to conclude a case the greater the chance to have a not guilty verdict or case withdrawal probably due to loss of witnesses and or evidence.

Appendix A

Table 1: Percentage Distribution of Decided Cases and accused by Magisterial Courts - 2015

| Magistrate Court | Decided cases | Percent | Number of accused | Percent |
|------------------|---------------|--------------|-------------------|--------------|
| Bobonong | 77 | 1.1 | 89 | 1.0 |
| Broadhurst | 333 | 4.6 | 448 | 5.2 |
| Extension Two | 1,332 | 18.5 | 1,414 | 16.3 |
| Francistown | 1,087 | 15.1 | 1,271 | 14.7 |
| Ghanzi | 159 | 2.2 | 207 | 2.4 |
| Gumare | 73 | 1.0 | 83 | 1.0 |
| Hukuntsi | 107 | 1.5 | 142 | 1.6 |
| Jwaneng | 148 | 2.1 | 191 | 2.2 |
| Kanye | 260 | 3.6 | 383 | 4.4 |
| Kasane | 181 | 2.5 | 215 | 2.5 |
| Letlhakane | 167 | 2.3 | 206 | 2.4 |
| Lobatse | 391 | 5.4 | 549 | 6.3 |
| Mahalapye | 178 | 2.5 | 215 | 2.5 |
| Masunga | 143 | 2.0 | 171 | 2.0 |
| Maun | 432 | 6.0 | 505 | 5.8 |
| Mochudi | 222 | 3.1 | 261 | 3.0 |
| Molepolole | 359 | 5.0 | 451 | 5.2 |
| Palapye | 358 | 5.0 | 401 | 4.6 |
| Ramotswa | 88 | 1.2 | 109 | 1.3 |
| Regional North | 4 | .1 | 4 | 0.0 |
| Regional South | 17 | .2 | 19 | 0.2 |
| Selebi Phikwe | 650 | 9.0 | 755 | 8.7 |
| Serowe | 63 | .9 | 80 | 0.9 |
| Tsabong | 157 | 2.2 | 188 | 2.2 |
| Village | 202 | 2.8 | 294 | 3.4 |
| Total | 7,188 | 100.0 | 8,651 | 100.0 |

Table 2: Total Number of decided cases by Magistrate Courts: 2007-2015

| | 2007 | 2008 | 2009 | 2010 | 2011 | 2014 | 2015 |
|--------------------------|--------------|--------------|--------------|--------------|--------------|--------------|--------------|
| Magisterial Court | | | | | | | |
| Broadhurst | 454 | 452 | 63 | 511 | 406 | 653 | 333 |
| Village | 342 | 303 | 96 | 285 | 377 | 540 | 202 |
| Extension 2 | 259 | 269 | 429 | 494 | 530 | 1,312 | 1,332 |
| Francistown | 682 | 620 | 800 | 503 | 688 | 1,624 | 1,087 |
| Lobatse | 651 | 541 | 363 | 481 | 305 | 503 | 391 |
| Selibe Phikwe | 474 | 406 | 408 | 212 | 409 | 580 | 650 |
| Jwaneng | 159 | 83 | 192 | 249 | 98 | 206 | 148 |
| Kanye | 301 | 270 | 395 | 8 | 15 | 306 | 260 |
| Ramotswa | 9 | 122 | 89 | 75 | 65 | 107 | 88 |
| Molepolole | 109 | 298 | 524 | 272 | 238 | 465 | 359 |
| Mochudi | 331 | 215 | 242 | 236 | 198 | 341 | 222 |
| Serowe | 112 | 165 | 310 | 254 | - | 23 | 63 |
| Palapye | 422 | 215 | 165 | 169 | 128 | 330 | 358 |
| Mahalapye | 191 | 300 | 266 | 453 | 250 | 306 | 178 |
| Letlhakane | 302 | 261 | 248 | 237 | 210 | 240 | 167 |
| Masunga | 185 | 196 | 232 | 141 | 6 | 197 | 143 |
| Maun | 199 | 146 | 149 | 229 | 332 | 494 | 432 |
| Kasane | 188 | 290 | 121 | 254 | 147 | 248 | 181 |
| Gantsi | - | 65 | 160 | 32 | 85 | 190 | 159 |
| Bobonong | - | - | - | - | 81 | 89 | 77 |
| Tsabong | 210 | 135 | 431 | 271 | 152 | 205 | 157 |
| Gumare | - | - | - | - | - | 62 | 73 |
| Hukuntsi | - | - | - | - | - | 301 | 107 |
| Regional North | - | - | - | - | - | - | 4 |
| Regional South | - | - | - | - | - | - | 17 |
| Total | 5,580 | 5,352 | 5,683 | 5,645 | 4,720 | 7,680 | 7,188 |

Table 3: Cases disposed by offence and elapsed time from initial filing to final decision- 2015

| | Case elapsed time in days | | | | | | Not stated | Total |
|---|---------------------------|--------------|--------------|------------|------------|--------------|------------|--------------|
| | 1-30 | 31-90 | 91-180 | 181-270 | 271-365 | 366+ | | |
| Not stated | 4 | 7 | 3 | 2 | 1 | 5 | 3 | 25 |
| Attempts/threats to murder, assaults, harassments and related offences | 99 | 119 | 113 | 110 | 72 | 252 | 38 | 803 |
| Burglary and related offences | 18 | 29 | 24 | 20 | 16 | 58 | 11 | 176 |
| Controlled drug offences | 53 | 28 | 21 | 13 | 13 | 34 | 9 | 171 |
| Damage to property and to the environment | 14 | 15 | 16 | 11 | 11 | 45 | 6 | 118 |
| Dangerous and negligent acts | 532 | 523 | 330 | 215 | 134 | 426 | 118 | 2,278 |
| Fraud, deception and related offences | 11 | 4 | 8 | 3 | 4 | 23 | 3 | 56 |
| Homicide offences | 15 | 13 | 8 | 9 | 10 | 97 | 5 | 157 |
| Kidnapping and related offences | - | - | - | - | - | - | 1 | 1 |
| Offences against government, justice procedures and organisation of crime | 200 | 161 | 148 | 92 | 74 | 172 | 53 | 900 |
| Offences not elsewhere classified | 72 | 79 | 58 | 51 | 42 | 129 | 29 | 460 |
| Public order and other social code offences | 1 | 2 | 2 | 1 | - | 7 | 2 | 15 |
| Road and traffic offences | 128 | 126 | 98 | 78 | 58 | 144 | 44 | 676 |
| Robbery, extortion and highjacking offences | 4 | 9 | 15 | 13 | 14 | 60 | 10 | 125 |
| Sexual offences | 45 | 42 | 56 | 65 | 57 | 224 | 23 | 512 |
| Attempts/threats to murder, assaults, harassments and related offences | 52 | 46 | 44 | 37 | 34 | 107 | 22 | 341 |
| Burglary and related offences | 47 | 41 | 42 | 35 | 33 | 105 | 21 | 325 |
| Total | 1,291 | 1,273 | 1,008 | 762 | 560 | 1,890 | 404 | 7,188 |

Table 4: Number of Accused by Magisterial Court, Sex and Age, 2015

| Magisterial Court | age group | | | | | | | | | | | | Total |
|-------------------|------------|-----------|------------|--------------|--------------|--------------|------------|------------|------------|------------|------------|-----------|--------------|
| | Not Stated | 15-19 | 20-24 | 25-29 | 30-34 | 35-39 | 40-44 | 45-49 | 50-54 | 55-59 | 60-64 | 65+ | |
| Male | | | | | | | | | | | | | |
| Bobonong | - | - | 9 | 20 | 9 | 11 | 10 | 7 | 7 | 1 | 4 | 2 | 80 |
| Broadhurst | 7 | 4 | 46 | 84 | 104 | 56 | 54 | 32 | 13 | 7 | 3 | 3 | 413 |
| Extension Two | 26 | 3 | 75 | 282 | 366 | 244 | 167 | 79 | 35 | 14 | 17 | 4 | 1,312 |
| Francistown | 12 | 8 | 102 | 219 | 280 | 218 | 154 | 81 | 40 | 20 | 16 | 11 | 1,161 |
| Ghanzi | 4 | 13 | 17 | 27 | 48 | 25 | 24 | 19 | 8 | 7 | 2 | 1 | 195 |
| Gumare | 5 | - | 12 | 16 | 17 | 17 | 7 | 3 | 2 | - | - | - | 79 |
| Hukuntsi | 3 | 2 | 12 | 22 | 45 | 20 | 11 | 9 | 2 | 4 | 2 | 3 | 135 |
| Jwaneng | 7 | - | 32 | 35 | 31 | 28 | 18 | 14 | 7 | 7 | 1 | 2 | 182 |
| Kanye | 22 | 5 | 25 | 50 | 68 | 67 | 27 | 23 | 7 | 11 | 8 | 8 | 321 |
| Kasane | - | 3 | 13 | 39 | 45 | 33 | 28 | 16 | 12 | 4 | 1 | 1 | 195 |
| Lethakane | 4 | 6 | 28 | 39 | 46 | 21 | 27 | 9 | 4 | 5 | 2 | 2 | 193 |
| Lobatse | 10 | 10 | 44 | 70 | 86 | 66 | 75 | 47 | 34 | 8 | 4 | 8 | 462 |
| Mahalapye | 3 | 1 | 21 | 51 | 41 | 32 | 23 | 11 | 10 | 3 | 2 | 1 | 199 |
| Masunga | - | - | 17 | 29 | 44 | 17 | 21 | 9 | 5 | 1 | 3 | 4 | 150 |
| Maun | 1 | 2 | 43 | 88 | 113 | 116 | 44 | 24 | 19 | 10 | 9 | 4 | 473 |
| Mochudi | 4 | - | 19 | 47 | 59 | 42 | 24 | 18 | 11 | 11 | 4 | 2 | 241 |
| Molepolole | 4 | 5 | 66 | 90 | 88 | 59 | 57 | 14 | 13 | 14 | 5 | 6 | 421 |
| Palapye | 15 | 4 | 34 | 64 | 98 | 57 | 37 | 27 | 14 | 10 | 6 | 3 | 369 |
| Ramotswa | 1 | - | 5 | 26 | 18 | 16 | 14 | 10 | 3 | 2 | 2 | - | 97 |
| Regional North | - | - | - | - | 3 | - | - | 1 | - | - | - | - | 4 |
| Regional South | - | - | - | 2 | 3 | 4 | 3 | 1 | - | 1 | - | - | 14 |
| Selebi Phikwe | 5 | 7 | 73 | 139 | 176 | 120 | 75 | 46 | 33 | 19 | 6 | 4 | 703 |
| Serowe | 9 | - | 2 | 11 | 17 | 17 | 7 | 2 | 6 | - | - | - | 71 |
| Tsabong | 4 | 3 | 15 | 22 | 39 | 31 | 15 | 15 | 9 | 7 | 10 | 5 | 175 |
| Village | 9 | 1 | 23 | 69 | 65 | 30 | 20 | 21 | 9 | 4 | - | 2 | 253 |
| Total | 155 | 77 | 733 | 1,541 | 1,909 | 1,347 | 942 | 538 | 303 | 170 | 107 | 76 | 7,898 |

Table 4: Number of Accused by Magisterial Court, Sex and Age - 2015 (cont'd)

| Magisterial Court | age group | | | | | | | | | | | | Total |
|-------------------|------------|----------|-----------|-----------|------------|-----------|-----------|-----------|-----------|-----------|-----------|----------|------------|
| | Not Stated | 15-19 | 20-24 | 25-29 | 30-34 | 35-39 | 40-44 | 45-49 | 50-54 | 55-59 | 60-64 | 65+ | |
| Female | | | | | | | | | | | | | |
| Bobonong | - | - | 1 | 2 | 2 | 1 | - | - | 1 | - | - | - | 7 |
| Broadhurst | - | - | 2 | 7 | 6 | 6 | 4 | - | 1 | - | - | - | 26 |
| Extension Two | - | - | 5 | 10 | 15 | 13 | 9 | 1 | 1 | 2 | - | - | 56 |
| Francistown | - | - | 6 | 9 | 21 | 13 | 11 | 17 | 2 | 4 | 2 | - | 85 |
| Ghanzi | - | - | - | 4 | 1 | 1 | 1 | 1 | - | - | - | - | 8 |
| Gumare | - | - | 1 | 1 | - | - | 1 | 1 | - | - | - | - | 4 |
| Hukuntsi | - | - | - | - | 1 | 1 | - | 1 | 3 | 1 | - | - | 7 |
| Jwaneng | - | - | 1 | 1 | 2 | - | - | 2 | 1 | - | - | - | 7 |
| Kanye | 1 | - | - | 4 | 3 | 2 | 5 | 2 | - | 5 | 4 | 2 | 28 |
| Kasane | - | - | 2 | 6 | 6 | 1 | 1 | 1 | 3 | - | - | - | 20 |
| Letiihakane | 1 | 1 | - | 3 | - | 2 | 2 | - | 1 | 1 | - | - | 11 |
| Lobatse | 1 | - | 2 | 5 | 9 | 2 | 3 | 5 | 1 | 2 | - | 1 | 31 |
| Mahalapye | - | - | - | - | 2 | 1 | - | - | - | 1 | - | 1 | 5 |
| Masunga | - | - | - | 4 | 3 | 2 | 1 | - | - | 1 | 1 | - | 12 |
| Maun | - | - | 2 | 10 | 3 | 4 | 3 | 2 | 1 | - | 1 | - | 26 |
| Mochudi | - | 1 | 3 | 4 | 3 | 2 | - | - | 2 | - | 1 | - | 16 |
| Molepolole | - | - | 4 | 3 | 5 | 7 | 1 | 1 | - | 1 | 1 | - | 23 |
| Palapye | - | - | 3 | 4 | 4 | 9 | 2 | 1 | 1 | - | 1 | - | 25 |
| Ramotswa | - | - | - | 1 | 1 | 1 | - | - | 1 | - | - | - | 4 |
| Regional North | | | | | | | | | | | | | |
| Regional South | - | - | - | 1 | 1 | 1 | 1 | - | 1 | - | - | - | 5 |
| Selebi Phikwe | 2 | - | 1 | 8 | 9 | 10 | 4 | 6 | 1 | 1 | 1 | 1 | 44 |
| Serowe | 1 | - | - | 1 | 1 | - | - | - | - | - | 1 | - | 4 |
| Tsabong | - | 1 | - | - | 1 | 1 | 1 | 1 | - | - | - | - | 5 |
| Village | 1 | - | 4 | 6 | 6 | 7 | 1 | - | 2 | 2 | - | - | 29 |
| Total | 7 | 3 | 37 | 94 | 105 | 87 | 51 | 42 | 23 | 21 | 13 | 5 | 488 |

Table 4: Number of Accused by Magisterial Court, Sex and Age - 2015 (cont'd)

| Magisterial Court | age group | | | | | | | | | | | | Total |
|-----------------------|------------|----------|----------|----------|----------|----------|----------|----------|----------|----------|----------|----------|------------|
| | Not Stated | 15-19 | 20-24 | 25-29 | 30-34 | 35-39 | 40-44 | 45-49 | 50-54 | 55-59 | 60-64 | 65+ | |
| Sex Not Stated | | | | | | | | | | | | | |
| Bobonong | - | - | - | 1 | - | - | - | 1 | - | - | - | - | 2 |
| Broadhurst | 8 | - | - | - | - | 1 | - | - | - | - | - | - | 9 |
| Extension Two | 43 | - | - | 2 | 1 | - | - | - | - | - | - | - | 46 |
| Francistown | 22 | - | - | 1 | - | - | - | 2 | - | - | - | - | 25 |
| Ghanzi | 4 | - | - | - | - | - | - | - | - | - | - | - | 4 |
| Gumare | - | - | - | - | - | - | - | - | - | - | - | - | - |
| Hukuntsi | - | - | - | - | - | - | - | - | - | - | - | - | - |
| Jwaneng | 2 | - | - | - | - | - | - | - | - | - | - | - | 2 |
| Kanye | 33 | - | 1 | - | - | - | - | - | - | - | - | - | 34 |
| Kasane | - | - | - | - | - | - | - | - | - | - | - | - | - |
| Lethakane | 2 | - | - | - | - | - | - | - | - | - | - | - | 2 |
| Lobatse | 44 | - | - | 1 | 3 | 2 | 3 | - | 1 | 1 | 1 | - | 56 |
| Mahalapye | 10 | - | - | - | 1 | - | - | - | - | - | - | - | 11 |
| Masunga | 6 | - | - | 1 | 1 | 1 | - | - | - | - | - | - | 9 |
| Maun | 6 | - | - | - | - | - | - | - | - | - | - | - | 6 |
| Mochudi | 4 | - | - | - | - | - | - | - | - | - | - | - | 4 |
| Molepolole | 6 | - | 1 | - | - | - | - | - | - | - | - | - | 7 |
| Palapye | 5 | - | - | 1 | - | - | - | 1 | - | - | - | - | 7 |
| Ramotswa | 8 | - | - | - | - | - | - | - | - | - | - | - | 8 |
| Regional North | - | - | - | - | - | - | - | - | - | - | - | - | - |
| Regional South | - | - | - | - | - | - | - | - | - | - | - | - | - |
| Selebi Phikwe | 8 | - | - | - | - | - | - | - | - | - | - | - | 8 |
| Serowe | 5 | - | - | - | - | - | - | - | - | - | - | - | 5 |
| Tsabong | 8 | - | - | - | - | - | - | - | - | - | - | - | 8 |
| Village | 12 | - | - | - | - | - | - | - | - | - | - | - | 12 |
| Total | 236 | - | 2 | 6 | 6 | 4 | 3 | 3 | 1 | 1 | 1 | - | 265 |

Table 4: Number of Accused by Magisterial Court, Sex and Age - 2015 (cont'd)

| Magisterial Court | age group | | | | | | | | | | | | Total |
|-------------------|------------|-----------|------------|--------------|--------------|--------------|------------|------------|------------|------------|------------|-----------|--------------|
| | Not Stated | 15-19 | 20-24 | 25-29 | 30-34 | 35-39 | 40-44 | 45-49 | 50-54 | 55-59 | 60-64 | 65+ | |
| All sexes | | | | | | | | | | | | | |
| Bobonong | - | - | 10 | 23 | 11 | 12 | 10 | 8 | 8 | 1 | 4 | 2 | 89 |
| Broadhurst | 15 | 4 | 48 | 91 | 110 | 63 | 58 | 32 | 14 | 7 | 3 | 3 | 448 |
| Extension Two | 69 | 3 | 80 | 294 | 382 | 257 | 176 | 80 | 36 | 16 | 17 | 4 | 1,414 |
| Francistown | 34 | 8 | 108 | 229 | 301 | 231 | 165 | 100 | 42 | 24 | 18 | 11 | 1,271 |
| Ghanzi | 8 | 13 | 17 | 31 | 49 | 26 | 25 | 20 | 8 | 7 | 2 | 1 | 207 |
| Gumare | 5 | - | 13 | 17 | 17 | 17 | 8 | 4 | 2 | - | - | - | 83 |
| Hukuntsi | 3 | 2 | 12 | 22 | 46 | 21 | 11 | 10 | 5 | 5 | 2 | 3 | 142 |
| Jwaneng | 9 | - | 33 | 36 | 33 | 28 | 18 | 16 | 8 | 7 | 1 | 2 | 191 |
| Kanye | 56 | 5 | 26 | 54 | 71 | 69 | 32 | 25 | 7 | 16 | 12 | 10 | 383 |
| Kasane | - | 3 | 15 | 45 | 51 | 34 | 29 | 17 | 15 | 4 | 1 | 1 | 215 |
| Letlhakane | 7 | 7 | 28 | 42 | 46 | 23 | 29 | 9 | 5 | 6 | 2 | 2 | 206 |
| Lobatse | 55 | 10 | 46 | 76 | 98 | 70 | 81 | 52 | 36 | 11 | 5 | 9 | 549 |
| Mahalapye | 13 | 1 | 21 | 51 | 44 | 33 | 23 | 11 | 10 | 4 | 2 | 2 | 215 |
| Masunga | 6 | - | 17 | 34 | 48 | 20 | 22 | 9 | 5 | 2 | 4 | 4 | 171 |
| Maun | 7 | 2 | 45 | 98 | 116 | 120 | 47 | 26 | 20 | 10 | 10 | 4 | 505 |
| Mochudi | 8 | 1 | 22 | 51 | 62 | 44 | 24 | 18 | 13 | 11 | 5 | 2 | 261 |
| Molepolole | 10 | 5 | 71 | 93 | 93 | 66 | 58 | 15 | 13 | 15 | 6 | 6 | 451 |
| Palapye | 20 | 4 | 37 | 69 | 102 | 66 | 39 | 29 | 15 | 10 | 7 | 3 | 401 |
| Ramotswa | 9 | - | 5 | 27 | 19 | 17 | 14 | 10 | 4 | 2 | 2 | - | 109 |
| Regional North | - | - | - | - | 3 | - | - | 1 | - | - | - | - | 4 |
| Regional South | - | - | - | 3 | 4 | 5 | 4 | 1 | 1 | 1 | - | - | 19 |
| Selebi Phikwe | 15 | 7 | 74 | 147 | 185 | 130 | 79 | 52 | 34 | 20 | 7 | 5 | 755 |
| Serowe | 15 | - | 2 | 12 | 18 | 17 | 7 | 2 | 6 | - | 1 | - | 80 |
| Tsabong | 12 | 4 | 15 | 22 | 40 | 32 | 16 | 16 | 9 | 7 | 10 | 5 | 188 |
| Village | 22 | 1 | 27 | 75 | 71 | 37 | 21 | 21 | 11 | 6 | - | 2 | 294 |
| Total | 398 | 80 | 772 | 1,641 | 2,020 | 1,438 | 996 | 583 | 327 | 192 | 121 | 81 | 8,651 |

Table 5: Total number of Offences by Magisterial Court and Sex of Accused - 2015

| Magistrate Court | Offences | | | | | | | | | | | | | | | |
|------------------|------------|-----------|----------|------------|-----------------|----------|----------|------------|--|-----------|-----------|------------|-----------------------------|------------|-----------|--------------|
| | Homicide | | | | Sexual Offences | | | | Attempts/threats to murder, assaults, harassment and related offence | | | | Dangerous or negligent acts | | | |
| | M | F | N/S | Total | M | F | N/S | Total | M | F | N/S | Total | M | F | N/S | Total |
| Bobonong | 3 | 2 | - | 5 | 10 | - | - | 10 | 8 | 1 | - | 9 | 2 | - | - | 2 |
| Broadhurst | 7 | 1 | - | 8 | 37 | - | - | 37 | 84 | 3 | 1 | 88 | 1 | 2 | - | 3 |
| Extension Two | 9 | - | - | 9 | 13 | - | - | 13 | 59 | 1 | - | 60 | 824 | 29 | 14 | 867 |
| Francistown | 31 | - | - | 31 | 105 | - | - | 105 | 91 | 5 | - | 96 | 263 | 18 | 9 | 290 |
| Ghanzi | - | - | - | - | 21 | - | - | 21 | 52 | 3 | 2 | 57 | 19 | - | - | 19 |
| Gumare | 3 | 2 | - | 5 | 14 | - | - | 14 | 15 | - | - | 15 | 5 | - | - | 5 |
| Hukuntsi | 1 | - | - | 1 | 8 | - | - | 8 | 36 | 1 | - | 37 | 19 | - | - | 19 |
| Jwaneng | 4 | - | - | 4 | 12 | - | - | 12 | 24 | - | 1 | 25 | 42 | 2 | 1 | 45 |
| Kanye | 10 | 1 | 2 | 13 | 25 | - | 3 | 28 | 50 | 7 | 3 | 60 | 38 | 1 | 2 | 41 |
| Kasane | 4 | 1 | - | 5 | 13 | - | - | 13 | 18 | - | - | 18 | 55 | 1 | - | 56 |
| Lethakane | 10 | - | - | 10 | 32 | - | - | 32 | 17 | 2 | - | 19 | 42 | 2 | - | 44 |
| Lobatse | 4 | - | 1 | 5 | 24 | 1 | 2 | 27 | 38 | 3 | 4 | 45 | 106 | 7 | 5 | 118 |
| Mahalapye | 9 | - | - | 9 | 14 | - | - | 14 | 29 | - | - | 29 | 51 | 1 | - | 52 |
| Masunga | 3 | 1 | - | 4 | 24 | - | - | 24 | 28 | - | - | 28 | 18 | 3 | - | 21 |
| Maun | 10 | - | - | 10 | 30 | 1 | - | 31 | 43 | - | - | 43 | 188 | 12 | - | 200 |
| Mochudi | 11 | 1 | - | 12 | 22 | - | - | 22 | 25 | 1 | 2 | 28 | 36 | 5 | - | 41 |
| Molepolole | 25 | 1 | - | 26 | 60 | 1 | - | 61 | 97 | 7 | 1 | 105 | 65 | 3 | - | 68 |
| Palapye | 5 | 1 | - | 6 | 21 | - | - | 21 | 40 | - | 2 | 42 | 163 | 10 | 1 | 174 |
| Ramotswa | 3 | - | 1 | 4 | 7 | - | - | 7 | 15 | - | - | 15 | 29 | 2 | 4 | 35 |
| Regional North | - | - | - | - | - | - | - | - | 2 | - | - | 2 | - | - | - | - |
| Regional South | - | - | - | - | - | - | - | - | - | - | - | - | - | - | - | - |
| Selebi Phikwe | 18 | 3 | 1 | 22 | 53 | - | - | 53 | 93 | 6 | 1 | 100 | 201 | 11 | 1 | 213 |
| Serowe | - | 1 | - | 1 | 13 | - | - | 13 | 13 | - | 3 | 16 | 4 | - | - | 4 |
| Tsabong | 3 | - | - | 3 | 8 | - | - | 8 | 19 | 3 | - | 22 | 43 | - | 5 | 48 |
| Village | 1 | - | - | 1 | 10 | 1 | - | 11 | 33 | 2 | 1 | 36 | 3 | 1 | - | 4 |
| Total | 174 | 15 | 5 | 194 | 576 | 4 | 5 | 585 | 929 | 45 | 21 | 995 | 2,217 | 110 | 42 | 2,369 |

Table 5: Total number of Offences by Magisterial Court and Sex of Accused - 2015 (cont'd)

| Magistrate Court | Offences | | | | | | | | | | | | | | | |
|------------------|---------------------------------|----------|----------|----------|---|----------|----------|------------|-------------------------------|----------|----------|------------|----------------------------|------------|-----------|--------------|
| | Kidnapping and related offences | | | | Robbery, extortion and highjacking offences | | | | Burglary and related offences | | | | Theft and related offences | | | |
| | M | F | N/S | Total | M | F | N/S | Total | M | F | N/S | Total | M | F | N/S | Total |
| Bobonong | - | - | - | - | 3 | - | - | 3 | 5 | 1 | - | 6 | 14 | 1 | - | 15 |
| Broadhurst | - | - | - | - | 63 | - | 1 | 64 | 45 | 1 | - | 46 | 118 | 12 | 3 | 133 |
| Extension Two | - | - | - | - | 37 | - | 5 | 42 | 27 | - | 2 | 29 | 239 | 12 | 10 | 261 |
| Francistown | - | - | - | - | 50 | 1 | - | 51 | 51 | - | - | 51 | 253 | 18 | 5 | 276 |
| Ghanzi | - | - | - | - | 3 | - | - | 3 | 21 | - | - | 21 | 43 | 1 | - | 44 |
| Gumare | - | - | - | - | 1 | - | - | 1 | 3 | - | - | 3 | 20 | 1 | - | 21 |
| Hukuntsi | - | - | - | - | 3 | - | - | 3 | 11 | - | - | 11 | 17 | - | - | 17 |
| Jwaneng | - | - | - | - | 3 | - | - | 3 | 10 | - | - | 10 | 37 | 2 | - | 39 |
| Kanye | - | - | - | - | 3 | - | - | 3 | 24 | - | 1 | 25 | 101 | 5 | 3 | 109 |
| Kasane | - | - | - | - | 1 | - | - | 1 | 9 | - | - | 9 | 45 | 6 | - | 51 |
| Letlhakane | - | - | - | - | 7 | - | - | 7 | 14 | - | - | 14 | 58 | 2 | - | 60 |
| Lobatse | - | - | - | - | 25 | 1 | 1 | 27 | 39 | - | - | 39 | 120 | 5 | 7 | 132 |
| Mahalapye | - | - | - | - | 16 | - | - | 16 | 28 | 1 | 1 | 30 | 51 | 1 | 3 | 55 |
| Masunga | - | - | - | - | 6 | 1 | - | 7 | 9 | 1 | - | 10 | 43 | 3 | 3 | 49 |
| Maun | - | - | - | - | - | - | - | - | 39 | 1 | - | 40 | 99 | 6 | - | 105 |
| Mochudi | - | - | - | - | 10 | - | - | 10 | 37 | 2 | 2 | 41 | 62 | 3 | 2 | 67 |
| Molepolole | - | - | - | - | 15 | - | - | 15 | 26 | - | 1 | 27 | 77 | 1 | 3 | 81 |
| Palapye | - | - | - | - | 15 | 2 | - | 17 | 11 | - | - | 11 | 52 | 6 | - | 58 |
| Ramotswa | - | - | - | - | 7 | - | - | 7 | 10 | - | 1 | 11 | 21 | - | 1 | 22 |
| Regional North | - | - | - | - | - | - | - | - | - | 1 | - | 1 | - | - | - | - |
| Regional South | - | - | - | - | 1 | - | - | 1 | - | - | - | - | - | 2 | - | 2 |
| Selebi Phikwe | 1 | - | - | 1 | 16 | - | - | 16 | 30 | 1 | - | 31 | 133 | 10 | 3 | 146 |
| Serowe | - | - | - | - | - | - | - | - | 6 | - | - | 6 | 15 | - | 1 | 16 |
| Tsabong | - | - | - | - | 4 | - | - | 4 | 3 | - | - | 3 | 14 | - | - | 14 |
| Village | - | - | - | - | 29 | - | 1 | 30 | 28 | - | 1 | 29 | 115 | 11 | 3 | 129 |
| Total | 1 | - | - | 1 | 318 | 5 | 8 | 331 | 486 | 9 | 9 | 504 | 1,747 | 108 | 47 | 1,902 |

Table 5: Total number of Offences by Magisterial Court and Sex of Accused - 2015 (cont'd)

| Magistrate Court | Offences | | | | | | | | | | | | | | | |
|------------------|---------------------------------------|-----------|-----------|------------|--------------------------|-----------|----------|------------|---------------------------------|----------|----------|-----------|---|-----------|----------|------------|
| | Fraud, deception and related offences | | | | Controlled Drug offences | | | | Weapons and explosives offences | | | | Damage to property and to the environment | | | |
| | M | F | N/S | Total | M | F | N/S | Total | M | F | N/S | Total | M | F | N/S | Total |
| Bobonong | 1 | 1 | - | 2 | 8 | 1 | - | 9 | - | - | - | - | - | - | - | - |
| Broadhurst | 3 | 3 | - | 6 | - | - | - | - | 6 | 1 | - | 7 | 9 | 2 | - | 11 |
| Extension Two | 1 | - | - | 1 | 3 | 2 | 1 | 6 | 5 | - | - | 5 | 7 | - | - | 7 |
| Francistown | 14 | 6 | 3 | 23 | 31 | 4 | - | 35 | 10 | - | - | 10 | 19 | 4 | - | 23 |
| Ghanzi | 1 | - | - | 1 | 7 | 3 | - | 10 | - | - | - | - | 8 | 1 | - | 9 |
| Gumare | - | - | - | - | 1 | 2 | - | 3 | - | - | - | - | 3 | - | - | 3 |
| Hukuntsi | - | - | - | - | 6 | 2 | - | 8 | 2 | - | - | 2 | 4 | - | - | 4 |
| Jwaneng | 1 | - | - | 1 | 19 | 2 | - | 21 | 3 | - | - | 3 | 5 | - | - | 5 |
| Kanye | - | - | - | - | 7 | 1 | - | 8 | 6 | - | 1 | 7 | 25 | 11 | - | 36 |
| Kasane | 1 | - | - | 1 | 16 | 4 | - | 20 | - | - | - | - | 1 | 1 | - | 2 |
| Letlhakane | - | - | - | - | 15 | 3 | 1 | 19 | 2 | - | - | 2 | 3 | 1 | 1 | 5 |
| Lobatse | 24 | 2 | 2 | 28 | 15 | 4 | 2 | 21 | 5 | - | - | 5 | 4 | - | - | 4 |
| Mahalapye | - | 2 | - | 2 | 1 | - | - | 1 | 2 | - | - | 2 | 2 | - | - | 2 |
| Masunga | - | - | - | - | 9 | 1 | - | 10 | 1 | - | - | 1 | 2 | - | - | 2 |
| Maun | 2 | 1 | 1 | 4 | 31 | 1 | 1 | 33 | - | - | - | - | 14 | - | 1 | 15 |
| Mochudi | 4 | - | - | 4 | 3 | - | - | 3 | - | - | - | - | 8 | - | 1 | 9 |
| Molepolole | 2 | 1 | - | 3 | 4 | 3 | - | 7 | 1 | - | - | 1 | 9 | 2 | - | 11 |
| Palapye | 3 | - | - | 3 | - | - | - | - | 1 | - | - | 1 | 4 | - | - | 4 |
| Ramotswa | 3 | - | - | 3 | 3 | - | - | 3 | 2 | - | - | 2 | 3 | - | - | 3 |
| Regional North | 2 | - | - | 2 | - | - | - | - | - | - | - | - | - | - | - | - |
| Regional South | 14 | - | - | 14 | - | - | - | - | - | - | - | - | - | - | - | - |
| Selebi Phikwe | 5 | - | - | 5 | 23 | 9 | - | 32 | 6 | - | - | 6 | 10 | - | - | 10 |
| Serowe | 1 | - | - | 1 | - | - | - | - | - | - | - | - | 3 | - | - | 3 |
| Tsabong | - | - | - | - | 6 | - | - | 6 | 19 | - | - | 19 | 5 | - | - | 5 |
| Village | 11 | 2 | 4 | 17 | 18 | 1 | - | 19 | 3 | - | - | 3 | 9 | - | - | 9 |
| Total | 93 | 18 | 10 | 121 | 226 | 43 | 5 | 274 | 74 | 1 | 1 | 76 | 157 | 22 | 3 | 182 |

Table 5: Total number of Offences by Magisterial Court and Sex of Accused - 2015 (cont'd)

| Magistrate Court | Offences | | | | | | | | | | | | | | | |
|------------------|---|-----------|----------|-----------|---------------------------|-----------|-----------|------------|---|-----------|-----------|------------|-----------------------------------|-----------|-----------|------------|
| | Public order and other social code offences | | | | Road and traffic offences | | | | Offences against government, justice procedures and organisation of crime | | | | Offences not elsewhere classified | | | |
| | M | F | N/S | Total | M | F | N/S | Total | M | F | N/S | Total | M | F | N/S | Total |
| Bobonong | - | 1 | - | 1 | 4 | - | - | 4 | 22 | - | - | 22 | 14 | - | - | 14 |
| Broadhurst | 2 | - | - | 2 | 1 | - | - | 1 | 69 | 2 | 3 | 74 | 18 | 2 | 2 | 22 |
| Extension Two | - | - | - | - | 206 | 7 | 2 | 215 | 40 | 2 | 7 | 49 | 29 | 6 | 3 | 38 |
| Francistown | 1 | 1 | - | 2 | 83 | 5 | 5 | 93 | 273 | 18 | 9 | 300 | 120 | 14 | 1 | 135 |
| Ghanzi | 1 | - | - | 1 | 14 | - | - | 14 | 19 | - | - | 19 | 37 | - | 2 | 39 |
| Gumare | - | - | - | - | 10 | - | - | 10 | 11 | - | - | 11 | 6 | - | - | 6 |
| Hukuntsi | - | - | - | - | 6 | - | - | 6 | 14 | 1 | - | 15 | 44 | 3 | - | 47 |
| Jwaneng | 5 | - | - | 5 | 7 | - | - | 7 | 20 | 1 | - | 21 | 24 | 1 | - | 25 |
| Kanye | 1 | - | - | 1 | 14 | - | 2 | 16 | 30 | - | 4 | 34 | 61 | 3 | 15 | 79 |
| Kasane | - | - | - | - | 5 | 1 | - | 6 | 28 | 1 | - | 29 | 27 | 7 | - | 34 |
| Letlhakane | - | - | - | - | 8 | - | - | 8 | 8 | - | - | 8 | 23 | 1 | - | 24 |
| Lobatse | 2 | - | - | 2 | 26 | 2 | 3 | 31 | 72 | 2 | 13 | 87 | 29 | 1 | 3 | 33 |
| Mahalapye | 2 | - | - | 2 | 16 | - | - | 16 | 18 | 2 | 1 | 21 | 12 | 1 | 1 | 14 |
| Masunga | - | - | - | - | 7 | - | - | 7 | 11 | 1 | 1 | 13 | 9 | 3 | 1 | 13 |
| Maun | 6 | 2 | - | 8 | 41 | 3 | - | 44 | 26 | 1 | 3 | 30 | 41 | 4 | - | 45 |
| Mochudi | - | - | - | - | 15 | - | - | 15 | 21 | 2 | - | 23 | 41 | 4 | - | 45 |
| Molepolole | - | - | - | - | 17 | 1 | - | 18 | 30 | 1 | - | 31 | 43 | 2 | - | 45 |
| Palapye | 2 | - | - | 2 | 57 | 4 | - | 61 | 16 | - | - | 16 | 35 | 5 | 4 | 44 |
| Ramotswa | 2 | - | - | 2 | 11 | 1 | 1 | 13 | 3 | - | - | 3 | 3 | 2 | 1 | 6 |
| Regional North | 1 | - | - | 1 | - | - | - | - | - | - | - | - | - | - | - | - |
| Regional South | - | - | - | - | - | - | - | - | 1 | - | - | 1 | - | 3 | - | 3 |
| Selebi Phikwe | 4 | - | - | 4 | 66 | 4 | - | 70 | 113 | 3 | - | 116 | 65 | 5 | 1 | 71 |
| Serowe | - | - | - | - | 5 | - | - | 5 | 10 | - | - | 10 | 14 | 2 | 1 | 17 |
| Tsabong | - | - | - | - | 15 | 1 | - | 16 | 23 | 1 | 1 | 25 | 37 | - | - | 37 |
| Village | 8 | 6 | 5 | 19 | 1 | - | - | 1 | 15 | 1 | 1 | 17 | 39 | 8 | - | 47 |
| Total | 37 | 10 | 5 | 52 | 635 | 29 | 13 | 677 | 893 | 39 | 43 | 975 | 771 | 77 | 35 | 883 |

Table 6: Total Number of Offences by Sex and Age of Accused, 2015

| | age group | | | | | | | | | | | | Total |
|---|------------|------------|------------|--------------|--------------|--------------|--------------|------------|------------|------------|------------|-----------|--------------|
| | Not Stated | 15-19 | 20-24 | 25-29 | 30-34 | 35-39 | 40-44 | 45-49 | 50-54 | 55-59 | 60-64 | 65+ | |
| Male | | | | | | | | | | | | | |
| Homicide | 3 | 4 | 30 | 44 | 45 | 21 | 12 | 6 | 4 | 1 | 3 | 1 | 174 |
| Sexual offences | 14 | 13 | 152 | 156 | 129 | 45 | 30 | 14 | 7 | 7 | 4 | 5 | 576 |
| Attempts/threats, assaults, harassments and related offences | 18 | 10 | 102 | 186 | 216 | 153 | 104 | 63 | 38 | 19 | 9 | 11 | 929 |
| Dangerous or negligent acts | 38 | 5 | 106 | 444 | 616 | 448 | 265 | 161 | 65 | 36 | 24 | 9 | 2,217 |
| Kidnapping and related offences | - | - | - | - | - | - | 1 | - | - | - | - | - | 1 |
| Robbery, extortion and high jacking offences | 3 | 3 | 58 | 107 | 91 | 38 | 12 | 3 | 2 | 1 | - | - | 318 |
| Burglary and related offences | 5 | 21 | 99 | 170 | 126 | 37 | 17 | 6 | 1 | 1 | 2 | - | 485 |
| Theft and related offences | 33 | 38 | 242 | 459 | 438 | 241 | 160 | 69 | 37 | 12 | 12 | 4 | 1,745 |
| Fraud, deception and related offences | 2 | - | - | 8 | 24 | 14 | 14 | 14 | 11 | 2 | 1 | 3 | 93 |
| Controlled drug offences | 1 | 1 | 26 | 54 | 56 | 38 | 13 | 16 | 6 | 5 | 2 | 7 | 225 |
| Weapons and explosive offences | - | - | 3 | 14 | 20 | 7 | 9 | 4 | 2 | 3 | 10 | 2 | 74 |
| Damage to property and to the environment | 4 | - | 16 | 35 | 43 | 24 | 12 | 6 | 4 | 3 | 5 | 5 | 157 |
| Public order and other social code offences | 1 | - | 1 | 12 | 8 | 3 | 4 | 5 | 2 | - | - | 1 | 37 |
| Road and traffic offences | 8 | 1 | 10 | 74 | 155 | 127 | 108 | 66 | 45 | 17 | 18 | 6 | 635 |
| Offences against government, justice procedures and organisation of crime | 18 | - | 11 | 59 | 161 | 202 | 187 | 111 | 73 | 40 | 21 | 9 | 892 |
| Offences not elsewhere classified | 31 | 6 | 52 | 100 | 178 | 144 | 104 | 53 | 29 | 41 | 17 | 15 | 770 |
| Total | 179 | 102 | 908 | 1,922 | 2,306 | 1,542 | 1,052 | 597 | 326 | 188 | 128 | 78 | 9,328 |

Table 6: Total Number of Offences by Age and Sex of Accused, 2015 (cont'd)

| | age group | | | | | | | | | | | | Total |
|---|------------|----------|-----------|------------|------------|-----------|-----------|-----------|-----------|-----------|-----------|----------|------------|
| | Not Stated | 15-19 | 20-24 | 25-29 | 30-34 | 35-39 | 40-44 | 45-49 | 50-54 | 55-59 | 60-64 | 65+ | |
| Female | | | | | | | | | | | | | |
| Homicide | 1 | 1 | 1 | 4 | 3 | 2 | - | 2 | 1 | - | - | - | 15 |
| Sexual offences | - | - | 3 | - | 1 | - | - | - | - | - | - | - | 4 |
| Attempts/threats, assaults, harassments and related offences | 1 | 1 | 5 | 11 | 9 | 4 | 5 | 4 | 3 | 2 | - | - | 45 |
| Dangerous or negligent acts | - | - | 8 | 23 | 25 | 27 | 14 | 5 | 5 | 2 | 1 | - | 110 |
| Kidnapping and related offences | - | - | - | - | - | - | - | - | - | - | - | - | - |
| Robbery, extortion and highjacking offences | - | - | - | 3 | - | - | 1 | - | - | 1 | - | - | 5 |
| Burglary ad related offences | - | - | 1 | 6 | 1 | 1 | - | - | - | - | - | - | 9 |
| Theft and related offences | 3 | - | 12 | 28 | 23 | 18 | 12 | 6 | 3 | 1 | 2 | - | 108 |
| Fraud, deception and related offences | - | - | 3 | 1 | 3 | 1 | 2 | 4 | 2 | 1 | - | 1 | 18 |
| Controlled drug offences | 1 | - | - | 7 | 9 | 2 | 4 | 6 | 3 | 7 | 2 | 2 | 43 |
| Weapons and explosive offences | - | - | - | - | - | 1 | - | - | - | - | - | - | 1 |
| Damage to property and to the environment | - | - | 1 | 2 | 1 | 2 | 2 | 3 | 2 | 5 | 2 | 2 | 22 |
| Public order and other social code offences | - | - | - | 4 | 1 | 2 | 1 | 1 | - | - | 1 | - | 10 |
| Road and traffic offences | - | 1 | - | 2 | 5 | 12 | 2 | 5 | 2 | - | - | - | 29 |
| Offences against government, justice procedures and organisation of crime | - | - | 3 | - | 13 | 8 | 4 | 4 | 3 | 2 | 1 | 1 | 39 |
| Offences not elsewhere classified | 1 | - | 5 | 14 | 14 | 19 | 7 | 6 | 3 | 3 | 5 | - | 77 |
| Total | 7 | 3 | 42 | 105 | 108 | 99 | 54 | 46 | 27 | 24 | 14 | 6 | 535 |

Table 6: Total Number of Offences by Age and Sex of Accused, 2015 (cont'd)

| | age group | | | | | | | | | | | | Total |
|---|------------|----------|----------|----------|----------|----------|----------|----------|----------|----------|----------|----------|------------|
| | Not Stated | 15-19 | 20-24 | 25-29 | 30-34 | 35-39 | 40-44 | 45-49 | 50-54 | 55-59 | 60-64 | 65+ | |
| Not Stated | | | | | | | | | | | | | |
| Homicide | 4 | - | - | - | - | 1 | - | - | - | - | - | - | 5 |
| Sexual offences | 5 | - | - | - | - | - | - | - | - | - | - | - | 5 |
| Attempts/threats, assaults, harassments and related offences | 17 | - | - | 1 | 2 | 1 | - | - | - | - | - | - | 21 |
| Dangerous or negligent acts | 35 | - | - | 3 | 2 | - | 1 | 1 | - | - | - | - | 42 |
| Kidnapping and related offences | - | - | - | - | - | - | - | - | - | - | - | - | - |
| Robbery, extortion and highjacking offences | 8 | - | - | - | - | - | - | - | - | - | - | - | 8 |
| Burglary and related offences | 9 | - | - | 1 | - | - | - | - | - | - | - | - | 10 |
| Theft and related offences | 44 | - | - | 2 | 3 | - | - | - | - | - | - | - | 49 |
| Fraud, deception and related offences | 8 | - | - | - | - | - | 2 | - | - | - | - | - | 10 |
| Controlled drug offences | 5 | - | - | - | - | - | - | 1 | - | - | - | - | 6 |
| Weapons and explosive offences | 1 | - | - | - | - | - | - | - | - | - | - | - | 1 |
| Damage to property and to the environment | 3 | - | - | - | - | - | - | - | - | - | - | - | 3 |
| Public order and other social code offences | 5 | - | - | - | - | - | - | - | - | - | - | - | 5 |
| Road and traffic offences | 10 | - | - | 1 | - | - | - | 1 | - | 1 | - | - | 13 |
| Offences against government, justice procedures and organisation of crime | 38 | - | - | - | 1 | 2 | - | 1 | 1 | - | 1 | - | 44 |
| Offences not elsewhere classified | 33 | - | 1 | 1 | - | - | 1 | - | - | - | - | - | 36 |
| Total | 225 | - | 1 | 9 | 8 | 4 | 4 | 4 | 1 | 1 | 1 | - | 258 |

Table 6: Total Number of Offences by Age and Sex of Accused, 2015 (cont'd)

| | age group | | | | | | | | | | | | Total |
|---|------------|------------|------------|--------------|--------------|--------------|--------------|------------|------------|------------|------------|-----------|-------|
| | Not Stated | 15-19 | 20-24 | 25-29 | 30-34 | 35-39 | 40-44 | 45-49 | 50-54 | 55-59 | 60-64 | 65+ | |
| All | | | | | | | | | | | | | |
| Homicide | 8 | 5 | 31 | 48 | 48 | 24 | 12 | 8 | 5 | 1 | 3 | 1 | 194 |
| Sexual offences | 19 | 13 | 155 | 156 | 130 | 45 | 30 | 14 | 7 | 7 | 4 | 5 | 585 |
| Attempts/threats, assaults, harassments and related offences | 36 | 11 | 107 | 198 | 227 | 158 | 109 | 67 | 41 | 21 | 9 | 11 | 995 |
| Dangerous or negligent acts | 73 | 5 | 114 | 470 | 643 | 475 | 280 | 167 | 70 | 38 | 25 | 9 | 2,369 |
| Kidnapping and related offences | - | - | - | - | - | - | 1 | - | - | - | - | - | 1 |
| Robbery, extortion and highjacking offences | 11 | 3 | 58 | 110 | 91 | 38 | 13 | 3 | 2 | 2 | - | - | 331 |
| Burglary and related offences | 14 | 21 | 100 | 177 | 127 | 38 | 17 | 6 | 1 | 1 | 2 | - | 504 |
| Theft and related offences | 80 | 38 | 254 | 489 | 464 | 259 | 172 | 75 | 40 | 13 | 14 | 4 | 1,902 |
| Fraud, deception and related offences | 10 | - | 3 | 9 | 27 | 15 | 18 | 18 | 13 | 3 | 1 | 4 | 121 |
| Controlled drug offences | 7 | 1 | 26 | 61 | 65 | 40 | 17 | 23 | 9 | 12 | 4 | 9 | 274 |
| Weapons and explosive offences | 1 | - | 3 | 14 | 20 | 8 | 9 | 4 | 2 | 3 | 10 | 2 | 76 |
| Damage to property and to the environment | 7 | - | 17 | 37 | 44 | 26 | 14 | 9 | 6 | 8 | 7 | 7 | 182 |
| Public order and other social code offences | 6 | - | 1 | 16 | 9 | 5 | 5 | 6 | 2 | - | 1 | 1 | 52 |
| Road and traffic offences | 18 | 2 | 10 | 77 | 160 | 139 | 110 | 72 | 47 | 18 | 18 | 6 | 677 |
| Offences against government, justice procedures and organisation of crime | 56 | - | 14 | 59 | 175 | 212 | 191 | 116 | 77 | 42 | 23 | 10 | 975 |
| Offences not elsewhere classified | 65 | 6 | 58 | 115 | 192 | 163 | 112 | 59 | 32 | 44 | 22 | 15 | 883 |
| Total | 411 | 105 | 951 | 2,036 | 2,422 | 1,645 | 1,110 | 647 | 354 | 213 | 143 | 84 | |

Table 7: Number of accused by offence, verdict and Sex - 2015

| | VERDICT | | | | | | | | | |
|---|------------|------------------------|-----------|-------------------------|--------------------------------|-----------------------------------|----------------------|---------------------|--------------|--------------|
| | Not Stated | Acquitted & Discharged | Cautioned | Committed to High Court | Convicted/ Sentencing Postpone | Dismissed for want of prosecution | Guilty and Sentenced | Stay of proceedings | Withdrawn | Total |
| Male | | | | | | | | | | |
| Attempts/threats to murder, assaults, harassments and related offences | 76 | 111 | - | 11 | - | 24 | 171 | 2 | 427 | 822 |
| Burglary and related offences | 30 | 42 | - | - | - | 10 | 79 | - | 97 | 258 |
| Controlled drug offences | 10 | 25 | - | - | - | 11 | 125 | - | 54 | 225 |
| Damage to property and to the environment | 11 | 15 | - | 1 | - | 3 | 41 | - | 61 | 132 |
| Dangerous and negligent acts | 190 | 142 | - | 3 | - | 34 | 1,305 | - | 464 | 2,138 |
| Fraud, deception and related offences | 31 | 6 | - | 3 | - | 1 | 15 | 2 | 17 | 75 |
| Homicide offences | 18 | 7 | - | 93 | - | 12 | - | 1 | 34 | 165 |
| Kidnapping and related offences | - | - | - | - | - | - | 1 | - | - | 1 |
| Offences against government, justice procedures and organisation of crime | 88 | 79 | 2 | - | - | 11 | 223 | 1 | 464 | 868 |
| Offences not elsewhere classified | 49 | 102 | 3 | 2 | - | 35 | 197 | 2 | 261 | 651 |
| Public order and other social code offences | 1 | 7 | - | 1 | - | 2 | 2 | - | 21 | 34 |
| Road and traffic offences | 53 | 71 | - | 2 | - | 8 | 301 | - | 200 | 635 |
| Robbery, extortion and highjacking offences | 14 | 47 | - | 2 | - | 22 | 34 | - | 137 | 256 |
| Sexual offences | 74 | 131 | - | 22 | - | 19 | 107 | 2 | 193 | 548 |
| Theft and related offences | 84 | 114 | - | 1 | 3 | 19 | 330 | 5 | 412 | 968 |
| Weapons and explosives offences | 7 | 11 | - | 1 | - | 4 | 23 | - | 13 | 59 |
| Not Stated | 40 | 5 | - | 1 | - | - | 10 | - | 12 | 68 |
| Total | 776 | 915 | 5 | 143 | 3 | 215 | 2,964 | 15 | 2,867 | 7,903 |

Table 7: Number of accused by offence, verdict and Sex – 2015 (cont'd)

| | VERDICT | | | | | | | | | |
|---|------------|------------------------|-----------|-------------------------|--------------------------------|-----------------------------------|----------------------|---------------------|------------|------------|
| | Not Stated | Acquitted & Discharged | Cautioned | Committed to High Court | Convicted/ Sentencing Postpone | Dismissed for want of prosecution | Guilty and Sentenced | Stay of proceedings | Withdrawn | Total |
| Female | | | | | | | | | | |
| Attempts/threats to murder, assaults, harassments and related offences | 4 | 2 | - | 3 | - | 1 | 9 | 1 | 18 | 38 |
| Burglary and related offences | - | 2 | - | - | - | - | 1 | - | 2 | 5 |
| Controlled drug offences | 1 | 5 | - | - | - | - | 27 | - | 10 | 43 |
| Damage to property and to the environment | - | 3 | - | - | - | - | 4 | - | 15 | 22 |
| Dangerous and negligent acts | 5 | 11 | 1 | - | - | - | 64 | - | 25 | 106 |
| Fraud, deception and related offences | 2 | - | - | - | - | 1 | 5 | - | 3 | 11 |
| Homicide offences | 2 | 2 | - | 8 | - | 1 | - | - | 1 | 14 |
| Kidnapping and related offences | - | - | - | - | - | - | - | - | - | - |
| Offences against government, justice procedures and organisation of crime | - | 3 | - | - | - | - | 11 | - | 24 | 38 |
| Offences not elsewhere classified | 7 | 9 | 1 | - | - | - | 32 | - | 22 | 71 |
| Public order and other social code offences | - | 2 | - | - | - | - | - | - | 7 | 9 |
| Road and traffic offences | - | 6 | - | - | - | 2 | 10 | - | 11 | 29 |
| Robbery, extortion and highjacking offences | - | 1 | - | - | 2 | - | 2 | - | - | 5 |
| Sexual offences | - | 1 | - | - | - | - | 1 | - | 2 | 4 |
| Theft and related offences | 9 | 10 | 2 | 2 | - | 2 | 31 | - | 26 | 82 |
| Weapons and explosives offences | - | - | - | - | - | - | - | - | 1 | 1 |
| Not Stated | 5 | 2 | - | - | - | - | 2 | - | 1 | 10 |
| Total | 35 | 59 | 4 | 13 | 2 | 7 | 199 | 1 | 168 | 488 |

Table 7: Number of accused by offence, verdict and Sex – 2015 (cont'd)

| | VERDICT | | | | | | | | | |
|---|------------|------------------------|-----------|-------------------------|--------------------------------|-----------------------------------|----------------------|---------------------|------------|------------|
| | Not Stated | Acquitted & Discharged | Cautioned | Committed to High Court | Convicted/ Sentencing Postpone | Dismissed for want of prosecution | Guilty and Sentenced | Stay of proceedings | Withdrawn | Total |
| Not stated | | | | | | | | | | |
| Attempts/threats to murder, assaults, harassments and related offences | 3 | 2 | - | 2 | - | - | 3 | - | 8 | 18 |
| Burglary and related offences | - | 1 | - | - | - | - | 4 | - | 1 | 6 |
| Controlled drug offences | - | - | - | - | - | - | 2 | - | 3 | 5 |
| Damage to property and to the environment | - | 1 | - | - | - | - | 1 | - | 1 | 3 |
| Dangerous and negligent acts | 3 | 1 | - | - | - | 4 | 24 | - | 7 | 39 |
| Fraud, deception and related offences | 1 | 1 | - | - | - | - | 3 | - | 1 | 6 |
| Homicide offences | - | - | - | 2 | - | - | - | - | 3 | 5 |
| Kidnapping and related offences | - | - | - | - | - | - | - | - | - | - |
| Offences against government, justice procedures and organisation of crime | 7 | 1 | - | - | - | 2 | 6 | - | 24 | 40 |
| Offences not elsewhere classified | 1 | 2 | - | - | - | 1 | 9 | - | 20 | 33 |
| Public order and other social code offences | - | - | - | - | - | - | - | - | 5 | 5 |
| Road and traffic offences | 1 | 2 | - | - | - | 1 | 6 | - | 3 | 13 |
| Robbery, extortion and highjacking offences | 1 | - | - | - | - | 1 | - | - | 6 | 8 |
| Sexual offences | - | 2 | - | - | - | - | - | - | 3 | 5 |
| Theft and related offences | 9 | 1 | - | - | - | 1 | 6 | - | 13 | 30 |
| Weapons and explosives offences | - | - | - | - | - | - | - | - | - | - |
| Not Stated | 27 | - | - | 1 | - | 1 | 7 | - | 8 | 44 |
| Total | 53 | 14 | - | 5 | - | 11 | 71 | - | 106 | 260 |

Table 7: Number of accused by offence, verdict and Sex – 2015 (cont'd)

| | VERDICT | | | | | | | | | |
|---|------------|------------------------|-----------|-------------------------|--------------------------------|-----------------------------------|----------------------|---------------------|--------------|--------------|
| | Not Stated | Acquitted & Discharged | Cautioned | Committed to High Court | Convicted/ Sentencing Postpone | Dismissed for want of prosecution | Guilty and Sentenced | Stay of proceedings | Withdrawn | Total |
| All Sexes | | | | | | | | | | |
| Attempts/threats to murder, assaults, harassments and related offences | 83 | 115 | - | 16 | - | 25 | 183 | 3 | 453 | 878 |
| Burglary and related offences | 30 | 45 | - | - | - | 10 | 84 | - | 100 | 269 |
| Controlled drug offences | 11 | 30 | - | - | - | 11 | 154 | - | 67 | 273 |
| Damage to property and to the environment | 11 | 19 | - | 1 | - | 3 | 46 | - | 77 | 157 |
| Dangerous and negligent acts | 198 | 154 | 1 | 3 | - | 38 | 1,393 | - | 496 | 2,283 |
| Fraud, deception and related offences | 34 | 7 | - | 3 | - | 2 | 23 | 2 | 21 | 92 |
| Homicide offences | 20 | 9 | - | 103 | - | 13 | - | 1 | 38 | 184 |
| Kidnapping and related offences | - | - | - | - | - | - | 1 | - | - | 1 |
| Offences against government, justice procedures and organisation of crime | 95 | 83 | 2 | - | - | 13 | 240 | 1 | 512 | 946 |
| Offences not elsewhere classified | 57 | 113 | 4 | 2 | - | 36 | 238 | 2 | 303 | 755 |
| Public order and other social code offences | 1 | 9 | - | 1 | - | 2 | 2 | - | 33 | 48 |
| Road and traffic offences | 54 | 79 | - | 2 | - | 11 | 317 | - | 214 | 677 |
| Robbery, extortion and highjacking offences | 15 | 48 | - | 2 | 2 | 23 | 36 | - | 143 | 269 |
| Sexual offences | 74 | 134 | - | 22 | - | 19 | 108 | 2 | 198 | 557 |
| Theft and related offences | 102 | 125 | 2 | 3 | 3 | 22 | 367 | 5 | 451 | 1,080 |
| Weapons and explosives offences | 7 | 11 | - | 1 | - | 4 | 23 | - | 14 | 60 |
| Not Stated | 72 | 7 | - | 2 | - | 1 | 19 | - | 21 | 122 |
| Total | 864 | 988 | 9 | 161 | 5 | 233 | 3,234 | 16 | 3,141 | 8,651 |

Table A8: Percentage distribution of accused by offence and verdict - 2015

| | VERDICT | | | | | | | | | Total |
|---|-------------|------------------------|------------|-------------------------|---------------------------------|-----------------------------------|----------------------|---------------------|-------------|--------------|
| | Not Stated | Acquitted & Discharged | Cautioned | Committed to High Court | Convicted/ Sentencing Postponed | Dismissed for want of prosecution | Guilty and sentenced | Stay of proceedings | Withdrawn | |
| Offences | | | | | | | | | | |
| Attempts/threats to murder, assaults, harassments and related offences | 1.0 | 1.3 | - | 0.2 | - | 0.3 | 2.1 | 0.0 | 5.2 | 10.1 |
| Burglary and related offences | 0.3 | 0.5 | - | - | - | 0.1 | 1.0 | - | 1.2 | 3.1 |
| Controlled drug offences | 0.1 | 0.3 | - | - | - | 0.1 | 1.8 | - | 0.8 | 3.2 |
| Damage to property and to the environment | 0.1 | 0.2 | - | 0.0 | - | 0.0 | 0.5 | - | 0.9 | 1.8 |
| Dangerous and negligent acts | 2.3 | 1.8 | 0.0 | 0.0 | - | 0.4 | 16.1 | - | 5.7 | 26.4 |
| Fraud, deception and related offences | 0.4 | 0.1 | - | 0.0 | - | 0.0 | 0.3 | 0.0 | 0.2 | 1.1 |
| Homicide offences | 0.2 | 0.1 | - | 1.2 | - | 0.2 | - | 0.0 | 0.4 | 2.1 |
| Kidnapping and related offences | - | - | - | - | - | - | 0.0 | - | - | 0.0 |
| Offences against government, justice procedures and organisation of crime | 1.1 | 1.0 | 0.0 | - | - | 0.2 | 2.8 | 0.0 | 5.9 | 10.9 |
| Offences not elsewhere classified | 0.7 | 1.3 | 0.0 | 0.0 | - | 0.4 | 2.8 | 0.0 | 3.5 | 8.7 |
| Public order and other social code offences | 0.0 | 0.1 | - | 0.0 | - | 0.0 | 0.0 | - | 0.4 | 0.6 |
| Road and traffic offences | 0.6 | 0.9 | - | 0.0 | - | 0.1 | 3.7 | - | 2.5 | 7.8 |
| Robbery, extortion and highjacking offences | 0.2 | 0.6 | - | 0.0 | 0.0 | 0.3 | 0.4 | - | 1.7 | 3.1 |
| Sexual offences | 0.9 | 1.5 | - | 0.3 | - | 0.2 | 1.2 | 0.0 | 2.3 | 6.4 |
| Theft and related offences | 1.2 | 1.4 | 0.0 | 0.0 | 0.0 | 0.3 | 4.2 | 0.1 | 5.2 | 12.5 |
| Weapons and explosives offences | 0.1 | 0.1 | - | 0.0 | - | 0.0 | 0.3 | - | 0.2 | 0.7 |
| Not Stated | 0.8 | 0.1 | - | 0.0 | - | 0.0 | 0.2 | - | 0.2 | 1.4 |
| | - | - | - | - | - | - | - | - | - | - |
| Total | 10.0 | 11.4 | 0.1 | 1.9 | 0.1 | 2.7 | 37.4 | 0.2 | 36.3 | 100.0 |

Table 9: Number of Accused by plea entered and verdict -2015

| | VERDICT | | | | | | | | | Total |
|----------------|------------|------------------------|-----------|-------------------------|--------------------------------|-----------------------------------|----------------------|---------------------|--------------|--------------|
| | Not Stated | Acquitted & Discharged | Cautioned | Committed to High Court | Convicted/ Sentencing Postpone | Dismissed for want of prosecution | Guilty and Sentenced | Stay of proceedings | Withdrawn | |
| Plea | | | | | | | | | | |
| Not Stated | 195 | 10 | - | 3 | - | 6 | 32 | - | 52 | 298 |
| Guilty | 133 | 87 | 3 | 1 | 16 | 16 | 2,149 | 1 | 337 | 2,743 |
| Not applicable | 45 | 46 | - | 3 | - | 37 | 26 | - | 397 | 554 |
| Not Guilty | 317 | 737 | 6 | 29 | 18 | 105 | 804 | 9 | 1,439 | 3,464 |
| Not yet taken | 9 | 1 | - | - | - | - | 3 | - | 15 | 28 |
| Reserved | 165 | 148 | - | 125 | 1 | 71 | 75 | 7 | 972 | 1,564 |
| Total | 864 | 1,029 | 9 | 161 | 35 | 235 | 3,089 | 17 | 3,212 | 8,651 |

Table 10 : Number of accused by verdict and sentence received - 2015

| | Not stated | Probation | Corporal with suspended | Corporal Punishment | Custodial and Suspended Sentence | Custodial Sentence | Custodial with corporal punish | Discharged | Extra Mural | Fine | Fine with Custodial Sentence | Fine with Suspended | Suspended Sentence | |
|-----------------------------------|--------------|-----------|-------------------------|---------------------|----------------------------------|--------------------|--------------------------------|------------|-------------|--------------|------------------------------|---------------------|--------------------|--------------|
| Verdict | | | | | | | | | | | | | | |
| Not stated | 864 | - | - | - | - | - | - | - | - | - | - | - | - | 864 |
| Acquitted & Discharged | 988 | - | - | - | - | - | - | - | - | - | - | - | - | 988 |
| Cautioned | 9 | - | - | - | - | - | - | - | - | - | - | - | - | 9 |
| Committed to High Court | 161 | - | - | - | - | - | - | - | - | - | - | - | - | 161 |
| Convicted/ Sentencing Post-poned | 5 | - | - | - | - | - | - | - | - | - | - | - | - | 5 |
| Dismissed for want of prosecution | 233 | - | - | - | - | - | - | - | - | - | - | - | - | 233 |
| Guilty and Sentenced | 489 | 2 | 115 | 46 | 118 | 399 | 45 | 2 | 1 | 1,446 | 38 | 251 | 282 | 3,234 |
| Stay of proceedings | 16 | - | - | - | - | - | - | - | - | - | - | - | - | 16 |
| Withdrawn | 3,141 | - | - | - | - | - | - | - | - | - | - | - | - | 3,141 |
| Total | 5,906 | 2 | 115 | 46 | 118 | 399 | 45 | 2 | 1 | 1,446 | 38 | 251 | 282 | 8,651 |

Table 11 : Number of cases by verdict and length of time elapsed from initial filing to final decision - 2015

| | Elapsed time | | | | | | | Not stated | Total |
|-----------------------------------|--------------|--------------|--------------|------------|------------|--------------|------------|--------------|-------|
| | 1-30 | 31-90 | 91-180 | 181-270 | 271-365 | 366+ | | | |
| Not stated | 103 | 88 | 79 | 77 | 54 | 164 | 101 | 666 | |
| Acquitted & Discharged | 60 | 89 | 102 | 114 | 84 | 307 | 14 | 770 | |
| Cautioned | 1 | - | 1 | 1 | 2 | 1 | - | 6 | |
| Committed to High Court | 19 | 16 | 9 | 9 | 10 | 72 | 9 | 144 | |
| Convicted/ Sentencing Postpone | - | 1 | - | 1 | - | 1 | - | 3 | |
| Dismissed for want of prosecution | 11 | 39 | 19 | 23 | 10 | 59 | 9 | 170 | |
| Guilty and Sentenced | 768 | 656 | 392 | 239 | 133 | 542 | 136 | 2,866 | |
| Stay of proceedings | 1 | 3 | 2 | 1 | 2 | 4 | - | 13 | |
| Withdrawn | 328 | 381 | 404 | 297 | 265 | 740 | 135 | 2,550 | |
| Total | 1,291 | 1,273 | 1,008 | 762 | 560 | 1,890 | 404 | 7,188 | |

Appendix B

CRIME STATISTICS CLASSIFICATION CODES

01 HOMICIDE OFFENCES

0101 MURDER/MANSLAUGHTER/INFANTICIDE

- 0111 Murder
 - 0112 Manslaughter
 - 0113 Infanticide
- #### 0102 DANGEROUS DRIVING LEADING TO DEATH
- 0121 Manslaughter (traffic fatality)
 - 0122 Dangerous driving causing death
 - 0123 Causing death by drunken driving

02 SEXUAL OFFENCES

021 RAPE AND SEXUAL ASSAULT

- 0211 Rape of a male or female
- 0212 Defilement of a boy or girl less than 17 years old
- 0213 Sexual offence involving mentally impaired person
- 0214 Aggravated sexual assault
- 0215 Sexual assault (not aggravated)

022 OTHER SEXUAL OFFENCES

- 0221 Incest
- 0222 Child pornography offences
- 0223 Child pornography - obstruction of warrant
- 0224 Gross indecency
- 0225 Attempted Rape

03 ATTEMPTS/THREATS TO MURDER, ASSAULTS, HARASSMENTS AND RELATED OFFENCES

031 ATTEMPTS/THREATS TO MURDER

- 0311 Murder-attempt
- 0312 Murder-threat (threat to kill)

0320 ASSAULTS

- 03201 Assault causing harm
- 03202 Poisoning
- 03203 Assault or obstruction of Garda/official, resisting arrest
- 03204 Minor assault
- 03205 Indecent assault on boy(s) under 14 years
- 03206 Indecent assault on females
- 03207 Assault O.A.B.H
- 03208 Assault common
- 03209 Common nuisance
- 03210 Other assaults
- 03211 Grievous harm
- 03212 Assault Police Officer
- 0330 03213 Assaulting person on duty

HARASSMENT AND RELATED OFFENCES

- 03301 Harassment, stalking, threats
- 03302 Coercion
- 03303 Menacing phone calls
- 03304 Incitement to hatred offences
- 03305 Demanding payment of debt causing alarm
- 03306 Use of insulting language

- 04 DANGEROUS OR NEGLIGENT ACTS**
 - 0410 DANGEROUS OR NEGLIGENT OPERATION OF A VEHICLE**
 - 04101 Dangerous driving causing serious bodily harm
 - 04102 Driving/In charge of a vehicle while over legal alcohol limit
 - 04103 Driving/In charge of a vehicle under the influence of drugs
 - 04104 Dangerous/careless driving and motorway offences
 - 04105 Speeding
 - 04106 Causing death by leaving motor vehicle on a road
 - 0420 042 OTHER DANGEROUS OR NEGLIGENT ACTS**
 - 04201 Endangerment with potential for serious harm/death
 - 04202 Abandoning a child, child neglect and cruelty
 - 04203 Unseaworthy/Dangerous use of boat or ship
 - 04204 False alarm/Interference with aircraft or air transport facilities
 - 04205 Endangering traffic offences
 - 04206 Reckless and Negligent Acts
- 05 KIDNAPPING AND RELATED OFFENCES**
 - 0510 051 FALSE IMPRISONMENT, ABDUCTION**
 - 05101 False Imprisonment
 - 05102 Abduction of person under 16 years of age
 - 05103 Abduction
- 06 ROBBERY, EXTORTION AND HIGHJACKING OFFENCES**
 - 0610 ROBBERY**
 - 06101 Robbery of an establishment or institution
 - 06102 Robbery of cash or goods in transit
 - 06103 Robbery from the person
 - 06104 Armed Robbery
 - 06105 Attempted Robbery
 - 0620 EXTORTION OFFENCES**
 - 06201 Blackmail, extortion
 - 0630 HIJACKING OFFENCES**
 - 06301 Carjacking, high jacking/unlawful seizure of aircraft/vessel
- 07 BURGLARY AND RELATED OFFENCES**
 - 0710 BURGLARY**
 - 07101 Aggravated burglary
 - 07102 Burglary (not aggravated)
 - 07103 Possession of an article (with intent to burgle, steal, demand)
 - 07104 Burglary and theft
 - 07105 Burglary
- 08 THEFT AND RELATED OFFENCES**
 - 0810 THEFT/TAKING OF VEHICLE AND RELATED OFFENCES**
 - 08101 Theft/Unauthorized taking of vehicle
 - 08102 Interfering with vehicle (with intent to steal item or vehicle)
 - 08103 Theft of a motor vehicle
 - 08104 Theft of a motor vehicle using violence
 - 08105 Theft of a motor vehicle using offensive weapon or firearms or threatening to use them
 - 08106 Dealing in stolen motor vehicle or parts thereof
 - 08107 Failure to report suspected stolen vehicle by motor dealer
 - 08108 Selling or receiving a motor vehicle without document effecting such sale
 - 08109 Failing to issue a declaration or certificate being a motor vehicle dealer
 - 08110 Failing to present declaration or certificate being a motor vehicle purchaser
 - 08111 Tempering with motor vehicle (Conceal or disguise identification)
 - 08112 Failure to report the alteration or change of colour of a motor vehicle at registration office for amendment

- 08113 Driving motor vehicle without number plates or without satisfactory explanation
- 08114 Manufacturing instruments which may be in the commission of offence
- 08115 Making number plates or key for a person without seeing any identification for that person
- 08116 Breaking into motor vehicle
- 08117 Attempting to steal a motor vehicle
- 08118 Attempting to receive a stolen motor vehicle
- 08119 Conspiring with any other person in the commission of the offence
- 08120 Selling or assisting to sell a motor vehicle having reason to believe it is stolen

0820 THEFT (NOT VEHICLE)

- 08201 Theft from person
- 08202 Theft from shop
- 08203 Theft from vehicle
- 08204 Theft/Unauthorized taking of a pedal cycle
- 08205 Theft of, or interference with, mail, postal matter
- 08206 Theft of other property
- 08207 Theft common
- 08208 Store breaking and theft
- 08209 Theft by agent
- 08210 Theft by person in public service
- 08211 Theft by servant and clerk
- 08212 Theft from a person
- 08213 Theft of a postal matter
- 08214 House breaking and theft
- 08215 Stealing goods in transit

0830 HANDLING STOLEN PROPERTY

- 08301 Handling/ carrying or possession of stolen property
- 08302 In possession of property stolen outside Botswana
- 08303 Receiving stolen property

09 FRAUD, DECEPTION AND RELATED OFFENCES

0910 FRAUD, FORGERY AND FALSE INSTRUMENT OFFENCES

- 09101 Fraud, deception, false pretence offences
- 09102 Forging an instrument to defraud
- 09103 Possession of an article for use in fraud, deception or extortion
- 09104 Falsification of accounts
- 09105 Offences under the Companies Act
- 09106 Offences under the Investment Intermediaries Act
- 09107 Offences under the Stock Exchange Act
- 09108 Forging licenses
- 09109 Forgery and uttering
- 09110 Making documents without authority
- 09111 Alter document without authority

0920 OTHER FRAUD

- 09201 Money laundering
- 09202 Embezzlement
- 09203 Fraud against the country
- 09204 Importation/Sale/Supply of tobacco
- 09205 Fraudulent appropriation of power

0930 COUNTERFEITING CURRENCY AND RELATED OFFENCES

09301 Counterfeiting notes and coins

0940 CORRUPTION

09401 Corruption (involving public office holder)

09402 Official corruption

09403 Removal of property under lawful seizure

10 CONTROLLED DRUG OFFENCES

1010 IMPORTATION/MANUFACTURE OF DRUGS

10101 Importation of drugs

10102 Cultivation or manufacture of drugs

1020 POSSESSION OF DRUGS

10201 Possession of drugs for sale or supply

10202 Possession of drugs for personal use

1030 OTHER DRUG OFFENCES

10301 Forged or altered prescription offences

10302 Failure to produce order, prescription, or drug book for inspection

10303 Possessing or using a habit forming drug

10304 Failure to comply with conditions of drug permit or license

10305 Dealing in habit forming drugs

10306 Obstruction under the Drugs Act

10307 Cause death through intoxicating drugs

11 WEAPONS AND EXPLOSIVES OFFENCES

1110 EXPLOSIVES, CHEMICAL WEAPONS OFFENCES

11101 Causing an explosion

11102 Making of explosives

11103 Possession of explosives

11104 Chemical weapons offences

1120 FIREARMS OFFENCES

11201 Discharging a firearm

11202 Going armed in public

11203 Owning an arm without license

11204 Failure to comply with the demands of production of arm license or certificate

11205 Dangerous acts with arms

11206 Having in possession arms or ammunition while convicted of offence under this act

11207 Making false statement for the purpose of procuring registration as an arm dealer

11208 Making false entry in an arm dealers registry

11209 Failing to keep an arm or ammunition under safe custody

11210 Failure to report lost or stolen arm/ammunition

11211 Importing arms or ammunition without permit

11212 Exporting arms or ammunition without permit

11213 Possessing unregistered arms or ammunitions

11214 Selling arm or ammunition

11215 Disposing arms or ammunitions

11216 Transferring arms or ammunitions

11217 Manufacturing arms or ammunitions without Manufacturer' license

11218 Possessing special types of arms or ammunition

11219 Importing arms or ammunitions of war without permit

11220 Possessing unregistered arms or ammunition of war without permit

11221 Owning an arm or ammunition of war/arm without license

11222 Use of arms to resist arrest

- 1130 **OFFENSIVE WEAPONS OFFENCES (NEC)**
 - 11301 Possession of offensive weapons (not firearms)
- 1140 **FIREWORKS OFFENCES**
 - 11401 Fireworks Offences (for sale, IGNITING etc.)
- 12 **DAMAGE TO PROPERTY AND TO THE ENVIRONMENT**
 - 1210 **CRIMINAL DAMAGE**
 - 12101 Arson
 - 12102 Criminal damage (not arson)
 - 12103 Malicious injury to property
 - 1220 **ENVIRONMENTAL DAMAGE**
 - 12201 Litter offences
- 13 **PUBLIC ORDER AND OTHER SOCIAL CODE OFFENCES**
 - 1310 **DISORDERLY CONDUCT**
 - 13101 Affray/Riot/Violent disorder
 - 13102 Public order offences
 - 13103 Drunkenness offences
 - 13104 Air rage-disruptive or drunken behaviour on aircraft
 - 1320 **TRESPASS OFFENCES**
 - 13201 Forcible entry and occupation (not burglary)
 - 13202 Trespass on lands or enclosed areas
 - 13203 Criminal trespass
 - 1330 **LIQUOR LICENSING OFFENCES**
 - 13301 Failure to keep register being a hotel liquor license premises
 - 13302 Carrying on other businesses on licensed premises
 - 13303 Altering licensed premises without approval by the licensing authority
 - 13304 Selling intoxicating liquor without license
 - 13305 Selling liquor to young persons
 - 13306 Obstructing a health inspector to carry out his/her duty
 - 13307 Selling intoxicating liquor to a drunken person
 - 13308 Procuring drink for drunken person
 - 13309 Making a false entry or statement in a hotel register
 - 13310 Departing from licensed premises without paying
 - 13311 Drinking liquor in a bottle store or on a prohibited area
 - 13312 Failure to provide meals and accommodation being a hotel keeper
 - 13313 Obstruct/resist licensed premises to be closed by authorised person
 - 13314 Refusing to leave licensed premises
 - 13315 Adulterating liquor
 - 13316 Permitting licensed premises to be a brothel
 - 13317 Making business or trading without a license/certificate
 - 13318 Willingly making a false statement in a document
 - 13319 Keeping wholesale quantities of intoxicating liquor on licensed premises
 - 13320 Other Liquor licensing offences
 - 13321 Other Registered clubs offences
 - 13322 Other restaurant offences
 - 13323 Operating beyond stipulated hours

- 1340 PROSTITUTION OFFENCES**
 13401 Brothel keeping
 13402 Organization of prostitution
 13403 Prostitution, including soliciting etc.
- 1350 REGULATED BETTING/MONEY, COLLECTION/TRADING OFFENCES**
 13501 Offences under the Betting Acts
 13502 Collecting money without permit, unauthorized collection
 13503 Offences under Gaming and Lotteries Acts
 13504 Permit/License offences for casual/street trading
- 1360 SOCIAL CODE OFFENCES (NEC)**
 13601 Bestiality
 13602 Indecency
 13603 Allowing a child (under 16 years) to beg
 13604 Bigamy
 13605 Begging
 13606 Rogues and vagabonds
- 14 ROAD AND TRAFFIC OFFENCES (NEC)**
- 1410 DRIVING LICENCE/INSURANCE OFFENCES**
 14101 Driving license-failure to have, produce, etc.
 14102 Insurance-failure to have, produce, display, etc.
 14103 Driving an unlicensed motor vehicle.
 14104 Failure to display road license.
- 1420 VEHICLE TAX/REGISTRATION OFFENCES**
 14201 Owning or driving unregistered motor vehicle
 14202 Misuse of Trade License
 14203 Failure to comply with conditions of motor dealer's license
- 1430 ROADWORTHINESS/REGULATORY OFFENCES**
 14301 Misuse of trailers, weight and other offences
 14302 Obstruction under Road Traffic Acts
 14303 Driving motor vehicle with worn out tires
 14304 Driving motor vehicle with insufficient hand brake
 14305 Driving motor vehicle with insufficient foot brake
 14306 Drawing a trailer with inefficient braking foot brake
 14307 Drawing motor vehicle not equipped with mudguard
 14308 Driving motor vehicle with defective warning device
 14309 Riding a bicycle with defective warning device
 14310 Driving motor vehicle with shattered windscreen
 14311 Driving motor vehicle with defective wipers
 14312 Driving motor vehicle without mirrors, speedometer, fuel cap
 14313 Driving motor vehicle with defective head lamps
 14314 Driving motor vehicle with defective park lamps
 14315 Driving motor vehicle with defective rear/tail lamps
 14316 Driving motor vehicle with defective stop lights
 14317 Driving motor vehicle with defective registration lamps
 14318 Riding a bicycle at night without lamps
 14319 Operating an animal drawn vehicle without a lamp
 14320 Driving a motor vehicle with defective indicator
 14321 Driving a motor vehicle with height exceeding 4.1 meters
 14322 Riding bicycle on a dangerous position
 14323 Failure to keep record of the driver
 14324 Spanning more than two donkeys abreast

- 14325 Walking along / across the road in a dangerous manner
- 14326 Making noise / sounding instrument for the purpose of touting
- 14327 Permitting incompetent person to drive animal drawn vehicle
- 14328 Leaving animal drawn vehicle unattended
- 14329 Failure to stop at a level crossing
- 14330 Failure to close the gate
- 14331 Un gazetted identification plates
- 14332 Carrying passengers while a learner
- 14333 Failure to display red letter L
- 14334 Failure to obey warning sign on projecting loads overloading goods
- 14335 Carrying goods or passengers in a manner likely to obscure driver's view.
- 14336 Driving motor vehicle exceeding 10.5 meters during prohibited hours
- 14337 Failure to wear a protective helmet
- 14338 Failure to display number plates
- 14339 Driving a motor unaccompanied whilst a learner
- 14340 Permitting unlicensed person to drive
- 14341 Carrying a passenger, animal or article in front of a motor cycle driver
- 14342 Riding a motor vehicle in a dangerous position
- 14343 Causing damage to a motor vehicle
- 14344 Tampering with a motor vehicle
- 14345 Taking a motor vehicle without authority
- 14346 Leaving a motor vehicle unattended
- 14347 Obstructing a police officer
- 14348 Applying for a license without disclosing endorsement
- 14349 Failure to obey police direction or signal
- 14350 Failure to obey traffic signs or signals
- 14351 Careless driving (other vehicles)
- 14352 Reckless Driving (other vehicles)
- 14353 Drunken driving of other vehicles (not motor vehicles)
- 14354 Fraudulent use of imitated plates document or mark
- 14355 Giving false information to public servant
- 14356 Failure to stop and report an accident
- 14357 Failure to provide breath or blood specimen
- 14358 Leaving cattle unattended on main road
- 14359 Playing games obstructing road ushers
- 14360 Lead, drive animal or vehicle on foot path
- 14361 Fraudulent application for driving license
- 14362 Failure to stop and report a fatal accident
- 14363 In charge of a motor vehicle whilst unfit through drinks
- 14364 Reckless drinking (motor vehicle)
- 14365 Using a motor vehicle in such condition as to constitute danger to the public
- 14366 Traffic in obscene publication
- 14367 Driving while disqualified
- 14368 Other road offences
- 14369 Careless and inconsiderate Driving

1440 ROAD TRANSPORT/PUBLIC SERVICE VEHICLE OFFENCES

- 14401 Road Transport - carriage of goods offences
- 14402 Overloading passengers in a P.S.V
- 14403 Using a P.S.V without a P.S.V driving license
- 14404 Operating P.S.V in unhygienic condition
- 14405 Driving a P.S.V without a fire extinguisher
- 14406 Conducting without conducting P.S.V
- 14407 Driving P.S.V without P.S.V driving license
- 14408 Driving P.S.V without due care and attention
- 14409 P.S.V reckless driving

- 14410 Disobeying P.S.V. driver /conductor not to enter because it is full
- 14411 Public Service Vehicle offences
- 14412 Light rail offences (Luau)

15 OFFENCES AGAINST GOVERNMENT, JUSTICE PROCEDURES AND ORGANISATION OF CRIME

1510 OFFENCES AGAINST GOVERNMENT AND ITS AGENTS

- 15101 Treason
- 15102 Breaches of Offences Against the State Acts
- 15103 Breaches of Official Secrets Act
- 15104 Impersonating member of An Garda Síochána
- 15105 Electoral offences including personation
- 15106 Public mischief-annoying phone calls, wasting police time
- 15107 Criminal Assets Bureau offences
- 15108 Non-compliance with Garda direction
- 15109 Destruction of statutory document
- 15110 Traffic in obscene publication
- 15111 Abuse of office
- 15112 False assumption of authority
- 15113 False information to a public officer
- 15114 Personating persons employed in public service
- 15115 Tampering with public officers
- 15116 Undermining authority of a public service
- 15117 Refusal to be searched by authorized person
- 15118 Holding any interest without permission from the minister
- 15119 Possession of stamp dye
- 15120 Wearing nurses uniform
- 15121 Failure to disclose conflict of interest
- 15122 Failure to explain standard of living/possession of unexplained property
- 15123 Failure to pay compensation/wages
- 15124 Failure to provide necessities

1520 ORGANISATION OF CRIME AND CONSPIRACY TO COMMIT CRIME

- 15201 Criminal organization offences (organized crime)
- 15202 Conspiracy to commit a crime

1530 PERVERTING THE COURSE OF JUSTICE

- 15301 Perjury
- 15302 Interfering with a jury (embracery)
- 15303 Assisting offenders
- 15304 Public mischief, pervert course of justice, conceal offence
- 15305 Obstructing court officers
- 15306 Destroying evidence
- 15307 Interfering with a witness

1540 OFFENCES WHILE IN CUSTODY AND RELATED OFFENCES

- 15401 Escape or help to escape from custody
- 15402 Prison offences
- 15403 Attempt from lawful custody

1550 BREACH OF JUSTICE/COURT ORDER

- 15501 Breach of Domestic Violence Order (protection, safety, barring)
- 15502 Breach of the peace
- 15503 Breach of bail

- 15504 Failure to comply under Sex Offenders Act
- 15505 Breach of order under Family Law Act
- 15506 Dealing in any assets subject to an order of the court
- 15507 Other failure to comply with court order, jury summons, warrant etc.
- 16 OFFENCES NOT ELSEWHERE CLASSIFIED (NEC)**
- 1610 IMPORTATION/CONTROL/WELFARE OF ANIMALS OFFENCES**
 - 16101 Illegal importation of animals
 - 16102 Control of horses offences
 - 16103 Dog ownership offences (license, control etc.)
 - 16104 Injuring animals
 - 16105 Killing animals with intent to steal
 - 16106 Unlawful wounding
 - 16107 Offences against animals
 - 16108 Non-reporting of matimela
 - 16109 Unlawful importation or possession on acquisition of ivory
- 1620 FISHERIES/MARITIME OFFENCES**
 - 16201 Breaches of fishing quota/related regulation
- 1630 USE OF DATA, ELECTRONIC COUNTERFEIT AND BROADCASTING OFFENCES**
 - 16301 Unauthorized accessing of data
 - 16302 Recording, possession, distribution of counterfeit material
 - 16303 Unauthorized broadcasting and illegal signal reception
- 1640 IMMIGRATION OFFENCES/ CARRIER LIABILITIES**
 - 16401 Overstaying in Botswana
 - 16402 Making a contradictory statement for the purpose of entering Botswana
 - 16403 Unlawful entry in Botswana
 - 16404 Failure to comply with visit conditions
 - 16405 Failure to transmit residential permit to the board
 - 16406 Failure to transmit residential permit to the minister
 - 16407 Re- entering Botswana as a prohibited immigrant
 - 16408 Aiding or abetting unlawful entry
 - 16409 Forging certificates or documents for the purpose of entering Botswana
 - 16410 Uttering or using false certificate or document for the purpose of entering Botswana
 - 16411 Unlawful possession of residential permit
 - 16412 Delivering residential permit, passport or other I.D document for the use by other person
 - 16413 Forging or altering unlawfully a residential permit, passport or any I.D document
- 1650 STOCK THEFT**
 - 16501 Duty to ascertain bonafides of seller of stock
 - 16502 Trespass with intent to steal
 - 16503 Night delivery of stock
 - 16504 Making false statement in a certificate
 - 16505 Failure to produce removal certificate
 - 16506 Tampering with stock or produce
 - 16507 Possession of stolen stock
 - 16508 Dealing in stolen stock or produce
 - 16509 Stealing stock or produce
- 1660 PRECIOUS STONES OFFENCES**
 - 16601 Failure to report discovery of precious stones
 - 16602 Entering any protection area when the exclusion order is still in force
 - 16603 Making false statement in order to apply for dealers license or permit
 - 16604 Signing false notes of sale and purchase
 - 16605 Dealing in rough or uncut precious stone to keep register of transaction
 - 16606 Failure to deliver picked or found precious stone to the police station
 - 16607 Dealing in precious stones during night time, Sunday or holidays
 - 16608 Making false declaration of discovery of precious stones
 - 16609 Placing of precious stones where not naturally found
 - 16610 Unlawful dealing in and possession of rough or uncut precious stones
 - 16611 Purchases from or sale to unauthorized person

16612 Failure to report imported precious stone in the district

16613 Unlawful mining

1670 MISCELLANEOUS OFFENCES

16701 Abortion

16702 Procuring or assisting in abortion

16703 Concealment of birth

16704 Destroying/Disposing of a dead body

16705 Pawn broking offences

16706 Offences in connection with rail travel

16707 Employment permit offences (relating to non-Batswana national)

16708 Idle and disorderly person

16711 Cheating

16712 Entering dwelling with intent to commit offence

16713 Obtaining by false pretences

16715 Attempt to commit an offence

16716 Unnatural offence

16717 Accessory after fact

16718 Demanding property with menace

16719 Attempt to procure abortion

16720 Attempt to commit unnatural offence

16721 Issuing cheque with no funds



ISBN: 978-99968-485-6-8