

STATISTICS BOTSWANA

CRIME STATISTICS REPORT 2014

STATISTICS BOTSWANA

Copyrights © Statistics Botswana 2016



Statistics Botswana. Private Bag 0024 Botswana
Tel: (267) 367 1300. **Fax:** (267) 395 2201. **Email:** info@statsbots.org.bw **Website:** www.cso.gov.bw



CRIME STATISTICS REPORT 2014

Published by

Statistics Botswana
Private bag 0024, Gaborone
Website: www.cso.gov.bw
E-mail: info@statsbots.org.bw

Contact: : **Crime, Civil and Vital Unit**
Census and Demography Division

Tel: (267)3671300

(267)3718148

Fax: (267) 3952201

May 2016

COPYRIGHT RESERVED

Extracts may be published if source
is duly acknowledged

ISBN

Preface

This is the fifth report produced by Statistics Botswana on Crime statistics. It provides findings of the 2014 decided criminal cases from all Magistrates Courts in Botswana.

The report is based on data obtained from all twenty magisterial courts in Botswana. The analysis is only focused on decided criminal cases and excludes other cases such as civil and matrimonial cases and all pending cases. The crime classification used in the analysis of the data was adopted from the Irish Crime classification and adapted for the Botswana situation. Data was sourced electronically from the Case Information Management System (CIMS), from Gaborone High Court, it was then edited, coded, tabulated, analysed and the final report was produced.

This report has an introductory background followed by discussion of findings, conclusion, tables and crime classification schedule appended at the end. For analysis, offences were classified into broader Crime Classifications as follows; homicide, sexual, threat to murder, dangerous or negligent acts, kidnapping, robbery, burglary, theft and related offences, fraud, controlled drugs, weapons and explosives, damage to property, public order and other social code, road and traffic, offences against government and justice procedures and then offences not elsewhere classified category.

I would like to acknowledge and appreciate the contributions of the Administration of Justice for providing data and their support in the production of this report.

Statistics Botswana intends to improve on timeliness of this report and feedback is most welcome.



.....
A. N. Majelantle
Statistician General
May 2016

Table of Contents

Preface.....	4
1.0 Introduction	6
2.0 Discussion of Findings	7
2.1 Decided Cases by Months	7
Chart 1: Percentage Distribution of Decided Criminal Cases by Month, 2014	7
2.2 Decided criminal cases, 2007-2014	7
Chart 2: Decided cases, 2007–2014	7
2.3 Accused by Sex and Age	8
Chart 3: Percentage Distribution of accused by Sex, 2014	8
Chart 4: Percentage Distribution of accused by Sex and Age group-2014	8
2.4 Decided cases by Magistrate courts	9
Chart 5: Percentage decided cases by Magisterial Courts, 2011	9
2.5 Offences Committed	9
Chart 6: Percentage Distribution of Offences Committed, 2014	10
2.6 Accused by Age	10
Chart 7 Percentage Distribution of Accused by Age, 2014	10
2.7 Verdicts	12
Chart 8: Percentage distribution of verdict -2014.....	12
2.0 Conclusion	12
Appendix A	13
Table A1: Percentage Distribution of Decided Cases by Magisterial Courts, 2014	13
Table A2: Total Number of decided cases by Magistrate Courts 2007-2014	14
Table A3: Number of decided cases by magisterial Court and month -2014	15
Table A4: Number of Accused by Magisterial Court, Sex and Age, 2014	16
Table A5: Total number of Offences by Magisterial Court and Sex of Accused, 2014	20
Table A6: Table A6: Total Number of Offences by Sex and Age of Accused, 2014	24
Table A7: Number of Offences by Verdict and Sex of Accused, 2014	25
Table A8: Percentage Number of Offences by Verdict, 2014	29
Table A9: Total number of cases by age group of accused and type of Plea - 2014	29
Appendix B	30

1.0 Introduction

This report is published annually by the Crime and Vital Statistics Unit of Statistics Botswana. The data is extracted from the Case Information management System (CIMS) of the Administrative of Justice. The report currently highlights only decided criminal cases attended to by Magistrate Courts in the year 2014. It should however be noted that there are other cases dealt with at these court and they are civil and matrimonial cases.

Statistics Botswana receives data from the High Court in electronic format, edits, categorises offences according to the adopted Crime Classifications and produces yearly reports on court case statistics. Magisterial Courts are categorized into two regions as follows:

1. The Southern region which comprises of the following; Broadhurst, Village, Extension II, Ramotswa, Lobatse, Jwaneng, Mochudi, Kanye, Molepolole, Hukuntsi, Tsabong, and Gantsi Magisterial Courts.

2. The Northern region includes the Francistown, Selibe- Phikwe, Bobonong, Mahalapye, Serowe, Palapye, Letlhakane, Masunga, Maun, Gumare and Kasane Magisterial Courts.

For the purpose of analysis, offences have been classified into the broad categories of: homicide, sexual, threat to murder, dangerous or negligent acts, kidnapping, robbery, burglary, theft and related offences, fraud, controlled drugs, weapons and explosives, damage to property, public order and other social code, road and traffic, offences against government and justice procedures and the offences not elsewhere classified category. These broad classifications were adopted from the Irish Crime Classification and adapted to Botswana criminal offences scenario.

The Principal Offence Rule was not applied when analysing the data, instead, at most four (4) offences committed by the accused were used. As such the number of accused is likely to be less than the number of offences committed. The principal offence rule states that if a person commits more than one offence simultaneously, s/he is recorded only for the most serious offence and in that case the number of accused will always be equal to the number of offences committed.

The report provides a profile of the characteristics of the defendants, and data about the offences which they have been charged with, their guilt or innocence, and sentence outcomes for those proven guilty.

It should however be noted that not all decided cases were initially filed in 2014, but some have been brought forward from previous years and concluded or decided in the year 2014. Also not all cases registered in 2014 were disposed of in the same year.

Coverage

Statistics Botswana (SB) analyses secondary data on criminal cases from all magisterial courts in Botswana. The data is collected by the Administration of Justice department (AOJ) through the Case Information Management System (CIMS). All Magistrate Courts in the country are connected to the system that is housed at the Gaborone High Court and information on cases is entered directly into the system in real time. The data needed for statistical purposes is then extracted and given to Statistics Botswana in electronic format for analysis.

Challenges

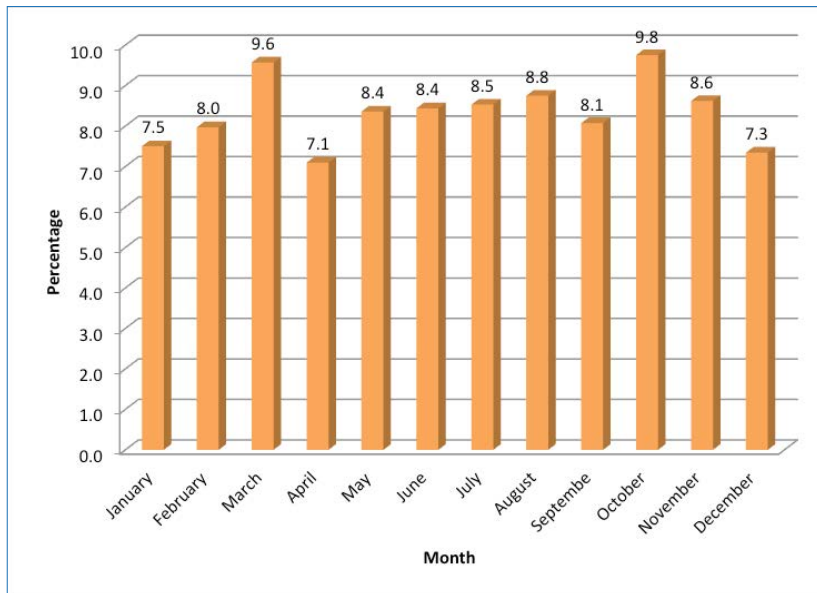
Since the information is meant largely for administrative purposes, some variables, crucial for statistical purposes, such as sex and age of the accused, date of initial filing, date of judgement are at times omitted. In some cases offences and verdicts were not consistently entered into the system leading to a long process of data cleaning, classification and coding. There is however, an improvement when compared to the previous data following liaison between Crime Statistics Unit and individual magistrate courts to correct the errors and omissions in the data.

2.0 Discussion of Findings

2.1 Decided Cases by Months

The results show that there were 7,680 decided cases in 2014. The highest proportion (9.8 percent) of cases was decided in October, this was followed by 9.6 percent cases disposed of in March. Other months with significant percent of decided cases were; August 8.8 percent, followed closely by November with 8.6 percent. The lowest proportion was recorded in April with 7.1 per cent (Chart 1). On average, around 8.0 percent of cases were decided or disposed of on a monthly basis.

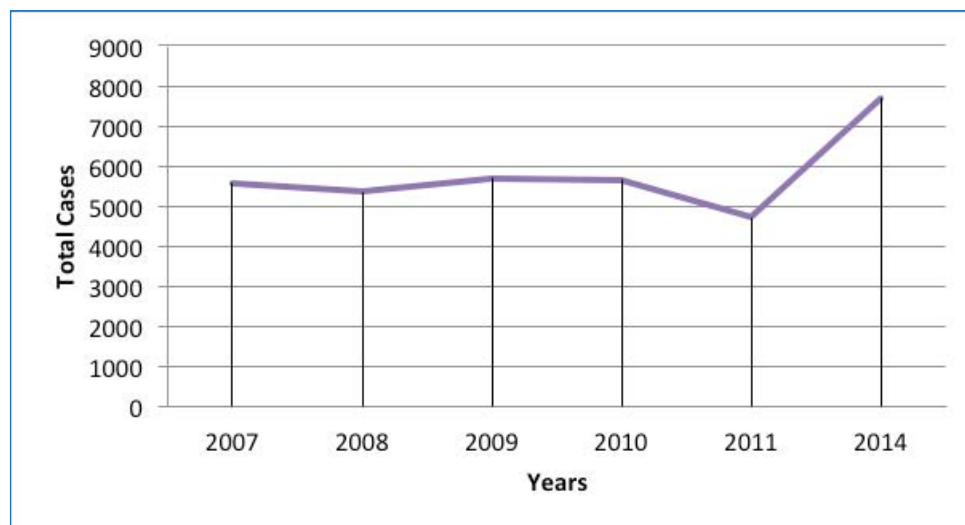
Chart 1: Percentage Distribution of Decided Criminal Cases by Month, 2014



2.2 Decided criminal cases, 2007-2014

Chart 2 below, shows the trend distribution of accused from 2006 to 2011. Generally, there has been an upward trend in the number of people whose cases were decided from 2006 to 2010, implying that the number of decided cases increased during that period. However, between 2010 and 2011 there was a decrease in the number of people whose cases were decided or disposed of from 5,645 in 2010 to 4,720 in 2011.

Chart 2: Decided cases, 2007 – 2014



2.3 Accused by Sex and Age

The results show that female participation in criminal activities was low when compared to their male counterparts. Overall, males constituted an overwhelming 89.0 percent of the accused while females constituted only 6.0 percent. About 5.0 per cent of the accused persons did not have their sex stated (Chart 3).

Chart 3: Percentage Distribution of accused by Sex, 2014

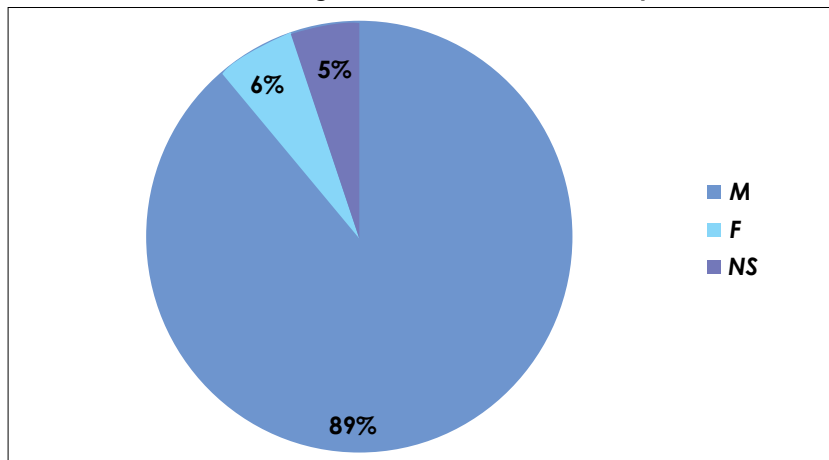
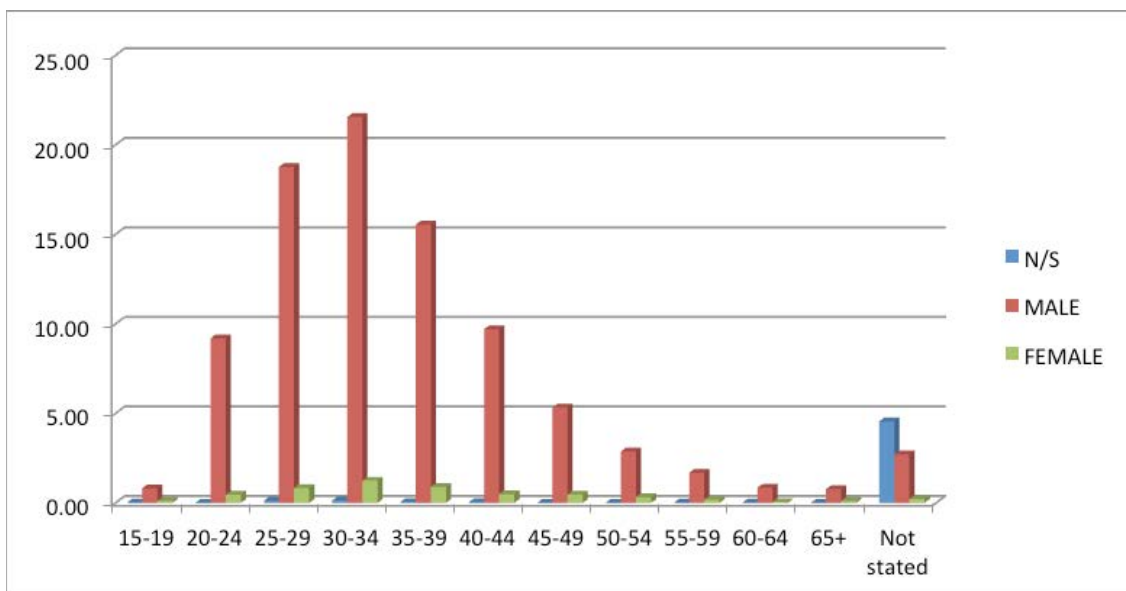


Chart 4 shows that in all the age groups, male proportions of accused persons were higher than female proportions. High numbers of accused persons were recorded from age groups 25-29, to age group 35-39, with a peak at age group 30-34 for both sexes. The year 2014 recorded 21.1 percent accused males aged 30-34, 17.9 percent aged 25-29 and 15.9 percent aged 35-39 years. The same age groups for females show high percentages of accused when compared to other female age groups (chart 4). The findings show that the number of female accused is high at age group 30-34 with 1.3 percent, a difference of 19.9 percentage points to their male counterparts. Females aged 25-29 and 35-39 recorded 0.9 and 1.0 percent of the accused respectively. About 3.0 percent of the accused were males whose age was not specified as compared to 0.2 percent of their female counterparts and 4.7 percent of the accused had neither their gender nor age stated.

The results show that crime is mostly prevalent at younger ages and decreases as age increase for both sexes. This trend follows the same pattern observed in earlier years for both age and sex.

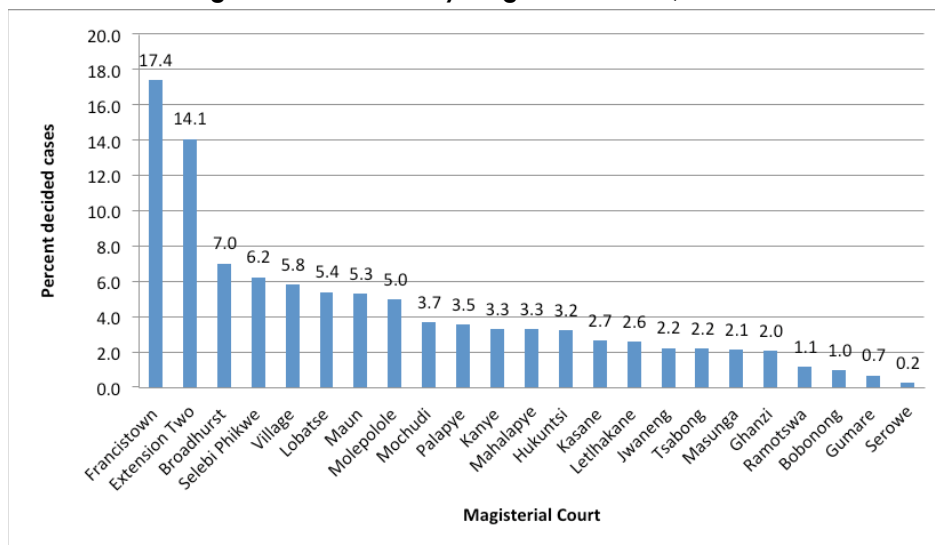
Chart 4: Percentage Distribution of accused by Sex and Age group-2014



2.4 Decided cases by Magistrate courts

The Francistown Magistrate court recorded the highest number of accused with cases disposed of followed by the Extension II Magistrate court at 17.4 percent and 14.1 percent respectively. The results show that all magistrates' courts located in towns and cities except for Jwaneng recorded high percentage of decided cases, with each recording more than 5.0 percent of cases disposed of. Jwaneng shows the lowest percent of disposed cases among the towns with 2.2 percent. Among the villages, the Maun magistrate court proved to have the highest number of decided cases with 5.3 percent followed by the Molepolole Magistrate court with a slight difference of 0.3 percentage points. The Magistrate courts with the least number of accused with completed cases in 2014 were Gumare and Serowe at 0.7 and 0.2 percent respectively.

Chart 5: Percentage decided cases by Magisterial Courts, 2014

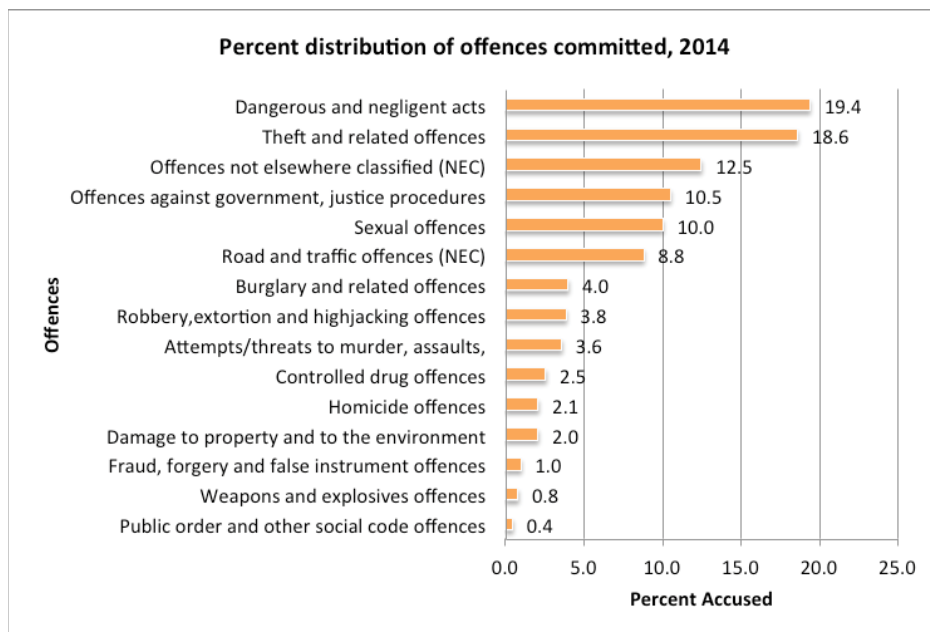


2.5 Offences Committed

At most four of the offences committed by an accused were analysed in this report. The findings show that the total number of offences recorded from the decided cases in 2014 was 10,807 compared to 5,196 recorded in 2011 (see Tables A6). Chart 6 below shows that Dangerous or negligent acts was the most common offence committed accounting for 19.4 percent of all the offences committed. This offence involves but not limited to dangerous driving causing serious bodily harm, speeding, abandoning a child, false alarm /interference with aircraft or air transport facilities. The second most common offence was theft and related offences (18.6 percent). Just like in previous years, there were no cases of kidnapping during the year 2014. A significant number of 'offences not elsewhere classified' (12.5 percent) was recorded followed offences against Government and justice procedures at 10.5 percent and Sexual offences which accounted for 10.0 percent of all decided cases. Additionally, homicide accounted for 2.1 percent of all decided cases, It should however be noted that though closed at magistrates courts, all homicide cases are committed to the High Court for trial and final judgement.

A further segregation of the results by sex shows that of the 10,807 offences committed, 9,700 (89.7%) were committed by males while 577 (5.3%) were committed by females and 530 (4.9%) were committed by persons whose sex was not stated. The majority of accused male persons (20.2 percent) were trialed for dangerous and negligent acts, this was followed by 13.2 percent males (1,230 persons) who were accused of theft and related offences. Conversely, the leading offences among females were theft and related offences at 1.0 percent (92 persons) followed by dangerous and negligent acts with 0.8 percent or 92 persons.

Chart 6: Percentage Distribution of Offences Committed, 2014



2.6 Accused by Age

Majority of the accused were concentrated within the youth population aged 20 - 39, as shown in chart 7 and table 1 below.

Chart 7 Percentage Distribution of Accused by Age Group, 2014

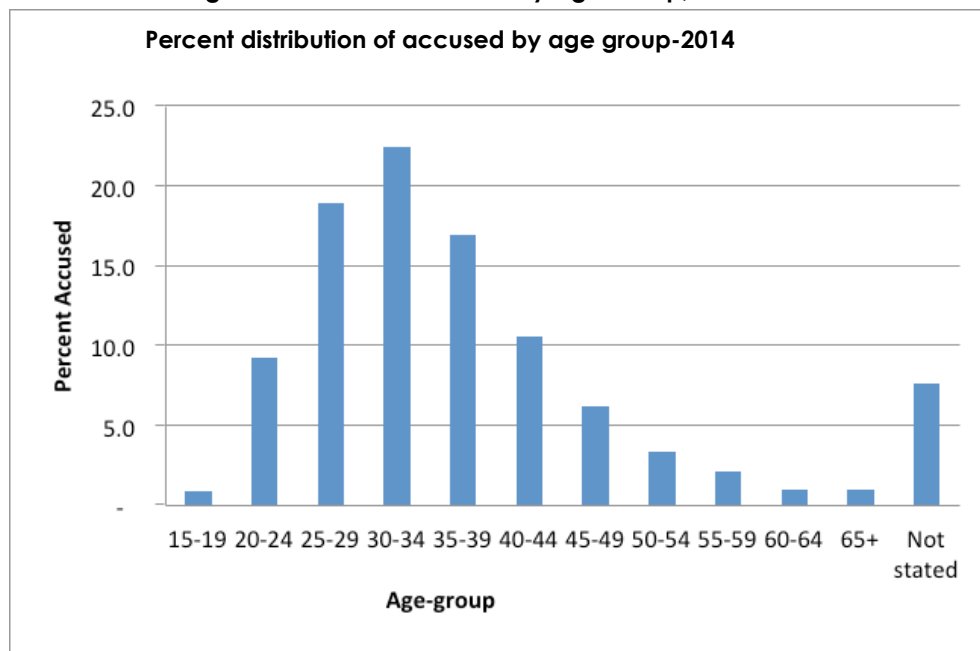


Table 1 shows percentage distribution of offences by age of accused persons. The distribution shows that youth were leading in different types of crimes with the age group 30-34 leading at 22.9 percent of total offences recorded. The results show that the accused who appeared for hearing for murder (homicide) were concentrated within age groups 20-24 up to 30-34 with age group 25-29 having a peak of 26.9 percent. This was followed by age group 30-34 with 20.6 percent and 20-24 accounting for 17.5 percent of all the murder cases. There were less than 1 percent cases of homicides shown in the age group 55-59 and 65+.

The offence of burglary occurs mostly among age groups 15-19 up to 40-44. The age group 50-54 shows the lowest percentage, below 1.5 percent. Among offenders who were accused of sexual offences, age groups 25-29 and 30-34 accounted for the highest number of such offences with 24 percent each. The results further show that age group 60-64 did not commit any sexual related offence while age group 65+ had less than 1.0 percent of persons trialled of the same offence. Of those accused of public order and other social code offences, age groups 15-19 and 55-59 were not involved in such crimes at all (0.0 percent) Similarly age groups 15-19 and 60-64 did not partake in offences related to weapons and explosive. From Table 1 below, it can be noted that even though the elderly (65+) do not seem to partake much in criminal activities as the younger ages, they however partake in offences that do not involve physical strength such as Controlled Drug Offences, fraud, forgery and false instrument offences. Overall, the 65+, 60-65 and 15-19 age groups are the least in terms of crime committal, with percentages of 0.87, 0.91 and 0.93 respectively.

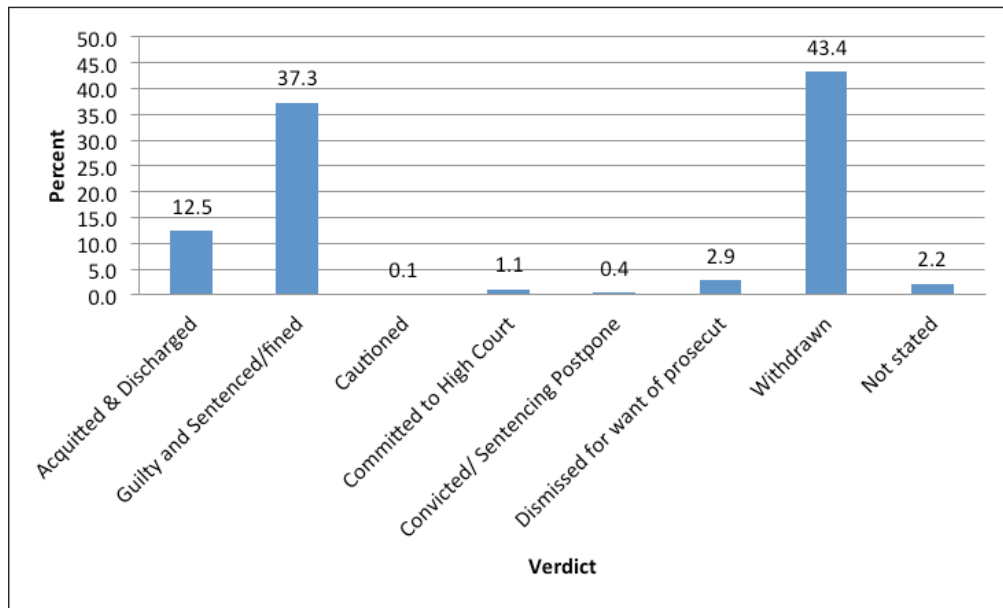
Table 1: Percentage Distribution of Offences by Age Group of Accused, 2014

Criminal offences	15-19	20-24	25-29	30-34	35-39	40-44	45-49	50-54	55-59	60-64	65+	Not stated	Total
Attempts/threats to murder, assaults, harassments and related offences	1.04	12.21	22.34	20.52	14.29	11.43	6.23	3.90	0.26	0.78	0.00	7.01	100.0
Burglary and related offences	2.09	17.21	24.42	20.47	10.93	6.05	3.95	1.16	1.40	0.47	1.16	10.70	100.0
Controlled drug offences	0.36	2.91	13.45	19.27	19.27	15.27	7.64	4.73	3.27	1.45	2.91	9.45	100.0
Damage to property and to the environment	0.45	6.33	13.12	23.98	17.19	9.95	9.95	4.07	3.17	1.81	0.90	9.05	100.0
Dangerous and negligent acts	0.48	5.87	19.56	25.62	19.37	12.26	6.01	2.48	1.62	0.62	0.43	5.68	100.0
Fraud, forgery and false instrument offences	0.00	4.81	13.46	13.46	19.23	15.38	8.65	6.73	8.65	3.85	1.92	3.85	100.0
Homicide offences	2.24	17.49	26.91	20.63	13.00	1.79	3.59	2.69	0.90	1.35	0.90	8.52	100.0
Offences against government, justice procedures and organisation of crime	0.79	9.33	19.89	28.43	15.76	7.75	3.79	1.85	1.32	0.53	0.44	10.12	100.0
Offences not elsewhere classified (NEC)	0.30	7.72	14.70	18.41	19.30	12.03	9.43	5.49	2.38	1.34	1.04	7.87	100.0
Public order and other social code offences	0.00	2.17	13.04	10.87	17.39	17.39	4.35	8.70	0.00	4.35	2.17	19.57	100.0
Road and traffic offences (NEC)	1.16	13.04	23.45	22.19	14.09	9.57	4.42	2.63	1.16	0.95	0.21	7.15	100.0
Robbery, extortion and highjacking offences	1.44	12.74	16.59	20.19	17.07	10.82	4.57	3.37	1.68	1.20	1.20	9.13	100.0
Sexual offences	1.48	15.25	23.84	23.57	12.48	6.84	3.97	2.77	1.20	0.00	0.92	7.67	100.0
Theft and related offences	1.19	8.75	20.04	23.27	16.06	10.29	5.87	3.03	2.64	1.24	1.39	6.22	100.0
Weapons and explosives offences	0.00	3.57	7.14	15.48	26.19	22.62	5.95	10.71	3.57	0.00	1.19	3.57	100.0
Total	0.93	9.64	19.71	22.92	16.47	10.22	5.79	3.19	1.87	0.91	0.87	7.48	100.0

2.7 Verdicts

Information shown in Chart 8 shows that majority of the cases were withdrawn accounting for 43.4 percent of all accused, while only 37.3 percent were found guilty. The data further shows that 12.5 percent were acquitted and discharged. Some of the offences were dismissed for want of prosecution (2.9 percent) and for some the verdict was not stated (2.2 percent). Those who were cautioned accounted for only 0.1 percent. The remaining 6.3 percent were either committed to high court, cautioned, dismissed for want of prosecution, or the verdict was not stated.

Chart 8: Percentage distribution of verdict -2014



Among males, 37.7 percent of the accused were found guilty, 43.1 percent were withdrawn while 12.4 percent were acquitted and discharged while only about 2.9 percent were dismissed for want of prosecution. About 2.2 percent of the verdicts were not stated. Roughly 4 percent remaining were either committed to high court, cautioned, or convicted/ sentencing postponement (Table 8A). It should also be noted that all cases of murder are not trialled at Magistrate courts but are rather closed and transferred to the High Courts. The accused for murder cases only appear at Magistrate Courts for mention while preparations are being made to hand over to the High Courts which are mandated with dealing with such cases.

2.0 Conclusion

During the period 2007-2014, the number of people whose cases were disposed of increased as evidenced by the upward trend distribution of accused people for this period. There has been a 38.5 percent increase in case disposal for criminal activities from 4,720 in 2011 to 7,680 in 2014.

The distribution of offences among the different age groups shows that youths are relatively more prone to committing crimes than other age groups and males dominate in all criminal activities. Despite the fact that youths are more prone to involvement in criminal acts, over the period 2007-2014 the participation of youths in criminal activities shows a downward trend. Overall participation in criminal activities decreases as age increases.

Conviction rates remained low with 37.3 percent of the accused found guilty. The reasons for the low conviction rates could not be ascertained by this report. Additionally, in majority of records the sentences were not stated.

Appendix A

Table A1: Percentage Distribution of Decided Cases by Magisterial Courts, 2014

Magisterial Court	Decided	Percent
Bobonong Magistrate Court	72	0,9
Broadhurst Magistrate Court	494	6,4
Extension Two Magistrate Court	1203	15,7
Francistown Magistrate Court	1345	17,5
Ghanzi Magistrate Court	149	1,9
Gumare Magistrate Court	55	0,7
Hukuntsi Magistrate Court	237	3,1
Jwaneng Magistrate Court	182	2,4
Kanye Magistrate Court	252	3,3
Kasane Magistrate Court	204	2,7
Lelthakane Magistrate Court	200	2,6
Lobatse Magistrate Court	432	5,6
Mahalapye Magistrate Court	236	3,1
Masunga Magistrate Court	153	2,0
Maun Magistrate Court	435	5,7
Mochudi Magistrate Court	282	3,7
Molepolole Magistrate Court	356	4,6
Palapye Magistrate Court	257	3,3
Ramotswa Magistrate Court	86	1,1
Selebi Phikwe Magistrate Court	489	6,4
Serowe Magistrate Court	17	0,2
Tsabong Magistrate Court	159	2,1
Village Magistrate Court	385	5,0
Total	7,680	100,0

Table A2: Total Number of decided cases by Magistrate Courts 2007-2014

Magisterial Court	2007	2008	2009	2010	2011	2014
Broadhurst Magistrate Court	454	452	63	511	406	653
Village Magistrate Court	342	303	96	285	377	540
Extension 2 Magistrate Court	259	269	429	494	530	1312
Francistown Magistrate Court	682	620	800	503	688	1624
Lobatse Magistrate Court	651	541	363	481	305	503
Selibe Phikwe Magistrate Court	474	406	408	212	409	580
Jwaneng Magistrate Court	159	83	192	249	98	206
Kanye Magistrate Court	301	270	395	8	15	306
Ramotswa Magistrate Court	9	122	89	75	65	107
Molepolole Magistrate Court	109	298	524	272	238	465
Mochudi Magistrate Court	331	215	242	236	198	341
Serowe Magistrate Court	112	165	310	254	-	23
Palapye Magistrate Court	422	215	165	169	128	330
Mahalapye Magistrate Court	191	300	266	453	250	306
Lethakane Magistrate Court	302	261	248	237	210	240
Masunga Magistrate Court	185	196	232	141	6	197
Maun Magistrate Court	199	146	149	229	332	494
Kasane Magistrate Court	188	290	121	254	147	248
Gantsi Magistrate Court	-	65	160	32	85	190
Bobonong Magistrate Court	-	-	-	-	81	89
Tsabong Magistrate Court	210	135	431	271	152	205
Gumare						62
Hukunsi						301
Total	5,580	5,352	5,683	5,645	4,720	7,680

Table A3 Number of decided cases by magisterial Court and month -2014

Magisterial Court	Jan	Feb	Mar	Apr	May	Jun	Jul	Aug	Sep	Oct	Nov	Dec	Total
Bobonong	2	9	10	4	3	7	6	12	4	8	2	5	72
Broadhurst	35	37	48	27	35	33	65	43	35	55	35	46	494
Extension Two	84	94	121	81	136	103	102	84	97	107	107	87	1203
Francistown	115	101	159	101	107	92	125	93	111	132	108	101	1345
Ghanzi	18	14	11	12	17	15	10	10	16	10	9	7	149
Gumare	7	2	3	9	4	5	1	9	4	2	5	4	55
Hukuntsi	10	25	19	16	19	22	11	30	22	28	16	19	237
Jwaneng	18	16	25	13	11	11	15	16	6	20	19	12	182
Kanye	22	15	33	22	15	31	13	28	18	15	22	18	252
Kasane	13	21	9	24	14	19	15	20	23	21	16	9	204
Lethakane	15	10	22	9	17	15	11	17	15	21	37	11	200
Lobatse	34	40	31	20	24	42	54	34	45	40	34	34	432
Mahalapye	19	20	17	7	15	31	24	24	18	26	20	15	236
Masunga	13	7	11	17	15	14	16	6	9	17	20	8	153
Maun	33	28	50	35	49	46	30	41	27	44	30	22	435
Mochudi	16	27	27	15	20	23	23	29	16	35	32	19	282
Molepolole	28	30	28	36	14	28	27	38	38	32	25	32	356
Palapye	17	28	22	18	20	17	16	25	25	20	29	20	257
Ramotswa	6	5	10	8	7	8	8	7	5	8	8	6	86
Selebi Phikwe	30	32	39	35	49	38	33	51	45	49	39	49	489
Village	30	30	28	27	30	35	36	41	27	42	37	22	385
Serowe	1	1	1	-	4	2	-	2	1	2	-	3	17
Tsabong	10	20	11	9	17	11	14	12	13	15	12	15	159
Total	576	612	735	545	642	648	655	672	620	749	662	564	7,680

Table A4: Number of Accused by Magisterial Court, Sex and Age, 2014

Magisterial Court	15-19	20-24	25-29	30-34	35-39	40-44	45-49	50-54	55-59	60-64	65+	Not Stated	Total
Male													
Bobonong	1	8	10	19	11	15	6	2	2	3	1	2	80
Broadhurst	12	65	116	133	100	57	33	25	17	4	10	14	586
Extension Two	7	92	233	288	221	154	73	33	20	10	6	51	1188
Francistown	16	144	330	360	247	152	76	40	29	15	15	42	1466
Ghanzi	2	20	31	40	32	19	10	3	5	4	1	6	173
Gumare	-	2	6	19	8	7	3	4	-	-	1	5	55
Hukuntsi	2	28	42	56	45	37	26	11	5	2	-	11	265
Jwaneng	2	14	44	46	38	15	11	7	2	2	1	5	187
Kanye	-	28	50	53	51	34	20	13	7	5	5	9	275
Kasane	1	15	43	63	40	19	17	6	6	4	3	5	222
Letlhakane	1	20	39	50	42	24	12	10	5	-	1	5	209
Lobatse	2	54	98	94	90	50	25	9	10	3	3	11	449
Mahalapye	1	29	73	60	42	32	18	8	5	3	-	5	276
Masunga	2	15	33	35	25	18	21	11	3	1	2	8	174
Maun	4	46	84	111	84	48	26	12	4	3	5	12	439
Mochudi	1	38	59	73	51	30	17	12	10	5	1	6	303
Molepolole	4	41	79	95	84	41	22	15	10	2	1	11	405
Palapye	3	30	65	78	41	27	22	15	6	1	4	9	301
Ramotswa	-	10	19	17	20	10	9	6	2	-	-	2	95
Selebi Phikwe	7	58	88	137	89	53	26	12	9	8	5	20	512
Serowe	-	6	5	5	3	1	3	-	-	-	-	0	23
Tsabong	1	13	32	34	32	29	14	7	3	3	2	10	180
Village	7	43	91	97	86	55	41	21	11	7	12	5	476
Total	76	819	1670	1963	1482	927	531	282	171	85	79	254	8,339

Table A4: Number of Accused by Magisterial Court, Sex and Age, 2014 (cont'd)

Magisterial Court	15-19	20-24	25-29	30-34	35-39	40-44	45-49	50-54	55-59	60-64	65+	Not Stated	Total
Female													
Bobonong	-	-	-	1	1	2	-	-	-	-	-	-	4
Broadhurst	-	4	6	6	4	2	1	2	1	-	-	2	28
Extension Two	1	3	9	11	14	2	4	4	4	1	-	3	56
Francistown	2	6	9	11	17	9	14	4	2	-	-	3	77
Ghanzi	-	-	1	1	2	3	-	1	-	-	-	-	8
Gumare	-	-	-	2	1	-	-	-	-	-	-	1	4
Hukuntsi	1	2	2	6	3	4	1	3	-	-	-	-	22
Jwaneng	-	-	-	5	2	-	-	-	-	-	-	1	8
Kanye	1	1	3	1	-	4	1	-	-	-	2	1	14
Kasane	-	3	3	1	3	3	-	1	-	-	-	1	15
Lethakane	-	2	1	4	2	1	2	2	-	-	-	-	14
Lobatse	-	1	8	10	1	1	2	2	-	-	2	-	27
Mahalapye	-	3	3	1	4	1	-	1	2	-	2	-	17
Masunga	-	3	4	1	4	1	1	-	1	-	-	2	17
Maun	-	1	7	6	4	1	4	4	1	-	-	4	32
Mochudi	1	-	3	3	4	4	1	1	-	-	1	-	18
Molepolole	-	5	7	8	8	2	3	-	3	2	-	-	38
Palapye	-	2	2	4	-	2	3	1	1	-	1	2	18
Ramotswa	-	-	2	1	1	-	1	-	-	-	-	1	6
Selebi Phikwe	-	4	8	18	4	4	4	1	-	1	1	-	45
Tsabong	-	-	3	3	3	1	1	1	1	-	-	-	13
Village	-	3	1	14	8	1	3	1	2	-	1	-	34
Total	6	43	82	118	90	48	46	29	18	4	10	21	515

Table A4: Number of Accused by Magisterial Court, Sex and Age, 2014 (cont'd)

Magisterial Court	15-19	20-24	25-29	30-34	35-39	40-44	45-49	50-54	55-59	60-64	65+	Not Stated	Total
Sex Not Stated													
Bobonong	-	-	-	-	-	-	-	-	-	-	-	5	5
Broadhurst	-	-	-	-	-	-	-	-	-	-	-	39	39
Extension Two	-	-	4	5	2	2	-	-	1	-	-	54	68
Francistown	-	-	1	2	-	-	-	-	-	-	-	78	81
Ghanzi	-	-	-	-	-	-	-	-	-	-	-	9	9
Gumare	-	-	-	-	-	-	-	-	-	-	-	3	3
Hukunsi	-	-	-	-	-	-	-	-	-	-	-	14	14
Jwaneng	-	-	-	-	1	-	-	-	-	-	-	10	11
Kanye	-	-	-	-	1	-	-	-	-	-	-	16	17
Kasane	-	-	1	-	1	-	-	-	-	-	-	9	11
Lefthakane	-	-	-	-	-	-	-	-	-	-	-	17	17
Lobatse	1	-	1	-	-	-	-	-	-	-	-	25	27
Mahalapye	-	-	-	-	-	-	-	-	-	-	-	13	13
Masunga	-	-	-	-	-	-	-	-	-	-	-	6	6
Maun	-	-	-	-	-	-	-	-	-	1	-	22	23
Mochudi	-	-	1	2	-	-	-	-	-	-	-	17	20
Molepolole	-	-	-	-	-	-	-	-	-	-	-	22	22
Palapye	-	-	-	1	-	-	-	-	-	-	-	10	11
Ramotswa	-	-	-	-	-	-	-	-	-	-	-	6	6
Selebi Phikwe	-	-	2	-	-	-	-	-	-	-	-	21	23
Tsabong	-	-	-	1	-	2	-	-	-	-	-	9	12
Village	-	-	-	-	-	-	-	-	-	-	-	30	30
Total	1	0	10	11	5	4	0	0	1	1	0	435	468

Table A4: Number of Accused by Magisterial Court, Sex and Age, 2014 (cont'd)

Magisterial Court	15-19	20-24	25-29	30-34	35-39	40-44	45-49	50-54	55-59	60-64	65+	Not Stated	Total
All Sex													
Bobonong	1	8	10	20	12	17	6	2	2	3	1	7	89
Broadhurst	12	69	122	139	104	59	34	27	18	4	10	55	653
Extension Two	8	95	246	304	237	158	77	37	25	11	6	108	1312
Francistown	18	150	340	373	264	161	90	44	31	15	15	123	1624
Ghanzi	2	20	32	41	34	22	10	4	5	4	1	15	190
Gumare	-	2	6	21	9	7	3	4	-	-	1	9	62
Hukuntsi	3	30	44	62	48	41	27	14	5	2	-	25	301
Jwaneng	2	14	44	51	41	15	11	7	2	2	1	16	206
Kanye	1	29	53	54	52	38	21	13	7	5	7	26	306
Kasane	1	18	47	64	44	22	17	7	6	4	3	15	248
Leflhakane	1	22	40	54	44	25	14	12	5	0	1	22	240
Lobatse	3	55	107	104	91	51	27	11	10	3	5	36	503
Mahalapye	1	32	76	61	46	33	18	9	7	3	2	18	306
Masunga	2	18	37	36	29	19	22	11	4	1	2	16	197
Maun	4	47	91	117	88	49	30	16	5	4	5	38	494
Mochudi	2	38	63	78	55	34	18	13	10	5	2	23	341
Molepolole	4	46	86	103	92	43	25	15	13	4	1	33	465
Palapye	3	32	67	83	41	29	25	16	7	1	5	21	330
Ramotswa	-	10	21	18	21	10	10	6	2	-	-	9	107
Selebi Phikwe	7	62	98	155	93	57	30	13	9	9	6	41	580
Serowe	-	6	5	5	3	1	3	-	-	-	-	-	23
Tsabong	1	13	35	38	35	32	15	8	4	3	2	19	205
Village	7	46	92	111	94	56	44	22	13	7	13	35	540
Total	83	862	1762	2092	1577	979	577	311	190	90	89	710	9322
Percentage	0,9	9,2	18,9	22,4	16,9	10,5	6,2	3,3	2,0	1,0	1,0	7,6	100

Table A5: Total number of Offences by Magisterial Court and Sex of Accused, 2014

Magisterial Court	Attempt/Threats to murder, assaults, harassments and related offences				Burglary and related offences				Controlled drug offences				Damage to property and to the environment			
	NS	F	M	Total	NS	F	M	Total	NS	F	M	Total	NS	F	M	Total
Bobonong	1	-	1	2	-	-	1	1	-	-	2	2	-	1	6	7
Broadhurst	3	2	50	55	1	2	30	33	-	1	4	5	1	1	18	20
Extension Two	2	2	32	36	-	1	27	28	-	1	5	6	2	-	7	9
Francistown	6	3	46	55	3	-	45	48	1	1	31	33	1	4	29	34
Ghanzi	-	2	11	13	-	-	8	8	2	4	19	25	-	-	6	6
Gumare	-	-	1	1	-	-	-	-	-	-	2	2	-	-	-	-
Hukuntsi	1	-	5	6	-	-	1	1	1	2	9	12	1	1	5	7
Jwaneng	-	1	7	8	-	-	8	8	-	-	19	19	1	1	6	8
Kanye	-	-	16	16	1	1	16	18	2	1	8	11	-	1	5	6
Kasane	1	1	9	11	-	-	6	6	1	1	11	13	-	-	1	1
Leflhakane	-	-	6	6	-	-	8	8	1	4	13	18	-	1	4	5
Lobatse	-	-	16	16	3	2	28	33	-	1	5	6	1	3	1	5
Mahalapye	-	-	3	3	3	-	38	41	2	1	6	9	-	2	6	8
Masunga	-	-	4	4	1	3	11	15	-	5	17	22	2	1	6	9
Maun	-	-	10	10	-	2	19	21	4	7	21	32	-	2	11	13
Mochudi	1	-	12	13	1	-	21	22	-	1	1	2	1	3	8	12
Molepolole	1	2	26	29	3	2	24	29	-	2	3	5	1	4	11	16
Palapye	-	-	6	6	-	2	13	15	1	-	1	2	-	-	9	9
Ramotswa	-	-	5	5	-	1	10	11	1	2	6	9	-	-	1	1
Selebi Phikwe	-	-	18	18	1	1	27	29	1	-	9	10	-	-	13	13
Serowe	-	-	-	-	-	-	7	7	-	-	-	-	-	-	1	1
Tsabong	1	1	6	8	2	-	6	8	2	1	8	11	1	-	10	11
Village	2	-	62	64	7	1	32	40	1	2	18	21	-	4	16	20
Total	19	14	352	385	26	18	386	430	20	37	218	275	12	29	180	221

Table A5: Total number of Offences by Magisterial Court and Sex of Accused, 2014 (cont'd)

Magisterial Court	Dangerous and negligent acts				Homicide offences				Offences against government, justice procedures and organisation of crime				Offences not elsewhere classified (NEC)			
	NS	F	M	Total	NS	F	M	Total	NS	F	M	Total	NS	F	M	Total
Bobonong	-	-	1	1	1	-	1	2	-	2	13	15	2	1	26	29
Broadhurst	2	1	20	23	-	1	7	8	13	2	82	97	8	4	87	99
Extension Two	44	24	707	775	1	1	18	20	2	2	36	40	2	1	53	56
Francistown	7	18	267	292	-	4	14	18	24	15	273	312	9	15	198	222
Ghanzi	-	-	13	13	-	-	4	4	1	-	23	24	-	1	24	25
Gumare	-	1	6	7	-	1	-	1	-	-	6	6	-	-	10	10
Hukuntsi	-	2	44	46	-	1	4	5	1	-	25	26	7	6	102	115
Jwaneng	-	1	46	47	2	-	7	9	3	-	29	32	1	-	7	8
Kanye	-	1	51	52	2	3	6	11	5	1	48	54	-	1	42	43
Kasane	1	5	62	68	2	1	1	4	1	-	20	21	3	-	40	43
Lethakane	-	1	42	43	1	1	5	7	2	-	18	20	6	2	37	45
Lobatse	3	5	132	140	-	1	8	9	10	5	69	84	-	2	32	34
Mahalapye	-	1	78	79	-	-	20	20	1	2	16	19	3	3	26	32
Masunga	-	-	14	14	-	2	13	15	-	2	17	19	3	3	28	34
Maun	4	6	159	169	1	2	18	21	2	6	55	63	4	3	46	53
Mochudi	1	4	21	26	2	-	21	23	2	-	39	41	4	3	71	78
Molepolole	1	1	51	53	-	2	21	23	2	4	35	41	8	9	120	137
Palapye	-	2	69	71	-	1	8	9	1	2	29	32	3	2	69	74
Ramotswa	1	-	17	18	-	-	5	5	1	-	14	15	1	-	8	9
Selebi Phikwe	5	6	129	140	1	-	4	5	3	6	73	82	4	12	70	86
Serowe	-	-	-	-	-	-	-	-	-	-	3	3	-	-	3	3
Tsabong	1	-	11	12	-	-	2	2	1	1	31	33	2	1	52	55
Village	-	-	7	7	1	-	1	2	3	4	50	57	2	3	52	57
Total	70	79	1947	2096	14	21	188	223	78	54	1004	1136	72	72	1203	1347

Table A5: Total number of Offences by Magisterial Court and Sex of Accused, 2014 (cont'd)

Magisterial Court	Fraud, forgery and false instrument offences				Road and traffic offences (NEC)				Robbery, extortion and hijacking offences				Sexual offences			
	NS	F	M	Total	NS	F	M	Total	NS	F	M	Total	NS	F	M	Total
Bobonong	–	–	2	2	–	–	4	4	–	–	–	–	1	–	15	16
Broadhurst	1	1	18	20	–	–	46	46	2	1	61	64	6	5	130	141
Extension Two	–	–	14	14	8	17	170	195	2	–	22	24	4	1	41	46
Francistown	–	–	14	14	9	9	183	201	4	2	47	53	7	3	189	199
Ghanzi	–	–	2	2	3	2	26	31	–	–	–	–	3	2	41	46
Gumare	–	–	–	–	1	–	12	13	–	–	1	1	2	2	20	24
Hukuntsi	–	–	–	–	2	–	18	20	–	–	–	–	2	6	36	44
Jwaneng	–	–	1	1	–	1	11	12	–	–	5	5	0	2	24	26
Kanye	–	–	4	4	1	2	34	37	–	–	3	3	3	2	43	48
Kasane	–	1	2	3	2	2	13	17	–	–	3	3	1	2	19	22
Lethakane	–	–	–	–	2	3	20	25	–	–	2	2	6	3	44	53
Lobatse	–	–	4	4	1	1	30	32	6	1	20	27	3	5	50	58
Mahalapye	–	–	5	5	–	–	11	11	1	–	18	19	–	2	28	30
Masunga	–	–	–	–	–	–	9	9	–	–	10	10	–	–	23	23
Maun	–	–	–	–	3	3	53	59	3	–	4	7	1	3	40	44
Mochudi	–	–	1	1	2	3	33	38	–	–	8	8	2	1	34	37
Molepolole	–	–	1	1	3	3	40	46	1	1	26	28	1	7	60	68
Palapye	–	–	–	–	2	5	32	39	2	–	14	16	2	3	26	31
Ramotswa	–	–	3	3	–	3	7	10	–	–	5	5	2	1	9	12
Selebi Phikwe	–	1	–	1	4	9	63	76	–	–	41	41	–	4	42	46
Serowe	–	–	–	–	–	–	3	3	–	–	–	–	–	–	9	9
Tsabong	–	–	–	–	–	2	12	14	1	1	10	12	2	4	19	25
Village	2	–	27	29	–	–	13	13	6	2	80	88	2	1	31	34
Total	3	3	98	104	43	65	843	951	28	8	380	416	50	59	973	1082

Table A5: Total number of Offences by Magisterial Court and Sex of Accused, 2014 (cont'd)

Magisterial Court	Public order and other social code offences				Theft and related offences				Weapons and explosives offences				Total
	NS	F	M	Total	NS	F	M	Total	NS	F	M	Total	
Bobonong	1	-	-	1	1	-	19	20	-	-	1	1	103
Broadhurst	-	-	-	-	10	11	194	215	-	-	7	7	833
Extension Two	-	-	-	-	3	11	139	153	-	-	1	1	1 403
Francistown	-	-	14	14	27	16	439	482	-	-	10	10	1 987
Ghanzi	-	-	-	-	2	-	27	29	-	-	-	-	226
Gumare	1	-	2	3	-	-	4	4	-	-	-	-	72
Hukuntsi	-	-	-	-	1	3	33	37	-	1	9	10	329
Jwaneng	1	-	10	11	4	3	34	41	-	-	3	3	238
Kanye	-	-	3	3	5	4	45	54	-	-	8	8	368
Kasane	-	-	1	1	1	4	61	66	-	-	1	1	280
Lethakane	-	-	-	-	1	-	40	41	-	-	1	1	274
Lobatse	-	-	3	3	2	5	107	114	-	1	12	13	578
Mahalapye	-	-	-	-	3	8	43	54	-	-	2	2	332
Masunga	-	-	1	1	-	1	40	41	-	-	-	-	216
Maun	-	1	2	3	2	3	57	62	-	-	-	-	557
Mochudi	-	-	1	1	5	3	75	83	-	-	2	2	387
Molepolole	1	-	-	1	4	7	62	73	1	-	2	3	553
Palapye	-	-	-	-	-	1	53	54	-	-	-	-	358
Ramotswa	1	-	-	1	2	-	18	20	-	-	-	-	124
Selebi Phikwe	1	-	1	2	5	13	96	114	-	-	3	3	666
Serowe	-	-	-	-	-	-	2	2	-	-	-	-	28
Tsabong	-	-	-	-	1	1	35	37	1	2	16	19	247
Village	-	-	1	1	8	19	188	215	-	-	-	-	648
Total	6	1	39	46	87		1811	2011	2	4	78	84	10 807

Table A6: Total Number of Offences by Sex and Age of Accused, 2014

Criminal Offences	15-19	20-24	25-29	30-34	35-39	40-44	45-49	50-54	55-59	60-64	65+	NOT STATED	Total
MALE													
Attempts/threats to murder, assaults, harassments and related offences	4	45	83	75	55	42	22	15	1	2	-	8	352
Burglary and related offences	9	69	103	84	46	25	16	5	5	2	5	17	386
Controlled drug offences	1	5	34	48	46	36	18	8	6	4	7	5	218
Damage to property and to the environment	-	11	26	49	29	18	20	6	6	4	2	9	180
Dangerous and negligent acts	10	120	394	510	379	249	120	48	33	13	9	62	1 947
Fraud, forgery and false instrument offences	-	5	14	13	18	16	9	7	9	4	2	1	98
Homicide offences	4	37	54	43	26	3	6	5	1	3	2	4	188
Offences against government, justice procedures and organisation of crime	7	103	217	307	175	83	39	15	12	6	4	36	1 004
Offences not elsewhere classified (NEC)	4	99	186	229	247	156	117	71	30	16	11	37	1 203
Public order and other social code offences	-	1	5	5	8	8	2	4	-	2	1	3	39
Road and traffic offences (NEC)	7	115	214	196	125	85	35	24	8	8	2	24	843
Robbery,extortion and highjacking offences	6	53	67	82	71	43	19	13	7	5	4	10	380
Sexual offences	15	161	252	229	129	70	39	25	13	-	8	32	973
Theft and related offences	21	166	373	446	304	197	110	56	48	23	25	42	1 811
Weapons and explosives offences	-	3	6	13	21	17	4	8	3	-	1	2	78
Total	88	993	2028	2329	1679	1048	576	310	182	92	83	292	9 700

Table A6: Total Number of Offences by Age and Sex of Accused, 2014 (cont'd)

Offence	15-19	20-24	25-29	30-34	35-39	40-44	45-49	50-54	55-59	60-64	65+	NOT STATED	Total
FEMALE													
Attempts/threats to murder, assaults, harassments and related offences	-	2	3	3	-	2	2	-	-	1	-	1	14
Burglary and related offences	-	5	2	4	1	1	1	-	1	-	-	3	18
Controlled drug offences	-	3	2	5	7	5	3	5	3	-	1	3	37
Damage to property and to the environment	-	3	3	4	9	4	2	3	1	-	-	-	29
Dangerous and negligent acts	-	3	10	23	24	6	6	4	-	-	-	3	79
Fraud, forgery and false instrument offences	-	-	-	1	2	-	-	-	-	-	-	-	3
Homicide offences	1	2	5	3	3	1	2	1	1	-	-	2	21
Offences against government, justice procedures and organisation of crime	2	3	8	16	4	5	4	6	3	-	1	2	54
Offences not elsewhere classified (NEC)	-	5	12	16	13	6	10	3	2	1	3	1	72
Public order and other social code offences	-	-	1	-	-	-	-	-	-	-	-	-	1
Road and traffic offences (NEC)	4	9	9	13	9	6	7	1	3	1	-	3	65
Robbery,extortion and highjacking offences	-	-	2	2	-	2	-	1	-	-	1	-	8
Sexual offences	1	4	6	23	6	4	4	5	-	-	2	4	59
Theft and related offences	3	10	27	21	17	10	8	5	5	2	3	2	113
Weapons and explosives offences	-	-	-	-	1	1	1	1	-	-	-	-	4
Total	11	49	90	134	96	53	50	35	19	5	11	24	577

Table A6: Total Number of Offences by Age and Sex of Accused, 2014 (cont'd)

Criminal Offences	15-19	20-24	25-29	30-34	35-39	40-44	45-49	50-54	55-59	60-64	65+	Not stated	Total
All													
Attempts/threats to murder, assaults, harassments and related offences	4	47	86	79	55	44	24	15	1	3	-	27	385
Burglary and related offences	9	74	105	88	47	26	17	5	6	2	5	46	430
Controlled drug offences	1	8	37	53	53	42	21	13	9	4	8	26	275
Damage to property and to the environment	1	14	29	53	38	22	22	9	7	4	2	20	221
Dangerous and negligent acts	10	123	410	537	406	257	126	52	34	13	9	119	2 096
Fraud, forgery and false instrument offences	-	5	14	14	20	16	9	7	9	4	2	4	104
Homicide offences	5	39	60	46	29	4	8	6	2	3	2	19	223
Offences against government, justice procedures and organisation of crime	9	106	226	323	179	88	43	21	15	6	5	115	1 136
Offences not elsewhere classified (NEC)	4	104	198	248	260	162	127	74	32	18	14	106	1 347
Public order and other social code offences	-	1	6	5	8	8	2	4	-	2	1	9	46
Road and traffic offences (NEC)	11	124	223	211	134	91	42	25	11	9	2	68	951
Robbery, extortion and high jacking offences	6	53	69	84	71	45	19	14	7	5	5	38	416
Sexual offences	16	165	258	255	135	74	43	30	13	-	10	83	1 082
Theft and related offences	24	176	403	468	323	207	118	61	53	25	28	125	2 011
Weapons and explosives offences	-	3	6	13	22	19	5	9	3	-	1	3	84
Total	100	1 042	2 130	2 477	1 780	1 105	626	345	202	98	94	808	10 807

Table A7: Number of Offences by Verdict and Sex of Accused, 2014

	N/S	Acquitted & Discharged	Guilty and Sentenced	Cautioned	Committed to High Court	Convicted/ Sentencing Postpone	Dismissed for want of prosecute	Stay of proceedings	Withdrawn	Total
Male										
Attempts/threats to murder, assaults, harassments and related offences	8	33	174	-	-	2	10	-	119	346
Burglary and related offences	9	63	105	-	2	2	9	1	195	386
Controlled drug offences	2	33	64	-	-	2	12	3	99	215
Damage to property and to the environment	5	30	52	1	2	3	14	-	72	179
Dangerous and negligent acts	29	161	1180	3	3	3	38	-	463	1880
Fraud, forgery and false instrument offences	4	4	19	-	-	-	3	-	60	90
Homicide offences	12	37	26	-	49	-	8	1	51	184
Offences against government, justice procedures and organisation of crime	21	91	417	2	4	9	15	4	388	950
Offences not elsewhere classified (NEC)	16	127	336	-	2	6	26	3	586	1102
Public order and other social code offences	-	3	6	-	1	-	3	-	18	31
Road and traffic offences (NEC)	4	46	99	-	1	-	26	-	273	449
Robbery, extortion and high jacking offences	17	65	56	-	1	1	8	1	172	321
Sexual offences	26	170	275	-	20	6	24	-	402	923
Theft and related offences	28	166	317	-	6	2	49	-	662	1230
Weapons and explosives offences	-	4	14	1	-	-	-	-	34	53
Total	181	1033	3140	7	91	36	245	13	3594	8339

Table A7: Number of Offences by Verdict and Sex of Accused, 2014(cont'd)

	N/S	Acquitted & Discharged	Guilty and Fined	Cautioned	Committed to High Court	Convicted/ Sentencing Postpone	Dismissed for want of prosecute	Stay of proceedings	Withdrawn	Total
Female										
Attempts/threats to murder, assaults, harassments and related offences	1	3	4	-	-	-	-	-	6	14
Burglary and related offences	-	5	5	-	-	-	-	-	8	18
Controlled drug offences	-	6	15	-	-	-	1	-	14	36
Damage to property and to the environment	-	8	10	-	1	-	-	-	10	29
Dangerous and negligent acts	1	3	46	-	-	-	3	-	20	73
Fraud, forgery and false instrument offences	1	-	1	-	-	-	-	-	-	2
Homicide offences	1	3	3	-	4	-	-	-	10	21
Offences against government, justice procedures and organisation of crime	3	9	22	-	-	-	2	-	14	50
Offences not elsewhere classified (NEC)	2	6	17	-	-	-	1	-	39	65
Public order and other social code offences	-	-	1	-	-	-	-	-	-	1
Road and traffic offences (NEC)	1	6	14	-	1	-	1	-	22	45
Robbery,extortion and highjacking offences	-	3	3	-	-	-	-	-	1	7
Sexual offences	1	8	19	-	-	1	-	-	30	59
Theft and related offences	1	8	31	2	1	-	1	-	48	92
Weapons and explosives offences	-	-	1	-	-	-	0	-	2	3
Total	12	68	192	2	7	1	9	-	224	515

Table A7: Number of Offences by Verdict and Sex of Accused, 2014(cont'd)

	N/S	Acquitted & Discharged	Guilty and Fined	Cautioned	Committed to High Court	Convicted/ Sentencing Postpone	Dismissed for want of prosecute	Stay of proceedings	Withdrawn	Total
Sex Not stated										
Attempts/threats to murder, assaults, harassments and related offences	-	4	5	-	-	-	1	-	10	19
Burglary and related offences	1	4	7	-	-	1	-	-	13	26
Controlled drug offences	-	4	5	-	-	-	1	-	10	20
Damage to property and to the environment	-	3	3	-	-	-	-	-	6	12
Dangerous and negligent acts	-	4	44	-	-	-	1	-	19	68
Fraud, forgery and false instrument offences	-	0	1	-	-	-	1	-	1	3
Homicide offences	-	2	4	-	4	-	1	-	2	13
Offences against government, justice procedures and organisation of crime	3	14	25	-	-	-	3	-	31	76
Offences not elsewhere classified (NEC)	1	10	11	-	-	-	1	1	44	68
Public order and other social code offences	-	2	2	-	-	-	-	-	1	5
Road and traffic offences (NEC)	-	7	5	-	-	-	1	-	12	25
Robbery, extortion and high jacking offences	-	10	1	-	-	-	-	-	18	26
Sexual offences	1	4	8	-	-	1	2	-	28	44
Theft and related offences	2	5	22	-	-	-	3	-	30	62
Weapons and explosives offences	-	-	-	-	-	-	-	-	1	1
Total	8	73	143	0	4	2	15	1	226	468

Table A7: Number of Offences by Verdict and Sex of Accused, 2014(cont'd)

	N/S	Acquitted & Discharged	Guilty and Fined	Cautioned	Committed to High Court	Convicted/ Sentencing Postpone	Dismissed for want of prosecute	Stay of proceedings	Withdrawn	Total
All										
Attempts/threats to murder, assaults, harassments and related offences	9	40	183	-	-	2	11	-	135	379
Burglary and related offences	10	72	117	-	2	3	9	1	216	430
Controlled drug offences	2	43	84	-	-	2	14	3	123	271
Damage to property and to the environment	5	41	65	1	3	3	14	-	88	220
Dangerous and negligent acts	30	168	1270	3	3	3	42	-	502	2021
Fraud, forgery and false instrument offences	5	4	21	-	-	-	4	-	61	95
Homicide offences	13	42	33	-	57	-	9	1	63	218
Offences against government, justice procedures and organisation of crime	27	114	464	2	4	9	20	4	433	1076
Offences not elsewhere classified (NEC)	19	143	364	-	2	6	28	4	669	1235
Public order and other social code offences	-	5	9	-	1	-	3	-	19	37
Road and traffic offences (NEC)	5	59	118	-	2	-	28	-	307	519
Robbery,extortion and high jacking offences	17	78	60	-	1	1	8	1	191	354
Sexual offences	28	182	302	-	20	8	26	-	460	1026
Theft and related offences	31	179	370	2	7	2	53	-	740	1384
Weapons and explosives offences	-	4	15	1	-	-	-	-	37	57
Total	201	1174	3475	9	102	39	269	14	4044	9322

Table A8: Percentage Number of Offences by Verdict, 2014

	N/s	Acquitted & Discharged	Guilty and Fined	Cautioned	Committed to High Court	Convicted/ Sentencing Postpone	Dismissed for want of prosecute	Stay of proceedings	Withdrawn	Total
Both Sexes										
Attempts/threats to murder, assaults, harassments and related offences	0.1	0.4	2.0	0.0	0.0	0.0	0.1	0.0	1.4	4.1
Burglary and related offences	0.1	0.8	1.3	0.0	0.0	0.0	0.1	0.0	2.3	4.6
Controlled drug offences	0.0	0.5	0.9	0.0	0.0	0.0	0.2	0.0	1.3	2.9
Damage to property and to the environment	0.1	0.4	0.7	0.0	0.0	0.0	0.2	0.0	0.9	2.4
Dangerous and negligent acts	0.3	1.8	13.6	0.0	0.0	0.0	0.5	0.0	5.4	21.7
Fraud, forgery and false instrument offences	0.1	0.0	0.2	0.0	0.0	0.0	0.0	0.0	0.7	1.0
Homicide offences	0.1	0.5	0.4	0.0	0.6	0.0	0.1	0.0	0.7	2.3
Offences against government, justice procedures and organisation of crime	0.3	1.2	5.0	0.0	0.0	0.1	0.2	0.0	4.6	11.5
Offences not elsewhere classified (NEC)	0.2	1.5	3.9	0.0	0.0	0.1	0.3	0.0	7.2	13.2
Public order and other social code offences	0.0	0.1	0.1	0.0	0.0	0.0	0.0	0.0	0.2	0.4
Road and traffic offences (NEC)	0.1	0.6	1.3	0.0	0.0	0.0	0.3	0.0	3.3	5.6
Robbery, extortion and high jacking offences	0.2	0.8	0.6	0.0	0.0	0.0	0.1	0.0	2.0	3.8
Sexual offences	0.3	2.0	3.2	0.0	0.2	0.1	0.3	0.0	4.9	11.0
Theft and related offences	0.3	1.9	4.0	0.0	0.1	0.0	0.6	0.0	7.9	14.8
Weapons and explosives offences	0.0	0.0	0.2	0.0	0.0	0.0	0.0	0.0	0.4	0.6
Total	2.2	12.5	37.3	0.1	1.1	0.4	2.9	0.2	43.4	100.0

Table A9 Total number of cases by age group of accused and type of Plea - 2014

AGE-GROUP	Not stated	Guilty	Not applicable	Not Guilty	Reserved	Total
15-19	1	11	9	28	19	68
20-24	8	247	44	279	146	724
25-29	27	530	69	574	265	1465
30-34	28	620	78	701	340	1767
35-39	22	451	89	488	232	1282
40-44	12	263	57	315	157	804
45-49	5	141	34	194	83	457
50-54	4	71	20	112	37	244
55-59	1	35	9	70	30	145
60-64	1	20	7	32	15	75
65+	-	12	3	37	11	63
Not stated	76	159	24	217	110	586
Total	185	2560	443	3047	1445	7680

Appendix B

CRIME STATISTICS CLASSIFICATION CODES

001 HOMICIDE OFFENCES

- 0101 MURDER/MANSLAUGHTER/INFANTICIDE
 - 0111 Murder
 - 0112 Manslaughter
 - 0113 Infanticide
- 0102 **DANGEROUS DRIVING LEADING TO DEATH**
 - 0121 Manslaughter (traffic fatality)
 - 0122 Dangerous driving causing death
 - 0123 Causing death by drunken driving

02 SEXUAL OFFENCES

- 021 **RAPE AND SEXUAL ASSAULT**
 - 0211 Rape of a male or female
 - 0212 Defilement of a boy or girl less than 17 years old
 - 0213 Sexual offence involving mentally impaired person
 - 0214 Aggravated sexual assault
 - 0215 Sexual assault (not aggravated)
- 022 **OTHER SEXUAL OFFENCES**
 - 0221 Incest
 - 0222 Child pornography offences
 - 0223 Child pornography - obstruction of warrant
 - 0224 Gross indecency
 - 0225 Attempted Rape

03 ATTEMPTS/THREATS TO MURDER, ASSAULTS, HARASSMENTS AND RELATED OFFENCES

031 ATTEMPTS/THREATS TO MURDER

- 0311 Murder-attempt
- 0312 Murder-threat (threat to kill)

0320 ASSAULTS

- 03201 Assault causing harm
- 03202 Poisoning
- 03203 Assault or obstruction of Garda/official, resisting arrest
- 03204 Minor assault
- 03205 Indecent assault on boy(s) under 14 years
- 03206 Indecent assault on females
- 03207 Assault O.A.B.H
- 03208 Assault common
- 03209 Common nuisance
- 03210 Other assaults
- 03211 Grievous harm
- 03212 Assault Police Officer
- 03213 Assaulting person on duty

0330 HARASSMENT AND RELATED OFFENCES

- 03301 Harassment, stalking, threats
- 03302 Coercion
- 03303 Menacing phone calls
- 03304 Incitement to hatred offences
- 03305 Demanding payment of debt causing alarm
- 03306 Use of insulting language

04 DANGEROUS OR NEGLIGENT ACTS

0410 DANGEROUS OR NEGLIGENT OPERATION OF A VEHICLE

- 04101 Dangerous driving causing serious bodily harm
- 04102 Driving/In charge of a vehicle while over legal alcohol limit
- 04103 Driving/In charge of a vehicle under the influence of drugs
- 04104 Dangerous/careless driving and motorway offences

- 04105 Speeding
- 04106 Causing death by leaving motor vehicle on a road

0420 042 OTHER DANGEROUS OR NEGLIGENT ACTS

- 04201 Endangerment with potential for serious harm/death
- 04202 Abandoning a child, child neglect and cruelty
- 04203 Unseaworthy/Dangerous use of boat or ship
- 04204 False alarm/Interference with aircraft or air transport facilities
- 04205 Endangering traffic offences
- 04206 Reckless and Negligent Acts

05 KIDNAPPING AND RELATED OFFENCES

0510 051 FALSE IMPRISONMENT, ABDUCTION

- 05101 False Imprisonment
- 05102 Abduction of person under 16 years of age
- 05103 Abduction

06 ROBBERY, EXTORTION AND HIGHJACKING OFFENCES

0610 ROBBERY

- 06101 Robbery of an establishment or institution
- 06102 Robbery of cash or goods in transit
- 06103 Robbery from the person
- 06104 Armed Robbery
- 06105 Attempted Robbery

0620 EXTORTION OFFENCES

- 06201 Blackmail, extortion

0630 HIJACKING OFFENCES

- 06301 Carjacking, high jacking/unlawful seizure of aircraft/vessel

07 BURGLARY AND RELATED OFFENCES

0710 BURGLARY

- 07101 Aggravated burglary
- 07102 Burglary (not aggravated)
- 07103 Possession of an article (with intent to burgle, steal, demand)
- 07104 Burglary and theft
- 07105 Burglary

08 THEFT AND RELATED OFFENCES

0810 THEFT/TAKING OF VEHICLE AND RELATED OFFENCES

- 08101 Theft/Unauthorized taking of vehicle
- 08102 Interfering with vehicle (with intent to steal item or vehicle)
- 08103 Theft of a motor vehicle
- 08104 Theft of a motor vehicle using violence
- 08105 Theft of a motor vehicle using offensive weapon or firearms or threatening to use them
- 08106 Dealing in stolen motor vehicle or parts thereof
- 08107 Failure to report suspected stolen vehicle by motor dealer
- 08108 Selling or receiving a motor vehicle without document effecting such sale
- 08109 Failing to issue a declaration or certificate being a motor vehicle dealer
- 08110 Failing to present declaration or certificate being a motor vehicle purchaser
- 08111 Tempering with motor vehicle (Conceal or disguise identification)
- 08112 Failure to report the alteration or change of colour of a motor vehicle at registration office for amendment
- 08113 Driving motor vehicle without number plates or without satisfactory explanation
- 08114 Manufacturing instruments which may be in the commission of offence
- 08115 Making number plates or key for a person without seeing any identification for that person
- 08116 Breaking into motor vehicle
- 08117 Attempting to steal a motor vehicle
- 08118 Attempting to receive a stolen motor vehicle
- 08119 Conspiring with any other person in the commission of the offence
- 08120 Selling or assisting to sell a motor vehicle having reason to believe it is stolen

0820 THEFT (NOT VEHICLE)

- 08201 Theft from person
- 08202 Theft from shop
- 08203 Theft from vehicle
- 08204 Theft/Unauthorized taking of a pedal cycle
- 08205 Theft of, or interference with, mail, postal matter
- 08206 Theft of other property
- 08207 Theft common
- 08208 Store breaking and theft
- 08209 Theft by agent
- 08210 Theft by person in public service
- 08211 Theft by servant and clerk
- 08212 Theft from a person
- 08213 Theft of a postal matter
- 08214 House breaking and theft
- 08215 Stealing goods in transit

0830 HANDLING STOLEN PROPERTY

- 08301 Handling/ carrying or possession of stolen property
- 08302 In possession of property stolen outside Botswana
- 08303 Receiving stolen property

FRAUD, DECEPTION AND RELATED OFFENCES**0910 FRAUD, FORGERY AND FALSE INSTRUMENT OFFENCES**

- 09101 Fraud, deception, false pretence offences
- 09102 Forging an instrument to defraud
- 09103 Possession of an article for use in fraud, deception or extortion
- 09104 Falsification of accounts
- 09105 Offences under the Companies Act
- 09106 Offences under the Investment Intermediaries Act
- 09107 Offences under the Stock Exchange Act
- 09108 Forging licenses
- 09109 Forgery and uttering
- 09110 Making documents without authority
- 09111 Alter document without authority

0920 OTHER FRAUD

- 09201 Money laundering
- 09202 Embezzlement
- 09203 Fraud against the country
- 09204 Importation/Sale/Supply of tobacco
- 09205 Fraudulent appropriation of power

0930 COUNTERFEITING CURRENCY AND RELATED OFFENCES

- 09301 Counterfeiting notes and coins

0940 CORRUPTION

- 09401 Corruption (involving public office holder)
- 09402 Official corruption
- 09403 Removal of property under lawful seizure

10 CONTROLLED DRUG OFFENCES**1010 IMPORTATION/MANUFACTURE OF DRUGS**

- 10101 Importation of drugs
- 10102 Cultivation or manufacture of drugs

1020 POSSESSION OF DRUGS

- 10201 Possession of drugs for sale or supply
- 10202 Possession of drugs for personal use

1030 OTHER DRUG OFFENCES

- 10301 Forged or altered prescription offences
- 10302 Failure to produce order, prescription, or drug book for inspection
- 10303 Possessing or using a habit forming drug

- 10304 Failure to comply with conditions of drug permit or license
- 10305 Dealing in habit forming drugs
- 10306 Obstruction under the Drugs Act
- 10307 Cause death through intoxicating drugs
- 11 WEAPONS AND EXPLOSIVES OFFENCES**
- 1110 EXPLOSIVES, CHEMICAL WEAPONS OFFENCES**
 - 11101 Causing an explosion
 - 11102 Making of explosives
 - 11103 Possession of explosives
 - 11104 Chemical weapons offences
- 1120 FIREARMS OFFENCES**
 - 11201 Discharging a firearm
 - 11202 Going armed in public
 - 11203 Owning an arm without license
 - 11204 Failure to comply with the demands of production of arm license or certificate
 - 11205 Dangerous acts with arms
 - 11206 Having in possession arms or ammunition while convicted of offence under this act
 - 11207 Making false statement for the purpose of procuring registration as an arm dealer
 - 11208 Making false entry in an arm dealers registry
 - 11209 Failing to keep an arm or ammunition under safe custody
 - 11210 Failure to report lost or stolen arm/ammunition
 - 11211 Importing arms or ammunition without permit
 - 11212 Exporting arms or ammunition without permit
 - 11213 Possessing unregistered arms or ammunitions
 - 11214 Selling arm or ammunition
 - 11215 Disposing arms or ammunitions
 - 11216 Transferring arms or ammunitions
 - 11217 Manufacturing arms or ammunitions without Manufacturer' license
 - 11218 Possessing special types of arms or ammunition
 - 11219 Importing arms or ammunitions of war without permit
 - 11220 Possessing unregistered arms or ammunition of war without permit
 - 11221 Owning an arm or ammunition of war/arm without license
 - 11222 Use of arms to resist arrest
- 1130 OFFENSIVE WEAPONS OFFENCES (NEC)**
 - 11301 Possession of offensive weapons (not firearms)
- 1140 FIREWORKS OFFENCES**
 - 11401 Fireworks Offences (for sale, IGNITING etc.)
- 12 DAMAGE TO PROPERTY AND TO THE ENVIRONMENT**
- 1210 CRIMINAL DAMAGE**
 - 12101 Arson
 - 12102 Criminal damage (not arson)
 - 12103 Malicious injury to property
- 1220 ENVIRONMENTAL DAMAGE**
 - 12201 Litter offences
- 13 PUBLIC ORDER AND OTHER SOCIAL CODE OFFENCES**
- 1310 DISORDERLY CONDUCT**
 - 13101 Affray/Riot/Violent disorder
 - 13102 Public order offences
 - 13103 Drunkenness offences
 - 13104 Air rage-disruptive or drunken behaviour on aircraft
- 1320 TRESPASS OFFENCES**
 - 13201 Forcible entry and occupation (not burglary)
 - 13202 Trespass on lands or enclosed areas
 - 13203 Criminal trespass
- 1330 LIQUOR LICENSING OFFENCES**
 - 13301 Failure to keep register being a hotel liquor license premises
 - 13302 Carrying on other businesses on licensed premises

- 13303 Altering licensed premises without approval by the licensing authority
- 13304 Selling intoxicating liquor without license
- 13305 Selling liquor to young persons
- 13306 Obstructing a health inspector to carry out his/her duty
- 13307 Selling intoxicating liquor to a drunken person
- 13308 Procuring drink for drunken person
- 13309 Making a false entry or statement in a hotel register
- 13310 Departing from licensed premises without paying
- 13311 Drinking liquor in a bottle store or on a prohibited area
- 13312 Failure to provide meals and accommodation being a hotel keeper
- 13313 Obstruct/resist licensed premises to be closed by authorised person
- 13314 Refusing to leave licensed premises
- 13315 Adulterating liquor
- 13316 Permitting licensed premises to be a brothel
- 13317 Making business or trading without a license/certificate
- 13318 Willingly making a false statement in a document
- 13319 Keeping wholesale quantities of intoxicating liquor on licensed premises
- 13320 Other Liquor licensing offences
- 13321 Other Registered clubs offences
- 13322 Other restaurant offences
- 13323 Operating beyond stipulated hours

1340 PROSTITUTION OFFENCES

- 13401 Brothel keeping
- 13402 Organization of prostitution
- 13403 Prostitution, including soliciting etc.

1350 REGULATED BETTING/MONEY, COLLECTION/TRADING OFFENCES

- 13501 Offences under the Betting Acts
- 13502 Collecting money without permit, unauthorized collection
- 13503 Offences under Gaming and Lotteries Acts
- 13504 Permit/License offences for casual/street trading

1360 SOCIAL CODE OFFENCES (NEC)

- 13601 Bestiality
- 13602 Indecency
- 13603 Allowing a child (under 16 years) to beg
- 13604 Bigamy
- 13605 Begging
- 13606 Rogues and vagabonds

14 ROAD AND TRAFFIC OFFENCES (NEC)

1410 DRIVING LICENCE/INSURANCE OFFENCES

- 14101 Driving license-failure to have, produce, etc.
- 14102 Insurance-failure to have, produce, display, etc.
- 14103 Driving an unlicensed motor vehicle.
- 14104 Failure to display road license.

1420 VEHICLE TAX/REGISTRATION OFFENCES

- 14201 Owning or driving unregistered motor vehicle
- 14202 Misuse of Trade License
- 14203 Failure to comply with conditions of motor dealer's license

1430 ROADWORTHINESS/REGULATORY OFFENCES

- 14301 Misuse of trailers, weight and other offences
- 14302 Obstruction under Road Traffic Acts
- 14303 Driving motor vehicle with worn out tires
- 14304 Driving motor vehicle with insufficient hand brake
- 14305 Driving motor vehicle with insufficient foot brake
- 14306 Drawing a trailer with inefficient braking foot brake
- 14307 Drawing motor vehicle not equipped with mudguard
- 14308 Driving motor vehicle with defective warning device
- 14309 Riding a bicycle with defective warning device

- 14310 Driving motor vehicle with shattered windscreen
- 14311 Driving motor vehicle with defective wipers
- 14312 Driving motor vehicle without mirrors, speedometer, fuel cap
- 14313 Driving motor vehicle with defective head lamps
- 14314 Driving motor vehicle with defective park lamps
- 14315 Driving motor vehicle with defective rear/tail lamps
- 14316 Driving motor vehicle with defective stop lights
- 14317 Driving motor vehicle with defective registration lamps
- 14318 Riding a bicycle at night without lamps
- 14319 Operating an animal drawn vehicle without a lamp
- 14320 Driving a motor vehicle with defective indicator
- 14321 Driving a motor vehicle with height exceeding 4.1 meters
- 14322 Riding bicycle on a dangerous position
- 14323 Failure to keep record of the driver
- 14324 Spanning more than two donkeys abreast
- 14325 Walking along / across the road in a dangerous manner
- 14326 Making noise / sounding instrument for the purpose of touting
- 14327 Permitting incompetent person to drive animal drawn vehicle
- 14328 Leaving animal drawn vehicle unattended
- 14329 Failure to stop at a level crossing
- 14330 Failure to close the gate
- 14331 Ungazetted identification plates
- 14332 Carrying passengers while a learner
- 14333 Failure to display red letter L
- 14334 Failure to obey warning sign on projecting loads overloading goods
- 14335 Carrying goods or passengers in a manner likely to obscure driver's view.
- 14336 Driving motor vehicle exceeding 10.5 meters during prohibited hours
- 14337 Failure to wear a protective helmet
- 14338 Failure to display number plates
- 14339 Driving a motor unaccompanied whilst a learner
- 14340 Permitting unlicensed person to drive
- 14341 Carrying a passenger, animal or article in front of a motor cycle driver
- 14342 Riding a motor vehicle in a dangerous position
- 14343 Causing damage to a motor vehicle
- 14344 Tampering with a motor vehicle
- 14345 Taking a motor vehicle without authority
- 14346 Leaving a motor vehicle unattended
- 14347 Obstructing a police officer
- 14348 Applying for a license without disclosing endorsement
- 14349 Failure to obey police direction or signal
- 14350 Failure to obey traffic signs or signals
- 14351 Careless driving (other vehicles)
- 14352 Reckless Driving (other vehicles)
- 14353 Drunken driving of other vehicles (not motor vehicles)
- 14354 Fraudulent use of imitated plates document or mark
- 14355 Giving false information to public servant
- 14356 Failure to stop and report an accident
- 14357 Failure to provide breath or blood specimen
- 14358 Leaving cattle unattended on main road
- 14359 Playing games obstructing road ushers
- 14360 Lead, drive animal or vehicle on foot path
- 14361 Fraudulent application for driving license
- 14362 Failure to stop and report a fatal accident
- 14363 In charge of a motor vehicle whilst unfit through drinks
- 14364 Reckless drinking (motor vehicle)
- 14365 Using a motor vehicle in such condition as to constitute danger to the public
- 14366 Traffic in obscene publication
- 14367 Driving while disqualified
- 14368 Other road offences
- 14369 Careless and inconsiderate Driving

1440 ROAD TRANSPORT/PUBLIC SERVICE VEHICLE OFFENCES

- 14401 Road Transport - carriage of goods offences
- 14402 Overloading passengers in a P.S.V
- 14403 Using a P.S.V without a P.S.V driving license
- 14404 Operating P.S.V in unhygienic condition
- 14405 Driving a P.S.V without a fire extinguisher
- 14406 Conducting without conducting P.S.V
- 14407 Driving P.S.V without P.S.V driving license
- 14408 Driving P.S.V without due care and attention
- 14409 P.S.V reckless driving
- 14410 Disobeying P.S.V. driver /conductor not to enter because it is full
- 14411 Public Service Vehicle offences
- 14412 Light rail offences (Luas)

15 OFFENCES AGAINST GOVERNMENT, JUSTICE PROCEDURES AND ORGANISATION OF CRIME**1510 OFFENCES AGAINST GOVERNMENT AND ITS AGENTS**

- 15101 Treason
- 15102 Breaches of Offences Against the State Acts
- 15103 Breaches of Official Secrets Act
- 15104 Impersonating member of An Garda Síochána
- 15105 Electoral offences including personation
- 15106 Public mischief-annoying phone calls, wasting police time
- 15107 Criminal Assets Bureau offences
- 15108 Non-compliance with Garda direction
- 15109 Destruction of statutory document
- 15110 Traffic in obscene publication
- 15111 Abuse of office
- 15112 False assumption of authority
- 15113 False information to a public officer
- 15114 Personating persons employed in public service
- 15115 Tampering with public officers
- 15116 Undermining authority of a public service
- 15117 Refusal to be searched by authorized person
- 15118 Holding any interest without permission from the minister
- 15119 Possession of stamp dye
- 15120 Wearing nurses uniform
- 15121 Failure to disclose conflict of interest
- 15122 Failure to explain standard of living/possession of unexplained property
- 15123 Failure to pay compensation/wages
- 15124 Failure to provide necessities

1520 ORGANISATION OF CRIME AND CONSPIRACY TO COMMIT CRIME

- 15201 Criminal organization offences (organized crime)
- 15202 Conspiracy to commit a crime

1530 PERVERTING THE COURSE OF JUSTICE

- 15301 Perjury
- 15302 Interfering with a jury (embracery)
- 15303 Assisting offenders
- 15304 Public mischief, pervert course of justice, conceal offence
- 15305 Obstructing court officers
- 15306 Destroying evidence
- 15307 Interfering with a witness

1540 OFFENCES WHILE IN CUSTODY AND RELATED OFFENCES

- 15401 Escape or help to escape from custody
- 15402 Prison offences
- 15403 Attempt from lawful custody

1550 BREACH OF JUSTICE/COURT ORDER

- 15501 Breach of Domestic Violence Order (protection, safety, barring)
- 15502 Breach of the peace

- 15503 Breach of bail
 - 15504 Failure to comply under Sex Offenders Act
 - 15505 Breach of order under Family Law Act
 - 15506 Dealing in any assets subject to an order of the court
 - 15507 Other failure to comply with court order, jury summons, warrant etc.
- 16 OFFENCES NOT ELSEWHERE CLASSIFIED (NEC)**
- 1610 IMPORTATION/CONTROL/WELFARE OF ANIMALS OFFENCES**
- 16101 Illegal importation of animals
 - 16102 Control of horses offences
 - 16103 Dog ownership offences (license, control etc.)
 - 16104 Injuring animals
 - 16105 Killing animals with intent to steal
 - 16106 Unlawful wounding
 - 16107 Offences against animals
 - 16108 Non-reporting of matimela
 - 16109 Unlawful importation or possession on acquisition of ivory
- 1620 FISHERIES/MARITIME OFFENCES**
- 16201 Breaches of fishing quota/related regulation
- 1630 USE OF DATA, ELECTRONIC COUNTERFEIT AND BROADCASTING OFFENCES**
- 16301 Unauthorized accessing of data
 - 16302 Recording, possession, distribution of counterfeit material
 - 16303 Unauthorized broadcasting and illegal signal reception
- 1640 IMMIGRATION OFFENCES/ CARRIER LIABILITIES**
- 16401 Overstaying in Botswana
 - 16402 Making a contradictory statement for the purpose of entering Botswana
 - 16403 Unlawful entry in Botswana
 - 16404 Failure to comply with visit conditions
 - 16405 Failure to transmit residential permit to the board
 - 16406 Failure to transmit residential permit to the minister
 - 16407 Re- entering Botswana as a prohibited immigrant
 - 16408 Aiding or abetting unlawful entry
 - 16409 Forging certificates or documents for the purpose of entering Botswana
 - 16410 Uttering or using false certificate or document for the purpose of entering Botswana
 - 16411 Unlawful possession of residential permit
 - 16412 Delivering residential permit, passport or other I.D document for the use by other person
 - 16413 Forging or altering unlawfully a residential permit, passport or any I.D document
- 1650 STOCK THEFT**
- 16501 Duty to ascertain bonafides of seller of stock
 - 16502 Trespass with intent to steal
 - 16503 Night delivery of stock
 - 16504 Making false statement in a certificate
 - 16505 Failure to produce removal certificate
 - 16506 Tampering with stock or produce
 - 16507 Possession of stolen stock
 - 16508 Dealing in stolen stock or produce
 - 16509 Stealing stock or produce
- 1660 PRECIOUS STONES OFFENCES**
- 16601 Failure to report discovery of precious stones
 - 16602 Entering any protection area when the exclusion order is still in force
 - 16603 Making false statement in order to apply for dealers license or permit
 - 16604 Signing false notes of sale and purchase
 - 16605 Dealing in rough or uncut precious stone to keep register of transaction
 - 16606 Failure to deliver picked or found precious stone to the police station
 - 16607 Dealing in precious stones during night time, Sunday or holidays
 - 16608 Making false declaration of discovery of precious stones
 - 16609 Placing of precious stones where not naturally found
 - 16610 Unlawful dealing in and possession of rough or uncut precious stones
 - 16611 Purchases from or sale to unauthorized person
 - 16612 Failure to report imported precious stone in the district
 - 16613 Unlawful mining

1670 MISCELLANEOUS OFFENCES

- 16701 Abortion
- 16702 Procuring or assisting in abortion
- 16703 Concealment of birth
- 16704 Destroying/Disposing of a dead body
- 16705 Pawn broking offences
- 16706 Offences in connection with rail travel
- 16707 Employment permit offences (relating to non-Batswana national)
- 16708 Idle and disorderly person
- 16711 Cheating
- 16712 Entering dwelling with intent to commit offence
- 16713 Obtaining by false pretences
- 16715 Attempt to commit an offence
- 16716 Unnatural offence
- 16717 Accessory after fact
- 16718 Demanding property with menace
- 16719 Attempt to procure abortion
- 16720 Attempt to commit unnatural offence
- 16721 Issuing cheque with no funds

