

2009 CRIME STATISTICS REPORT

STATISTICS BOTSWANA

Copyrights © Statistics Botswana 2013

Contact:

Crime, Civil and Vital Statistics Unit

Tel: (267) 3934968

Fax: (267) 3952201

Statistics Botswana. Private Bag 0024 Botswana

Tel: (267) 367 1300. **Fax:** (267) 395 2201. **Email:** csobots.@gov.bw **Website:** www.cso.gov.bw

Preface


This report provides findings of the 2009 decided criminal cases from all Magistrates Courts in Botswana. This is the third report produced by Statistics Botswana, following the 2003 stats brief which was produced in April 2010 and the 2004-2008 report released in June 2012. The production of this report is in response to demands from the Botswana Government, private sector and the public at large, for information relating to crime in Botswana.

The report is based on data obtained from all twenty Magisterial Courts in Botswana. The analysis is only focused on decided criminal cases and as such excludes pending cases. The crime classification used, was adopted from the Irish Crime classification and adapted to Botswana situation. To prepare this report the data went through coding, entry, cleaning and finally, analysis and report writing.

The Report has an Introductory Background followed by discussion of findings and tables. The 2009 Crime Report has some changes as regards to offence classification. For this analysis offence categories were classified using the Irish Crime classifications which are as follows; Homicide, Sexual, Threat to Murder, Dangerous or Negligent Acts, Kidnapping, Robbery, Burglary, Theft & Related Offences, Fraud, Controlled Drugs, Weapons & Explosives, Damage to Property, Public Order & other Social Code, Road & Traffic, Offences Against Government & Justice Procedures and also the category of Offences Not Elsewhere Classified.

I would like to acknowledge and appreciate the contributions of the Administration of Justice, the High Court in Lobatse/Gaborone for providing the Magisterial Criminal Cases Returns and I would also like to extend my appreciation to all the Magistrate Courts in Botswana for their consistency and continuous submission of monthly Criminal Cases forms.

Statistics Botswana intends to improve on timeliness of this report and produce it annually. Comments and feedback on quality and presentation of information are most welcome.



A. N. Majelantle
 Statistician General

Date: June 2013

Table of Contents

Prefaceiv

1.0 Introduction 1

2.0 Findings 2

 2.1 *Decided Cases by Months* 2

Chart 1: Percentage Distribution of Decided Criminal Cases by Month, 2009..... 2

Chart 2: Trend Distribution of Decided Cases during 2004- 2009..... 2

 2.2 *Accused by Sex* 3

Chart 3: Percentage Distribution of Accused by Sex and Age Group, 2009..... 3

 2.3 *Offences Committed*..... 4

Chart 4: Percentage Distribution of Offences Committed, 2009 4

 2.4 *Accused by Age*..... 5

Chart 5: Percentage Distribution of Accused by Age, 2004-2009..... 5

 2.5 *Verdicts*..... 7

Chart 6: Percentage Distribution of Accused by Verdict, 2009 7

3.0 Conclusion 8

Appendix A 9

LIST OF TABLES 9

Table A1: Percentage Distribution of Decided Cases by Magisterial Courts, 2009 9

Table A2: Total Number of Accused by Magisterial Courts, 2004 -2009..... 10

Table A3: Number of Decided Cases by Magisterial Court and Month, 2009 11

Table A4: Number of Accused by Magisterial Court, Sex and Age, 2009 - MALES..... 12

Table A4: Table A4: Number of Accused by Magisterial Court, Sex and Age, 2009 (cont'd) - FEMALES 13

Table A4: Table A4: Number of Accused by Magisterial Court, Sex and Age, 2009 (cont'd) – NOT STATED..... 14

Table A4: Table A4: Number of Accused by Magisterial Court, Sex and Age, 2009 (cont'd).. 15

Table A5: Total Number of Offences by Magisterial Court and Sex of Accused, 2009..... 16

Table A5: Total Number of Offences by Magisterial Court and Sex of Accused, 2009 (cont'd) 17

Table A5: Total Number of Offences by Magisterial Court and Sex of Accused, 2009 (cont'd) 18

Table A5: Total Number of Offences by Magisterial Court and Sex of Accused, 2009 (cont'd) 19

Table A6: Total Number of Offences by Sex and Age of Accused, 2009 – MALE..... 20

Table A6: Total Number of Offences by Sex and Age of Accused, 2009 (cont'd) - FEMALE ... 21

Table A6: Total Number of Offences by Sex and Age of Accused, 2009 (cont'd) – Sex Not Stated 22

Table A6: Total Number of Offences by Sex and Age of Accused, 2009 (cont'd) – GRAND TOTAL 23

Table A7: Number of Offences by Verdict and Sex of Accused, 2009 – MALE 24

Table A7: Number of Offences by Verdict and Sex of Accused, 2009 (cont'd) – FEMALE 25

Table A7: Number of Offences by Verdict and Sex of Accused, 2009 (cont'd) – Sex Not Stated 26

Table A7: Number of Offences by Verdict and Sex of Accused, 2009 (cont'd) – GRAND TOTAL 27

Table A8: Number of Cases by Magistrate Court and Duration before Completion -2009..... 28

Table A9: Number of Accused by Age and Sex and Year, 2004-2009 29

Appendix B 30

CRIME STATISTICS CLASSIFICATION CODES..... 30

1.0 Introduction

This report mainly focuses on decided (completed) criminal cases in Botswana for the year 2009 from all Magistrates Courts in the Country. It is the third report produced by Statistics Botswana relating to different reported criminal occurrences in the country.

Statistics Botswana analyses data from Magisterial Courts on crime. This data is extracted from the High Court records, coded and analyzed by Crime, Civil and Vital Statistics Unit, to produce yearly reports on crime statistics. This report intends to present data on criminal cases recorded by Magisterial Courts in the year 2009.

Magisterial Courts are categorized into two regions,

1. Southern region which consists of Broadhurst, Village, Extension II, Lobatse, Jwaneng, Mochudi, Kanye, Molepolole, Tsabong, and Gantsi Magisterial Courts.
2. Northern region includes Francistown, Selibe- Phikwe, Mahalapye, Serowe, Palapye, Letlhakane, Masunga, Maun and Kasane Magisterial Courts.

The report mainly focuses on decided criminal cases reported at the Magisterial Courts. Some cases may have been given a hearing but still pending due to different reasons and as such are not included in this analysis. Magistrate courts.

Since there are different types of criminal cases reported at the Magisterial Courts, they have been classified into broad categories namely, Homicide, Sexual, Threat to murder/kill, Dangerous or Negligent Acts, Kidnapping, Robbery, Burglary, Theft & related offences, Fraud, Controlled Drugs, Weapons & Explosives, Damage to Property, Public Order & other Social Code, Road & Traffic, Offences Against Government & Justice Procedures and also the category of Offences Not Elsewhere Classified. This broad classification was adopted from the Irish Crime Classification and adapted to Botswana criminal offenses.

A Principal Offence Rule was not applied when analyzing the data instead all offences committed by the accused were recorded; as such the number of accused is likely to be less than offences committed. Principal Offence Rule states that if a person commits more than one offence simultaneously, he will be recorded only for most serious offence and in that case the number of accused will always be equivalent to the number of offenses committed. .

Analysis of crime in the country is of great importance for it advises on adequate planning, implementation and monitoring of viable policies and programs to curb crime. Statistics on crime also help government to evaluate trends on societal well-being. Furthermore, in this emerging document there are some findings which are worth noting, such as women committed offences relating to homicide, sex, threat to murder, controlled drugs and arms & ammunition.

2.0 Findings

2.1 Decided Cases by Months

The results show that there were 5,683 decided cases in 2009. It should however be noted that not all decided cases were registered in 2009 but some have been brought forward from previous years and concluded or decided in 2009. The highest proportion of cases was concluded in June 2009 accounting for 10.8 percent of all the decided cases, and the lowest proportion was recorded in December, same year, with 5.3 percent (Chart 1). Francistown Magistrate Court had the highest number of criminal cases completed (800) while the least (63) were completed in Broadhurst Magistrate Court. (See Table A3).

Chart 1: Percentage Distribution of Decided Criminal Cases by Month, 2009

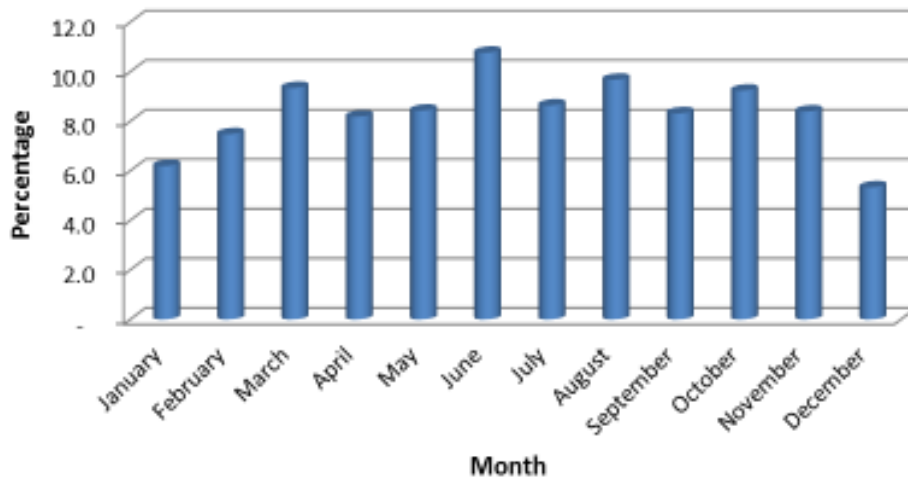
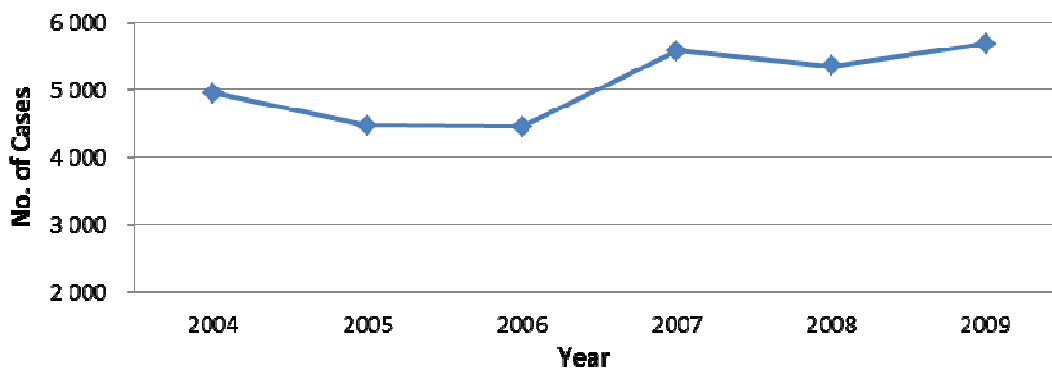


Chart 2 shows the trend of criminal decided cases from 2004 to 2009. It was observed that there is a general upward trend in the number of cases decided, increasing from 4,943 in 2004 to 5,683 in 2009. Table 8 shows that 78.0 percent of the cases were completed within 12 months of registration with the courts.

Chart 2: Trend Distribution of Decided Cases during 2004- 2009

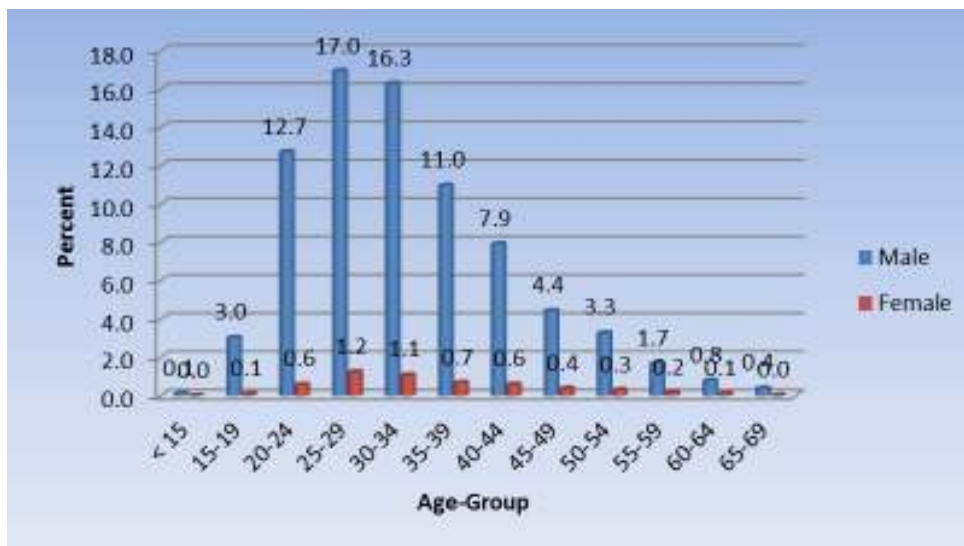


2.2 Accused by Sex

The analysis shows that 94.2 percent of the accused were males, females constituted only 5.8 percent. Most of the males accused were aged between 20 and 39 years, which is 57.0 percent of all the accused. Female participation in criminal acts is low, when compared to their male counterparts, with the highest percentage (1.2 percent) of accused recorded in the age group 25-29. Records show that males debut criminal acts at age less than 15 years, with six (6) of them accused for different crimes ranging from sexual crimes, threat to murder, assault & related offences and also theft & related offenses. This shows that males get involved in criminal activities at an earlier age than females. Among males, those aged 25-29 years constituted the highest percent of the accused with 17.0 percent followed by an age group of 30-34 year olds with 16.3 percent. Likewise, among females, the highest percentage of accused was recorded in age group 25-29 with 1.2 percent followed by age group 30-34 with 1.1 percent. Given this statistics, it is evident that as age increases participation in criminal acts decreases (chart 3).

The results reveal that males, when compared to their female counterparts, are prone to committing criminal offenses and constituted the highest percentage throughout all age groups. (Chart 3)

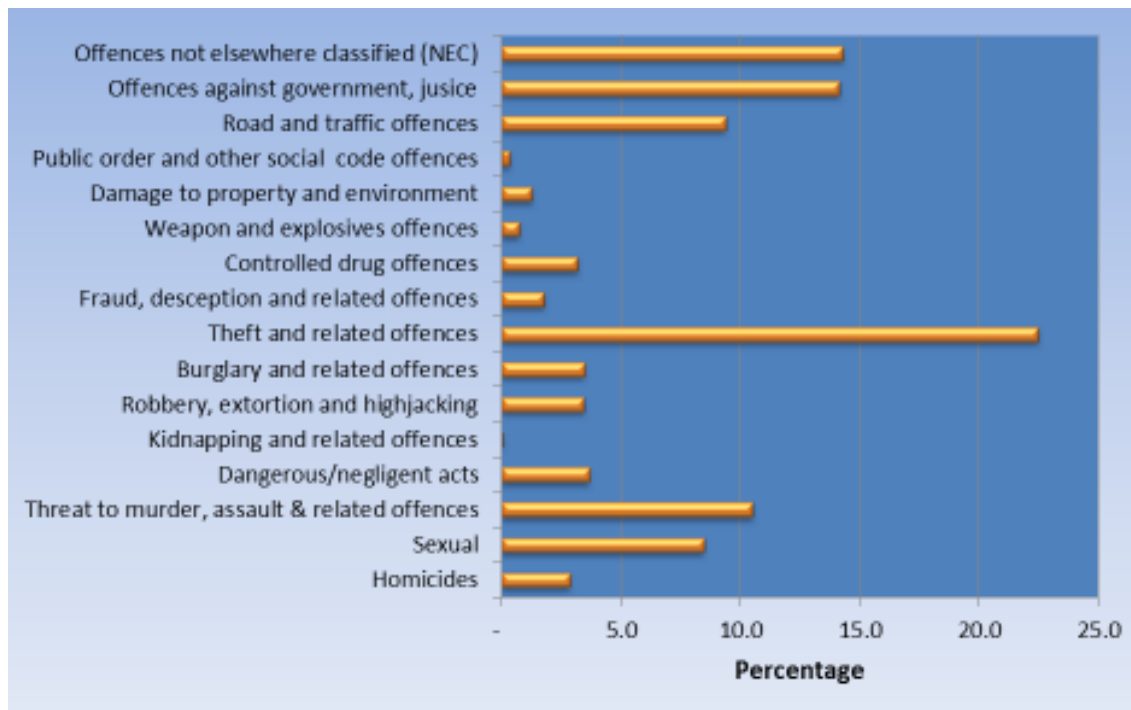
Chart 3: Percentage Distribution of Accused by Sex and Age Group, 2009



2.3 Offences Committed

A Principal Offence Rule was not applied when analyzing this data. According to Chart 4 and Table A5, Theft is the most common offence committed. It includes theft of vehicles, stealing from a dwelling or person(s), interfering with postal matter and stealing goods in transit as well as handling stolen property. Theft constituted the highest proportion (22.5 percent) of all offences committed, and 94.0 percent of the accused for such an act were males. These were followed by offences against government, justice and crime organizations (14.2 percent) of which 1.3 percent of such acts were committed by females. About 11.0 percent of criminal offences were threat to murder/kill; assault & related offences and 95.3 percent of these crimes were committed by males. Sexual offences accounted for 8.5 percent, of which 0.7 percent was committed by females. Only males were involved in kidnapping cases and they constituted 0.01 percent of all the cases completed or decided by courts in 2009.

Chart 4: Percentage Distribution of Offences Committed, 2009



2.4 Accused by Age

Table 1 shows distribution of offences by age of accused persons. Distribution reveals that youths aged 20-34 were leading in different types of crimes. About 22.9 percent of those involved in homicide were aged 25-29, followed by age group 30-34 with 18.2 percent and then age group 20-24 with 15.1 percent. Among offenders who were accused of sexual offences, 26.6 percent were aged 20 -24 followed by age group 25-29 with 20.4 percent. Of those accused of threat to murder/kill and assault, age group 25-29 contributed the highest proportion with 22.6 percent followed by age group 30-34 and 35-39 with 21.4 and 11.8 percent respectively. Accused aged 20-34 contributed high proportions of 56.3, 58.3 and 51.0 percent among those trialed with robbery, burglary and weapon & explosives respectively.

Among the accused aged less than 15 years, four (4) (66.8 percent) were charged with sex offences, one (1) (16.6 percent) was trialed for threat to kill or assault and related offences and one (1) (16.6 percent) was charged with theft.

The trends show that youth participation in criminal activities has decreased from 2004 – 2009 as depicted by Chart 5 below. This might be due to youth programmes that the government has introduced to improve the lives of youths.

Chart 5: Percentage Distribution of Accused by Age, 2004-2009

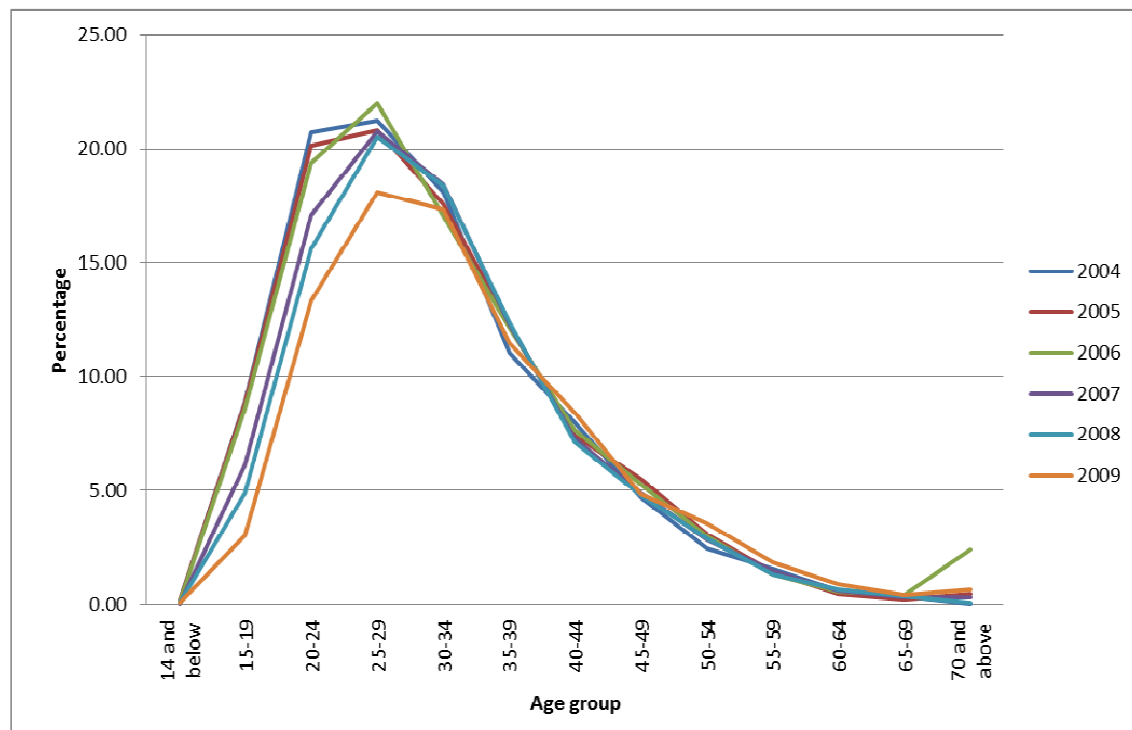


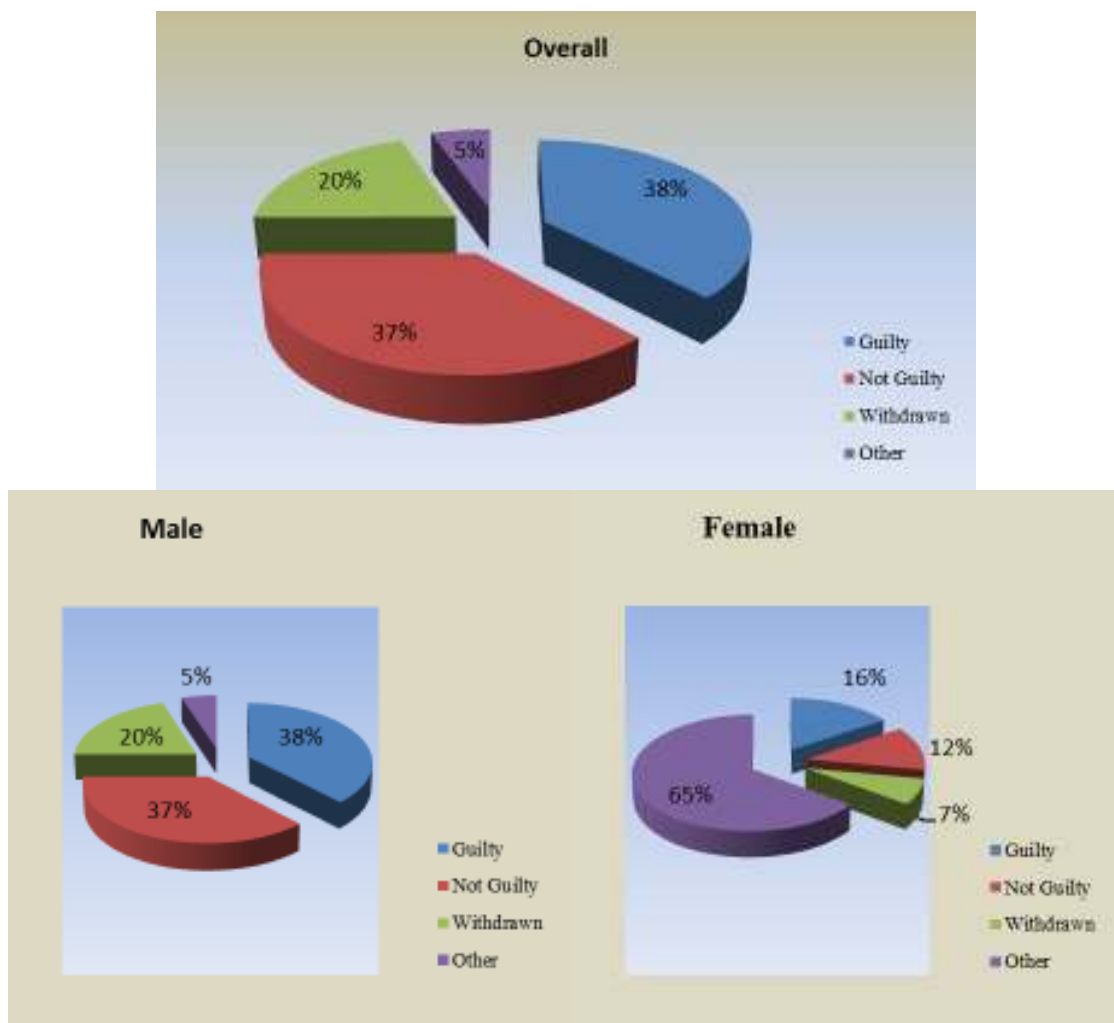
Table 1: Percentage Distribution of Offences by Age Group of Accused, 2009

Offence	Less than 15	15- 19	20-24	25-29	30-34	35-39	40-44	45-49	50-54	55-59	60-64	65-69	70+	Not Stated	Total
Homicide	-	2.1	15.1	21.9	18.2	7.8	7.3	3.6	3.1	2.1	1.0	0.5	1.0	16.1	192
Sexual	0.7	8.6	26.6	20.4	10.4	7.0	3.7	3.3	1.1	1.1	0.4	0.2	0.5	16.0	568
Threat to murder, assault, harassments & related offences	0.1	1.0	7.7	22.6	21.4	11.8	9.1	6.5	3.8	1.4	1.0	0.6	0.4	12.6	705
Dangerous/negligent acts	-	0.4	10.2	22.0	20.7	17.9	10.2	5.7	2.4	2.0	1.2	-	0.4	6.9	246
Kidnapping and related offences	-	-	-	-	-	-	-	-	-	-	-	-	-	100.0	1
Robbery, extortion and high jacking	-	7.4	31.6	16.9	7.8	1.3	0.4	1.3	-	-	-	-	0.4	32.5	231
Burglary and related offences	-	6.9	21.9	22.7	13.7	4.7	0.9	0.4	-	-	0.4	-	-	27.9	233
Theft and related offences	0.1	4.4	15.4	17.1	13.3	4.6	3.2	1.3	0.4	0.2	0.2	-	0.1	22.2	1,509
Fraud, deception and related offences	-	-	8.3	15.8	17.5	15.0	10.0	1.7	5.0	-	-	-	0.8	25.8	120
Controlled drug offences	-	2.8	13.6	13.1	11.2	9.8	8.4	8.4	4.2	3.3	1.4	0.5	1.4	22.0	214
Weapon and explosives offences	-	2.0	16.3	22.4	12.2	4.1	8.2	-	-	2.0	-	-	4.1	28.6	49
Damage to property and environment	-	5.9	16.5	18.8	23.5	5.9	9.4	5.9	-	1.2	2.4	1.2	-	9.4	85
Public order and other social code offences	-	-	-	0.1	0.3	0.0	0.1	0.1	-	-	0.0	0.0	-	0.3	22
Road and traffic offences	-	0.6	8.6	14.8	20.2	17.5	11.4	5.4	5.1	2.4	2.2	0.8	1.6	5.2	629
Offences against government, justice & crime organization	-	0.7	1.9	9.8	22.3	20.6	16.7	8.7	7.6	3.6	0.9	0.2	0.6	6.2	950
Offences not elsewhere classified (NEC)	-	1.9	13.2	19.6	17.6	9.7	7.5	4.5	4.2	2.4	0.9	0.8	0.8	16.8	959
Total	0.1	3.0	13.0	17.4	16.9	10.6	7.8	4.4	3.1	1.6	0.8	0.4	0.6	15.8	6,713

2.5 Verdicts

The law states that one is considered innocent of an offence/crime until found/proven guilty by the court(s) of law. In cognizance of the above records of 2009 shows that; of all the 6,713 cases recorded that year, 37.0 percent of the accused were not found guilty and that only 38.0 percent were found guilty. About 20 percent of the cases were withdrawn and the remaining 5.0 percent were given other verdicts such as *committed, verdict not taken, cautioned, dismissed in want of prosecution, reserved or verdict not stated*. Among males, 38.0 and 37.0 percent of accused were found guilty and not guilty respectively, while 20 percent charges were withdrawn and 5 percent fell under "other" verdicts. About 16.0 percent of females were found guilty, 12.0 percent were not guilty and 7.0 percent charges were withdrawn whereas 65.0 percent were given "Other" verdicts (Chart 6 & Table 7).

Chart 6: Percentage Distribution of Accused by Verdict, 2009



3.0 Conclusion

The report shows a steady increase in crime between 2004 and 2009. The male youth aged 25 to 34 look to be more susceptible to committing crime. More than half of all perpetrators were males aged between 20 and 34 years. This trend has remained the same between 2004 and 2009. The most common crime committed by this group was theft and related cases followed by offences against government, road traffic offences and sexual offences.

Females show a very low participation rate in criminal activities compared to their male counterparts. Another striking feature was that only 38 per cent of males were found guilty of their crimes while a further 16 per cent of females were found guilty. The reasons for low conviction rates could not be ascertained by this report.

Appendix A

LIST OF TABLES

Table A1: Percentage Distribution of Decided Cases by Magisterial Courts, 2009

Magisterial Court	Decided Cases	Percent	Total
Broadhurst Magistrate Court	63	1.1	63
Village Magistrate Court	96	1.7	96
Extension 2 Magistrate Court	429	7.5	429
Francistown Magistrate Court	800	14.1	800
Lobatse Magistrate Court	363	6.4	363
Selibe Phikwe Magistrate Court	408	7.2	408
Jwaneng Magistrate Court	192	3.4	192
Kanye Magistrate Court	395	7	395
Ramotswa Magistrate Court	89	1.6	89
Molepolole Magistrate Court	524	9.2	524
Mochudi Magistrate Court	242	4.3	242
Serowe Magistrate Court	310	5.5	310
Palapye Magistrate Court	165	2.9	165
Mahalapye Magistrate Court	266	4.7	266
Lethakane Magistrate Court	248	4.4	248
Masunga Magistrate Court	232	4.1	232
Maun Magistrate Court	149	2.6	149
Kasane Magistrate Court	121	2.1	121
Gantsi Magistrate Court	160	2.8	160
Tsabong Magistrate Court	431	7.6	431
Total	5,683	100	5,683

Table A2: Total Number of Accused by Magisterial Courts, 2004 -2009

Magisterial Court	2004	2005	2006	2007	2008	2009
Broadhurst Magistrate Court	173	193	63	454	452	63
Village Magistrate Court	359	253	206	342	303	96
Extension 2 Magistrate Court	344	386	86	259	269	429
Francistown Magistrate Court	663	625	587	682	620	800
Lobatse Magistrate Court	400	311	319	651	541	363
Selibe Phikwe Magistrate Court	295	352	492	474	406	408
Jwaneng Magistrate Court	181	-	89	159	83	192
Kanye Magistrate Court	190	163	131	301	270	395
Ramotswa Magistrate Court	-	87	29	9	122	89
Molepolole Magistrate Court	113	217	193	109	298	524
Mochudi Magistrate Court	250	158	277	331	215	242
Serowe Magistrate Court	151	82	93	112	165	310
Palapye Magistrate Court	218	238	465	422	215	165
Mahalapye Magistrate Court	124	276	362	191	300	266
Lethakane Magistrate Court	245	172	195	302	261	248
Masunga Magistrate Court	518	277	253	185	196	232
Maun Magistrate Court	276	222	195	199	146	149
Kasane Magistrate Court	204	152	161	188	290	121
Gantsi Magistrate Court	184	115	71	-	65	160
Tsabong Magistrate Court	65	195	190	210	135	431
Total	4,953	4,474	4,457	5,580	5,352	5,683

Table A3: Number of Decided Cases by Magisterial Court and Month, 2009

Magisterial Court	January	February	March	April	May	June	July	August	September	October	November	December	Total
Broadhurst Magistrate Court	1	1	3	-	9	9	13	-	17	2	8	-	63
Village Magistrate Court	4	11	14	12	10	-	6	5	13	15	5	1	96
Extension 2 Magistrate Court	25	37	51	24	45	40	50	38	24	49	26	20	429
Francistown Magistrate Court	69	44	103	85	45	102	87	76	44	73	46	26	800
Lobatse Magistrate Court	27	25	27	11	15	40	21	63	19	37	45	33	363
Selibe Phikwe Magistrate Court	23	48	75	38	38	27	23	31	33	20	25	27	408
Jwaneng Magistrate Court	17	11	18	21	18	17	13	23	16	13	11	14	192
Kanye Magistrate Court	23	31	24	23	36	47	35	42	43	32	35	24	395
Ramotswa Magistrate Court	11	9	2	-	1	20	5	9	16	10	4	2	89
Molepolole Magistrate Court	21	17	25	56	46	67	50	66	33	35	57	51	524
Mochudi Magistrate Court	12	18	25	24	19	34	22	18	22	20	17	11	242
Serowe Magistrate Court	36	34	-	24	22	44	28	38	38	41	5	-	310
Palapye Magistrate Court	2	24	20	11	4	23	24	5	9	23	15	5	165
Mahalapye Magistrate Court	21	21	21	18	22	22	33	26	31	21	22	8	266
Lethakane Magistrate Court	6	2	31	33	9	23	21	7	30	32	40	14	248
Masunga Magistrate Court	16	34	22	14	17	20	10	21	20	21	21	16	232
Maun Magistrate Court	9	20	-	28	15	-	19	24	16	-	18	-	149
Kasane Magistrate Court	-	1	4	6	21	7	5	13	16	20	10	18	121
Gantsi Magistrate Court	8	6	16	7	17	15	9	16	11	30	16	9	160
Tsabong Magistrate Court	21	31	50	30	70	55	17	29	22	31	51	24	431
Total	352	425	531	465	479	612	491	550	473	525	477	303	5,683
Percentage	6.2	7.5	9.3	8.2	8.4	10.8	8.6	9.7	8.3	9.2	8.4	5.3	100

Table A4: Number of Accused by Magisterial Court, Sex and Age, 2009 - MALES

Magisterial Court	14and below	15- 19	20-24	25-29	30-34	35- 39	40-44	45- 49	50- 54	55- 59	60- 64	65- 69	70+	Not Stated	Total
Broadhurst Magistrate Court	-	1	5	11	17	3	6	-	1	-	-	-	-	4	48
Village Magistrate Court	-	-	10	25	30	8	7	5	5	1	-	-	-	5	96
Extension 2 Magisterial	-	3	50	66	79	53	31	16	11	5	1	1	1	64	381
Francistown Magistrate Court	-	22	62	115	113	94	55	27	20	10	5	-	4	193	720
Lobatse Magistrate Court	-	11	51	64	64	43	41	12	12	9	4	1	1	36	349
Selibe Phikwe Magistrate Court	-	9	51	62	60	48	39	18	15	7	5	2	3	43	362
Jwaneng Magistrate Court	-	2	16	35	32	13	17	6	8	3	-	1	-	43	176
Kanye Magistrate Court	2	13	64	70	64	44	22	18	6	10	2	3	1	59	378
Ramotswa Magistrate Court	-	5	28	14	15	9	3	4	-	-	1	-	-	2	81
Molepolole Magistrate Court	-	11	64	67	83	79	48	33	28	12	3	4	3	69	504
Mochudi Magistrate Court	-	11	35	34	43	23	19	11	14	4	3	1	1	29	228
Serowe Magistrate Court	-	23	67	68	49	31	12	17	3	3	4	1	2	8	288
Palapye Magistrate Court	-	1	16	29	21	18	17	6	6	2	-	1	-	26	143
Mahalapye Magistrate Court	1	17	26	61	46	30	27	10	6	5	7	-	8	7	251
Lethakane Magistrate Court	1	3	36	42	41	29	16	16	13	6	1	2	5	25	236
Masunga Magistrate Court	-	16	39	48	39	24	21	13	11	6	1	1	1	-	220
Maun Magistrate Court	-	-	12	19	21	8	7	8	4	-	-	-	1	57	137
Kasane Magistrate Court	1	6	16	22	13	9	9	1	2	4	2	-	-	25	110
Gantsi Magistrate Court	1	2	22	30	24	12	12	8	7	1	-	-	2	6	127
Tsabong Magistrate Court	-	13	39	62	53	33	32	18	11	6	5	4	-	133	409
Total	6	169	709	944	907	611	441	247	183	94	44	22	33	834	5,244

Table A4: Table A4: Number of Accused by Magisterial Court, Sex and Age, 2009 (cont'd) - FEMALES

Magistrate Court	14 and below	15-19	20-24	25-29	30-34	35-39	40-44	45-49	50-54	55-59	60-64	65-69	70+	Not Stated	Total
Broadhurst Magistrate Court	-	-	-	3	3	1	-	-	-	-	-	-	-	-	7
Extension 2 Magistrate Court	-	1	2	8	17	6	5	3	3	2	1	-	-	-	48
Francistown Magistrate Court	-	1	3	4	8	9	3	2	3	2	-	-	-	8	43
Lobatse Magistrate Court	-	-	1	6	2	-	1	1	2	-	-	-	-	1	14
Selibe Phikwe Magistrate Court	-	-	3	8	5	2	1	1	-	-	-	1	-	1	22
Jwaneng Magistrate Court	-	-	4	2	3	2	-	1	1	1	-	-	-	1	15
Kanye Magistrate Court	-	-	2	4	1	4	2	-	2	2	-	-	-	-	17
Ramotswa Magistrate Court	-	-	-	2	1	-	-	1	-	-	-	-	-	-	4
Molepolole Magistrate Court	-	2	-	6	2	2	3	2	-	1	-	-	2	-	20
Mochudi Magistrate Court	-	-	-	4	2	2	3	-	1	-	-	-	1	-	13
Serowe Magistrate Court	-	-	4	6	3	1	4	1	-	-	-	-	1	2	22
Mahalapye Magistrate Court	-	-	3	4	3	3	-	1	-	-	1	-	-	-	15
Lethakane Magistrate Court	-	1	2	1	2	2	2	1	-	1	-	-	-	-	12
Masunga Magistrate Court	-	-	1	5	2	1	2	1	-	-	-	-	-	-	12
Maun Magistrate Court	-	-	1	-	1	1	-	-	-	-	-	-	-	3	6
Kasane Magistrate Court	-	-	2	3	-	-	3	-	1	-	-	-	-	2	11
Gantsi Magistrate Court	-	-	3	-	-	1	2	-	-	-	-	-	1	-	7
Tsabong Magistrate Court	-	-	-	3	3	-	1	4	4	-	2	-	-	5	22
Total	-	5	32	69	60	38	33	21	17	10	6	1	5	23	320

Table A4: Table A4: Number of Accused by Magisterial Court, Sex and Age, 2009 (cont'd) – NOT STATED

Magistrate Court	14 and below	15-19	20-24	25-29	30-34	35-39	40-44	45-49	50-54	55-59	60-64	65-69	70+	Not Stated	Total
Broadhurst Magistrate Court	-	-	-	-	2	-	-	1	-	-	-	-	-	5	8
Francistown Magistrate Court	-	-	3	4	4	1	1	1	2	1	-	-	-	20	37
Selibe Phikwe Magistrate Court	-	-	2	4	5	1	2	3	-	-	1	-	-	6	24
Jwaneng Magistrate Court	-	-	-	-	-	-	-	-	-	-	-	-	-	1	1
Ramotswa Magistrate Court	-	-	1	1	1	-	-	-	-	-	-	-	-	1	4
Mochudi Magistrate Court	-	-	-	-	1	-	-	-	-	-	-	-	-	-	1
Palapye Magistrate Court	-	-	6	1	1	-	2	1	-	-	-	-	-	1	12
Maun Magistrate Court	-	-	-	-	2	-	1	-	-	-	-	-	-	3	6
Gantsi Magistrate Court	-	-	5	6	2	2	-	1	-	-	-	-	-	10	26
Total	-	-	17	16	18	4	6	7	2	1	1	-	-	47	119
Both Sex															
Broadhurst Magistrate Court	-	1	5	14	22	4	6	1	1	-	-	-	-	9	63
Village Magistrate Court	-	-	10	25	30	8	7	5	5	1	-	-	-	5	96
Extension 2	-	4	52	74	96	59	36	19	14	7	2	1	1	64	429
Francistown Magistrate Court	-	23	68	123	125	104	59	30	25	13	5	-	4	221	800
Lobatse Magistrate Court	-	11	52	70	66	43	42	13	14	9	4	1	1	37	363
Selibe Phikwe Magistrate Court	-	9	56	74	70	51	42	22	15	7	6	3	3	50	408
Jwaneng Magistrate Court	-	2	20	37	35	15	17	7	9	4	-	1	-	45	192
Kanye Magistrate Court	2	13	66	74	65	48	24	18	8	12	2	3	1	59	395
Ramotswa Magistrate Court	-	5	29	17	17	9	3	5	-	-	1	-	-	3	89

Table A4: Table A4: Number of Accused by Magisterial Court, Sex and Age, 2009 (cont'd)

Magistrate Court	14 and below	15- 19	20- 24	25-29	30- 34	35- 39	40- 44	45- 49	50- 54	55- 59	60- 64	65-69	70+	Not Stated	Total
Molepolole Magistrate Court	-	13	64	73	85	81	51	35	28	13	3	4	5	69	524
Serowe Magistrate Court	-	23	71	74	52	32	16	18	3	3	4	1	3	10	310
Palapye Magistrate Court	-	1	23	30	24	19	20	9	6	3	2	1	-	27	165
Mahalapye Magistrate Court	1	17	29	65	49	33	27	11	6	5	8	-	8	7	266
Lethakane Magistrate Court	1	4	38	43	43	31	18	17	13	7	1	2	5	25	248
Masunga Magistrate Court	-	16	40	53	41	25	23	14	11	6	1	1	1	-	232
Maun Magistrate Court	-	-	13	19	24	9	8	8	4	-	-	-	1	63	149
Kasane Magistrate Court	1	6	18	25	13	9	12	1	3	4	2	-	-	27	121
Gantsi Magistrate Court	1	2	30	36	26	15	14	9	7	1	-	-	3	16	160
Tsabong Magistrate Court	-	13	39	65	56	33	33	22	15	6	7	4	-	138	431
Total	6	174	758	1,029	985	653	480	275	202	105	51	23	38	904	5,683

Table A5: Total Number of Offences by Magisterial Court and Sex of Accused, 2009

Magisterial Court	Homicides				Sexual				Threat to murder, assault & related offences				Dangerous/ negligent acts			
	M	F	NS	Total	M	F	NS	Total	M	F	NS	Total	M	F	NS	Total
Broadhurst Magistrate Court	-	-	-	-	4	-	-	4	17	2	6	25	-	-	3	3
Village Magistrate Court	8	-	-	8	5	-	-	5	60	-	-	60	-	-	-	-
Extension 2 Magistrate Court	6	-	-	6	16	-	-	16	68	7	-	75	56	3	-	59
Francistown Magistrate Court	11	1	-	12	79	-	-	79	108	5	1	114	72	2	-	74
Lobatse Magistrate Court	15	1	-	16	37	-	-	37	35	2	-	37	8	-	-	8
Selibe Phikwe Magistrate Court	7	-	2	9	35	-	-	35	39	1	-	40	16	-	-	16
Jwaneng Magistrate Court	5	-	-	5	23	1	-	24	8	1	-	9	-	-	-	-
Kanye Magistrate Court	12	3	-	15	52	1	-	53	26	-	-	26	8	-	-	8
Ramotswa Magistrate Court	1	-	-	1	9	-	-	9	8	2	-	10	9	1	-	10
Molepolole Magistrate Court	34	3	-	37	61	1	-	62	24	2	-	26	5	1	-	6
Mochudi Magistrate Court	7	-	-	7	20	-	-	20	47	-	-	47	17	1	-	18
Serowe Magistrate Court	18	3	-	21	35	-	-	35	32	1	-	33	3	-	-	3
Palapye Magistrate Court	5	-	-	5	7	-	-	7	14	3	-	17	-	-	-	-
Mahalapye Magistrate Court	11	3	-	14	23	-	-	23	27	-	-	27	11	-	-	11
Lethakane Magistrate Court	2	-	-	2	28	-	-	28	38	3	-	41	4	-	-	4
Masunga Magistrate Court	12	-	-	12	28	-	-	28	25	1	-	26	2	-	-	2
Maun Magistrate Court	4	-	-	4	14	-	-	14	28	-	2	30	2	-	-	2
Kasane Magistrate Court	1	-	-	1	1	-	-	1	12	-	-	12	-	-	-	-
Gantsi Magistrate Court	10	1	1	12	24	-	-	24	15	3	-	18	8	-	-	8
Tsabong Magistrate Court	5	-	-	5	63	1	-	64	32	-	-	32	14	-	-	14
Total	174	15	3	192	564	4	-	568	663	33	9	705	235	8	3	246

Table A5: Total Number of Offences by Magisterial Court and Sex of Accused, 2009 (cont'd)

Magisterial Court	Kidnapping and related offences				Robbery, extortion and high jacking				Burglary and related offences				Theft and related offences			
	M	F	NS	Total	M	F	NS	Total	M	F	NS	Total	M	F	NS	Total
Broadhurst Magistrate Court	-	-	-	-	8	-	2	10	3	-	-	3	12	1	1	14
Village Magistrate Court	-	-	-	-	3	-	-	3	-	-	-	-	13	-	-	13
Extension 2 Magistrate Court	-	-	-	-	23	-	-	23	11	-	-	11	86	5	-	91
Francistown Magistrate Court	-	-	-	-	38	1	-	39	50	-	7	57	196	13	33	242
Lobatse Magistrate Court	-	-	-	-	18	-	-	18	3	-	-	3	90	6	-	96
Selibe Phikwe Magistrate Court	-	-	-	-	13	-	-	13	24	-	2	26	117	8	17	142
Jwaneng Magistrate Court	-	-	-	-	-	-	-	-	9	-	-	9	52	3	-	55
Kanye Magistrate Court	-	-	-	-	11	-	-	11	26	-	-	26	108	3	-	111
Ramotswa Magistrate Court	-	-	-	-	3	-	-	3	5	-	-	5	34	-	6	40
Molepolole Magistrate Court	-	-	-	-	26	1	-	27	9	2	-	11	101	9	-	110
Mochudi Magistrate Court	-	-	-	-	12	-	-	12	2	-	-	2	65	5	2	72
Serowe Magistrate Court	-	-	-	-	18	3	-	21	20	1	-	21	99	13	-	112
Palapye Magistrate Court	-	-	-	-	5	-	4	9	14	1	1	16	46	4	4	54
Mahalapye Magistrate Court	-	-	-	-	8	-	-	8	15	-	-	15	53	3	-	56
Lethakane Magistrate Court	-	-	-	-	9	-	-	9	5	-	-	5	55	2	-	57
Masunga Magistrate Court	-	-	-	-	8	-	-	8	4	-	-	4	44	2	-	46
Maun Magistrate Court	1	-	-	1	10	-	-	10	3	-	-	3	22	3	-	25
Kasane Magistrate Court	-	-	-	-	4	-	-	4	3	-	-	3	24	1	-	25
Gantsi Magistrate Court	-	-	-	-	3	-	-	3	5	-	1	6	40	-	25	65
Tsabong Magistrate Court	-	-	-	-	-	-	-	-	7	-	-	7	79	4	-	83
Total	1	-	-	1	220	5	6	231	218	4	11	233	1,336	85	88	1,509

Table A5: Total Number of Offences by Magisterial Court and Sex of Accused, 2009 (cont'd)

Magisterial Court	Fraud, deception and related offences				Controlled drug offences				Weapon and explosives offences				Damage to property and environment			
	M	F	NS	Total	M	F	NS	Total	M	F	NS	Total	M	F	NS	Total
Broadhurst Magistrate Court	1	3	-	4	-	1	-	1	1	-	-	1	1	-	-	1
Village Magistrate Court	2	-	-	2	-	-	-	-	-	-	-	-	1	-	-	1
Extension 2 Magistrate Court	14	3	-	17	5	1	-	6	3	-	-	3	7	4	-	11
Francistown Magistrate Court	12	-	2	14	19	7	2	28	-	-	-	-	9	1	-	10
Lobatse Magistrate Court	12	1	-	13	4	-	-	4	3	-	-	3	-	-	-	-
Selibe Phikwe Magistrate Court	4	4	-	8	12	-	2	14	2	-	-	2	5	1	-	6
Jwaneng Magistrate Court	4	-	-	4	15	7	-	22	2	-	-	2	4	-	-	4
Kanye Magistrate Court	6	-	-	6	14	1	-	15	6	-	-	6	9	-	-	9
Ramotswa Magistrate Court	1	-	-	1	2	-	1	3	-	-	-	-	1	-	-	1
Molepolole Magistrate Court	11	-	-	11	3	1	-	4	3	2	-	5	5	-	-	5
Mochudi Magistrate Court	6	1	-	7	-	-	-	-	2	-	-	2	2	-	-	2
Serowe Magistrate Court	2	1	-	3	1	4	-	5	6	-	-	6	7	-	-	7
Palapye Magistrate Court	7	-	-	7	2	2	2	6	3	-	2	5	3	-	-	3
Mahalapye Magistrate Court	1	-	-	1	3	1	-	4	-	-	-	-	3	-	-	3
Lethakane Magistrate Court	1	1	-	2	9	1	-	10	-	-	-	-	1	2	-	3
Masunga Magistrate Court	5	-	-	5	21	9	-	30	2	-	-	2	4	-	-	4
Maun Magistrate Court	1	-	-	1	11	-	-	11	4	-	-	4	1	-	-	1
Kasane Magistrate Court	2	1	-	3	18	-	-	18	-	-	-	-	-	-	-	-
Gantsi Magistrate Court	7	-	-	7	2	1	-	3	2	-	-	2	1	-	-	1
Tsabong Magistrate Court	4	-	-	4	21	9	-	30	6	-	-	6	12	1	-	13
Total	103	15	2	120	162	45	7	214	45	2	2	49	76	9	-	85

Table A5: Total Number of Offences by Magisterial Court and Sex of Accused, 2009 (cont'd)

Magisterial Court	Public Order and other Social code offences				Road and traffic offences				Offences against Government, Justice				Offences not elsewhere classified (NEC)				Total
	M	F	NS	Total	M	F	NS	Total	M	F	NS	Total	M	F	NS	Total	
Broadhurst Magistrate Court	-	-	-	-	-	-	-	-	3	-	-	3	8	2	-	10	78
Village Magistrate Court	-	-	-	-	-	-	-	-	-	-	-	-	7	-	-	7	99
Extension 2 Magistrate Court	3	1	-	4	57	12	-	69	28	1	3	32	59	17	-	76	496
Francistown Magistrate Court	5	-	-	5	69	3	1	73	131	1	-	132	92	12	9	113	996
Lobatse Magistrate Court	-	-	-	-	60	4	-	64	96	1	-	97	34	1	-	35	431
Selibe Phikwe Magistrate Court	3	-	-	3	38	3	-	41	93	1	-	94	44	7	5	56	505
Jwaneng Magistrate Court	-	-	-	-	32	-	-	32	39	2	1	42	24	2	-	26	234
Kanye Magistrate Court	2	-	-	2	28	1	-	29	68	2	-	70	55	6	-	61	447
Ramotswa Magistrate Court	1	-	-	1	3	1	-	4	4	-	-	4	9	-	-	9	101
Molepolole Magistrate Court	2	-	-	2	56	1	-	57	154	1	-	155	75	3	-	78	597
Mochudi Magistrate Court	1	-	-	1	26	2	-	28	15	1	1	17	67	3	2	72	307
Serowe Magistrate Court	1	-	-	1	37	-	-	37	37	-	-	37	22	1	-	23	365
Palapye Magistrate Court	-	-	-	-	16	-	-	16	14	-	-	14	50	1	4	55	214
Mahalapye Magistrate Court	-	-	-	-	100	6	-	106	26	1	-	27	24	3	-	27	322
Lethakane Magistrate Court	-	-	-	-	15	1	-	16	45	1	-	46	53	2	-	55	278
Masunga Magistrate Court	1	-	-	1	9	-	-	9	55	-	-	55	21	1	-	22	254
Maun Magistrate Court	-	-	-	-	2	-	-	2	30	-	-	30	18	3	1	22	163
Kasane Magistrate Court	-	-	-	-	8	-	-	8	11	-	-	11	35	9	-	44	130
Gantsi Magistrate Court	-	-	-	-	15	1	1	17	14	-	3	17	20	1	3	24	207
Tsabong Magistrate Court	2	-	-	2	21	-	-	21	64	-	3	67	137	7	-	144	489
Total	21	1	-	22	592	35	2	629	927	12	11	950	854	81	24	959	6,713

Table A6: Total Number of Offences by Sex and Age of Accused, 2009 – MALE

Offence	Less than 15	15-19	20-24	25-29	30-34	35-39	40-44	45-49	50-54	55-59	60-64	65-69	70+	NOT STATED	Total
Homicide	-	4	26	39	32	12	14	7	5	4	2	1	2	26	174
Sexual	4	49	151	116	58	39	21	18	6	6	2	1	2	91	564
Threat to murder, assault, harassments & related offences	1	7	51	156	140	79	61	41	27	8	5	4	2	81	663
Dangerous/negligent acts	-	1	25	53	50	42	22	14	6	3	3	-	1	15	235
Kidnapping and related offences	-	-	-	-	-	-	-	-	-	-	-	-	-	1	1
Robbery, extortion and high jacking	-	17	67	38	18	3	-	1	-	-	-	-	-	75	220
Burglary and related offences	-	16	50	48	31	11	1	-	-	-	-	-	-	60	218
Theft and related offences	1	63	207	212	167	59	38	15	5	3	1	-	1	300	1,336
Fraud, deception and related offences	-	-	9	12	17	16	12	2	5	-	-	-	-	30	103
Controlled drug offences	-	6	23	22	20	16	11	9	6	4	2	-	2	40	162
Weapon and explosives offences	-	1	7	10	6	2	4	-	-	1	-	-	-	14	45
Damage to property and environment	-	5	13	12	19	4	7	5	-	1	2	1	-	7	76
Public order and other social code offences	-	-	-	2	6	1	3	1	-	-	1	1	-	6	21
Road and traffic offences	-	4	53	89	118	99	70	33	28	15	13	4	10	30	592
Offences against government, justice & crime organization	-	6	18	90	209	194	157	83	67	33	9	2	6	53	927
Offences not elsewhere classified (NEC)	-	16	117	167	142	87	62	38	36	20	8	8	8	145	854
Total	6	195	817	1,066	1,033	664	483	267	191	98	48	23	34	974	6,191

Table A6: Total Number of Offences by Sex and Age of Accused, 2009 (cont'd) - FEMALE

Offence	Less than 15	15-19	20-24	25-29	30-34	35-39	40-44	45-49	50-54	55-59	60-64	65-69	70+	NOT STATED	Total
Homicide	-	-	-	3	3	3	3	-	-	1	-	-	-	-	2
Sexual	-	-	-	-	-	1	1	-	1	-	-	-	-	1	-
Threat to murder, assault, harassments & related offences	-	-	-	3	3	10	4	3	5	-	2	2	-	1	-
Dangerous/negligent acts	-	-	-	-	1	1	2	3	-	-	1	-	-	-	-
Kidnapping and related offences	-	-	-	-	-	-	-	-	-	-	-	-	-	-	-
Robbery, extortion and high jacking	-	-	-	3	-	-	-	1	-	-	-	-	-	1	-
Burglary and related offences	-	-	-	1	2	-	-	-	1	-	-	-	-	-	-
Theft and related offences	-	-	4	9	31	15	5	7	3	1	-	1	-	-	9
Fraud, deception and related offences	-	-	-	1	6	4	2	-	-	1	-	-	-	1	-
Controlled drug offences	-	-	-	4	4	4	5	7	7	3	3	1	-	1	6
Weapon and explosives offences	-	-	-	-	-	-	-	-	-	-	-	-	-	2	-
Damage to property and environment	-	-	-	1	4	1	1	1	-	-	-	-	-	-	1
Public order and other social code offences	-	-	-	-	-	-	-	-	1	-	-	-	-	-	-
Road and traffic offences	-	-	-	1	4	9	10	2	1	4	-	1	1	-	2
Offences against government, justice & crime organization	-	-	1	-	3	-	2	1	-	3	1	-	-	-	1
Offences not elsewhere classified (NEC)	-	-	2	10	18	22	6	8	3	4	3	1	-	-	4
Total	-	-	-	7	36	79	70	41	33	22	17	10	6	1	7

Table A6: Total Number of Offences by Sex and Age of Accused, 2009 (cont'd) – Sex Not Stated

Offence	Less than 15	15-19	20-24	25-29	30-34	35-39	40-44	45-49	50-54	55-59	60-64	65-69	70+	NOT STATED	Total
Homicide	-	-	-	-	-	-	-	-	-	-	-	-	-	3	3
Sexual	-	-	-	-	-	-	-	-	-	-	-	-	-	-	-
Threat to murder, assault, harassments & related offences	-	-	-	-	1	-	-	-	-	-	-	-	-	8	9
Dangerous/negligent acts	-	-	-	-	-	-	-	-	-	1	-	-	-	2	3
Kidnapping and related offences	-	-	-	-	-	-	-	-	-	-	-	-	-	-	-
Robbery, extortion and high jacking	-	-	3	1	-	-	-	2	-	-	-	-	-	-	6
Burglary and related offences	-	-	-	3	1	-	1	-	-	-	1	-	-	5	11
Theft and related offences	-	-	17	15	19	5	3	2	-	-	1	-	-	26	88
Fraud, deception and related offences	-	-	-	1	-	-	-	-	-	-	-	-	-	1	2
Controlled drug offences	-	-	2	2	-	-	-	2	-	-	-	-	-	1	7
Weapon and explosives offences	-	-	1	1	-	-	-	-	-	-	-	-	-	-	2
Damage to property and environment	-	-	-	-	-	-	-	-	-	-	-	-	-	-	-
Public order and other social code offences	-	-	-	-	-	-	-	-	-	-	-	-	-	-	-
Road and traffic offences	-	-	-	-	-	1	-	-	-	-	-	-	-	1	2
Offences against government, justice & crime organization	-	-	-	-	3	-	1	-	2	-	-	-	-	5	11
Offences not elsewhere classified (NEC)	-	-	-	3	5	-	2	2	-	-	-	-	-	12	24
Total	-	-	23	26	29	6	7	8	2	1	2	-	-	64	168

Table A6: Total Number of Offences by Sex and Age of Accused, 2009 (cont'd) – GRAND TOTAL

Offence	Less than 15	15-19	20-24	25-29	30-34	35-39	40-44	45-49	50-54	55-59	60-64	65-69	70+	NOT STATED	Total
Homicide	-	4	29	42	35	15	14	7	6	4	2	1	2	31	192
Sexual	4	49	151	116	59	40	21	19	6	6	2	1	3	91	568
Threat to murder, assault, harassments & related offences	1	7	54	159	151	83	64	46	27	10	7	4	3	89	705
Dangerous/negligent acts	-	1	25	54	51	44	25	14	6	5	3	-	1	17	246
Kidnapping and related offences	-	-	-	-	-	-	-	-	-	-	-	-	-	1	1
Robbery, extortion and high jacking	-	17	73	39	18	3	1	3	-	-	-	-	1	75	231
Burglary and related offences	-	16	51	53	32	11	2	1	-	-	1	-	-	65	233
Theft and related offences	1	67	233	258	201	69	48	20	6	3	3	-	1	335	1,509
Fraud, deception and related offences	-	-	10	19	21	18	12	2	6	-	-	-	1	31	120
Controlled drug offences	-	6	29	28	24	21	18	18	9	7	3	1	3	47	214
Weapon and explosives offences	-	1	8	11	6	2	4	-	-	1	-	-	2	14	49
Damage to property and environment	-	5	14	16	20	5	8	5	-	1	2	1	-	8	85
Public order and other social code offences	-	-	-	2	6	1	3	2	-	-	1	1	-	6	22
Road and traffic offences	-	4	54	93	127	110	72	34	32	15	14	5	10	33	629
Offences against government, justice & crime organization	-	7	18	93	212	196	159	83	72	34	9	2	6	59	950
Offences not elsewhere classified (NEC)	-	18	127	188	169	93	72	43	40	23	9	8	8	161	959
Total	6	202	876	1,171	1,132	711	523	297	210	109	56	24	41	1,063	6,713

Table A7: Number of Offences by Verdict and Sex of Accused, 2009 – MALE

Offence	Guilty	Not Guilty	Not taken/ not applicable	Cautioned	Committed	Reserved	Withdrawn	Dismissed for want of Prosecution	Not stated	Total
Homicide	78	46	7	-	24	5	13	-	1	174
Sexual	184	231	11	2	11	4	114	2	5	564
Threat to murder, assault, harassments & related offences	96	257	20	4	30	9	240	-	7	663
Dangerous/negligent acts	120	63	-	3	-	-	48	-	1	235
Kidnapping and related offences	-	-	-	-	-	-	1	-	-	1
Robbery, extortion and high jacking	70	91	7	-	9	1	38	-	4	220
Burglary and related offences	101	62	2	-	-	-	40	10	3	218
Theft and related offences	571	487	10	6	2	6	231	3	20	1,336
Fraud, deception and related offences	35	43	2	1	-	-	20	2	-	103
Controlled drug offences	102	36	3	-	-	-	21	-	-	162
Weapon and explosives offences	19	17	-	1	-	-	8	-	-	45
Damage to property and environment	32	25	-	-	1	1	17	-	-	76
Public order and other social code offences	8	8	-	1	-	-	4	-	-	21
Road and traffic offences	280	226	2	1	-	-	77	4	2	592
Offences against government, justice & crime organization	276	404	33	1	1	1	205	-	6	927
Offences not elsewhere classified (NEC)	376	301	7	4	1	5	157	-	3	854
Total	2,346	2,297	104	24	79	32	1,234	21	52	6,191

Table A7: Number of Offences by Verdict and Sex of Accused, 2009 (cont'd) – FEMALE

Offence	Guilty	Not Guilty	Not taken/ not applicable	Cautioned	Committed	Reserved	Withdrawn	Dismissed for want of Prosecution	Not stated	Total
Homicide	8	4	-	-	1	-	2	-	-	15
Sexual	1	2	-	-	-	-	1	-	-	4
Threat to murder, assault, harassments & related offences	5	13	1	2	-	-	11	-	1	33
Dangerous/negligent acts	3	3	-	-	-	-	2	-	-	8
Robbery, extortion and high jacking	-	3	-	-	-	-	2	-	-	5
Burglary and related offences	1	3	-	-	-	-	-	-	-	4
Theft and related offences	41	27	-	-	-	-	17	-	-	85
Fraud, deception and related offences	8	6	-	-	-	-	1	-	-	15
Controlled drug offences	22	16	1	-	-	-	6	-	-	45
Weapon and explosives offences	-	2	-	-	-	-	-	-	-	2
Damage to property and environment	5	1	-	-	-	-	3	-	-	9
Public order and other social code offences	1	-	-	-	-	-	-	-	-	1
Road and traffic offences	13	11	-	-	-	-	11	-	-	35
Offences against government, justice & crime organization	4	7	-	-	-	-	1	-	-	12
Offences not elsewhere classified (NEC)	41	24	1	1	-	-	14	-	-	81
Total	153	122	3	3	1	-	71	-	1	354

Table A7: Number of Offences by Verdict and Sex of Accused, 2009 (cont'd) – Sex Not Stated

Offence	Guilty	Not Guilty	Not taken/ not applicable	Cautioned	Committed	Reserved	Withdrawn	Dismissed for want of Prosecution	Not stated	Total
Homicide	-	-	-	-	1	-	-	-	2	3
Threat to murder, assault, harassments & related offences	1	6	-	-	1	-	1	-	-	9
Dangerous/negligent acts	1	-	-	-	-	-	-	-	2	3
Robbery, extortion and high jacking	2	4	-	-	-	-	-	-	-	6
Burglary and related offences	5	4	-	-	-	-	2	-	-	11
Theft and related offences	20	33	-	-	-	-	7	-	28	88
Fraud, deception and related offences	1	-	-	-	-	-	-	-	1	2
Controlled drug offences	2	3	-	-	-	-	-	-	2	7
Weapon and explosives offences	-	2	-	-	-	-	-	-	-	2
Damage to property and environment Public order and other social code offences	-	-	-	-	-	-	-	-	-	-
Road and traffic offences	1	-	-	-	-	-	-	-	1	2
Offences against government, justice & crime organization	7	1	-	-	-	-	2	-	1	11
Offences not elsewhere classified (NEC)	7	11	-	-	-	-	-	-	6	24
Total	47	64	-	-	2	-	12	-	43	168

Table A7: Number of Offences by Verdict and Sex of Accused, 2009 (cont'd) – GRAND TOTAL

Offence	Guilty	Not Guilty	Not taken/ not applicable	Cautioned	Committed	Reserved	Withdrawn	Dismissed for want of Prosecution	Not stated	Total
Homicide	86	50	7	-	26	5	15	-	3	192
Sexual	185	233	11	2	11	4	115	2	5	568
Threat to murder, assault, harassments & related offences	102	276	21	6	31	9	252	-	8	705
Dangerous/negligent acts	124	66	-	3	-	-	50	-	3	246
Kidnapping and related offences	-	-	-	-	-	-	1	-	-	1
Robbery, extortion and high jacking	72	98	7	-	9	1	40	-	4	231
Burglary and related offences	107	69	2	-	-	-	42	10	3	233
Theft and related offences	632	547	10	6	2	6	255	3	48	1,509
Fraud, deception and related offences	44	49	2	1	-	-	21	2	1	120
Controlled drug offences	126	55	4	-	-	-	27	-	2	214
Weapon and explosives offences	19	21	-	1	-	-	8	-	-	49
Damage to property and environment	37	26	-	-	1	1	20	-	-	85
Public order and other social code offences	9	8	-	1	-	-	4	-	-	22
Road and traffic offences	294	237	2	1	-	-	88	4	3	629
Offences against government, justice & crime organization	287	412	33	1	1	1	208	-	7	950
Offences not elsewhere classified (NEC)	424	336	8	5	1	5	171	-	9	959
Total	2,548	2,483	107	27	82	32	1,317	21	96	6,713

Table A8: Number of Cases by Magistrate Court and Duration before Completion -2009

Magisterial court	Day 1-6	Weeks (7-29 days)	30 days -less 12 months	One Year and above	Date not stated	Total
Broadhurst Magistrate Court	8	3	46	6	-	63
Village Magistrate Court	-	3	56	37	-	96
Extension 2 Magistrate Court	21	45	313	50	-	429
Francistown Magistrate Court	43	104	446	206	1	800
Lobatse Magistrate Court	33	53	209	68	-	363
Selibe Phikwe Magistrate Court	49	45	234	80	-	408
Jwaneng Magistrate Court	44	25	71	52	-	192
Kanye Magistrate Court	25	10	311	49	-	395
Ramotswa Magistrate Court	7	9	73	-	-	89
Molepolole Magistrate Court	24	72	276	152	-	524
Mochudi Magistrate Court	7	22	143	70	-	242
Serowe Magistrate Court	21	16	167	106	-	310
Palapye Magistrate Court	9	21	119	16	-	165
Mahalapye Magistrate Court	77	41	145	3	-	266
Lethakane Magistrate Court	17	13	76	142	-	248
Masunga Magistrate Court	10	46	111	65	-	232
Maun Magistrate Court	24	20	78	27	-	149
Kasane Magistrate Court	49	18	48	6	-	121
Gantsi Magistrate Court	16	19	79	46	-	160
Tsabong Magistrate Court	67	35	261	68	-	431
Total	551	620	3262	1249	1	5683
<i>Percent</i>	<i>9.7</i>	<i>10.9</i>	<i>57.4</i>	<i>22.0</i>	<i>0.0</i>	<i>100.0</i>

Table A9: Number of Accused by Age and Sex and Year, 2004-2009

		14 and below	15-19	20-24	25-29	30-34	35-39	40-44	45-49	50-54	55-59	60-64	65-69	70 and above	Not Stated	Total
2004	Male	8	414	937	974	820	501	361	216	112	70	26	16	2	86	4,543
	Female	1	26	89	77	77	47	34	18	9	8	4	3	-	6	399
	NS	-	-	-	-	-	-	-	-	-	-	-	-	-	11	11
	Total	9	440	1,026	1,051	897	548	395	234	121	78	30	19	2	103	4,953
2005	Male	8	378	854	861	740	520	305	225	129	60	20	9	16	54	4,179
	Female	-	19	48	70	47	27	28	21	8	4	-	2	5	1	280
	NS	-	-	-	-	-	-	-	-	-	-	-	-	-	15	15
	Total	8	397	902	931	787	547	333	246	137	64	20	11	21	70	4,474
2006	Male	6	365	828	907	722	508	309	222	122	55	21	17	102	-	4,184
	Female	-	18	36	74	37	34	33	14	12	4	3	2	5	-	272
	NS	-	-	-	-	-	-	-	-	-	-	-	-	-	1	1
	Total	6	383	864	981	759	542	342	236	134	59	24	19	107	1	4,457
2007	Male	3	329	894	1,082	966	646	381	252	148	77	31	17	16	393	5,235
	Female	-	13	59	78	62	40	26	21	11	5	4	1	1	23	344
	NS	-	-	-	-	-	-	-	-	-	-	-	-	-	1	1
	Total	3	342	953	1,160	1,028	686	407	273	159	82	35	18	17	417	5,580
2008	Male	5	251	787	1,015	932	622	359	245	149	68	33	18	5	550	5,039
	Female	-	11	50	83	51	40	24	13	7	4	3	2	-	25	313
	Total	5	262	837	1,098	983	662	383	258	156	72	36	20	5	575	5,352
2009	Male	6	169	709	944	907	611	441	247	183	94	44	22	33	834	5,244
	Female	-	5	32	69	60	38	33	21	17	10	6	1	5	23	320
	NS	-	-	17	16	18	4	6	7	2	1	1	-	-	47	119
	Total	6	174	758	1,029	985	653	480	275	202	105	51	23	38	904	5,683

Appendix B

CRIME STATISTICS CLASSIFICATION CODES

01 HOMICIDE OFFENCES

0101 MURDER/MANSLAUGHTER/INFANTICIDE

- 0111 Murder
- 0112 Manslaughter
- 0113 Infanticide

0102 DANGEROUS DRIVING LEADING TO DEATH

- 0121 Manslaughter (traffic fatality)
- 0122 Dangerous driving causing death
- 0123 Causing death by drunken driving

02 SEXUAL OFFENCES

021 RAPE AND SEXUAL ASSAULT

- 0211 Rape of a male or female
- 0212 Defilement of a boy or girl less than 16 years old
- 0213 Sexual offence involving mentally impaired person
- 0214 Aggravated sexual assault
- 0215 Sexual assault (not aggravated)

022 OTHER SEXUAL OFFENCES

- 0221 Incest
- 0222 Child pornography offences
- 0223 Child pornography - obstruction of warrant
- 0224 Gross indecency

03 ATTEMPTS/THREATS TO MURDER, ASSAULTS, HARASSMENTS AND RELATED OFFENCES

031 ATTEMPTS/THREATS TO MURDER

- 0311 Murder-attempt
- 0312 Murder-threat (threat to kill)

0320 ASSAULTS

- 03201 Assault causing harm
- 03202 Poisoning
- 03203 Assault or obstruction of Garda/official, resisting arrest
- 03204 Minor assault
- 03205 Indecent assault on boy(s) under 14 years
- 03206 Indecent assault on females
- 03207 Assault O.A.B.H
- 03208 Assault common
- 03209 Common nuisance
- 03210 Other assaults
- 03211 Grievous harm

0330 HARASSMENT AND RELATED OFFENCES

- 03301 Harassment, stalking, threats
- 03302 Coercion
- 03303 Menacing phone calls
- 03304 Incitement to hatred offences
- 03305 Demanding payment of debt causing alarm

03306 Use of insulting language

04 DANGEROUS OR NEGLIGENT ACTS

0410 DANGEROUS OR NEGLIGENT OPERATION OF A VEHICLE

- 04101 Dangerous driving causing serious bodily harm
- 04102 Driving/In charge of a vehicle while over legal alcohol limit
- 04103 Driving/In charge of a vehicle under the influence of drugs
- 04104 Dangerous/careless driving and motorway offences
- 04105 Speeding
- 04106 Causing death by leaving motor vehicle on a road

0420 042 OTHER DANGEROUS OR NEGLIGENT ACTS

- 04201 Endangerment with potential for serious harm/death
- 04202 Abandoning a child, child neglect and cruelty
- 04203 Unseaworthy/Dangerous use of boat or ship
- 04204 False alarm/Interference with aircraft or air transport facilities
- 04205 Endangering traffic offences
- 04206 Reckless and Negligent Acts

05 KIDNAPPING AND RELATED OFFENCES

0510 051 FALSE IMPRISONMENT, ABDUCTION

- 05101 False Imprisonment
- 05102 Abduction of person under 16 years of age

06 ROBBERY, EXTORTION AND HIGHJACKING OFFENCES

0610 ROBBERY

- 06101 Robbery of an establishment or institution
- 06102 Robbery of cash or goods in transit
- 06103 Robbery from the person

0620 EXTORTION OFFENCES

- 06201 Blackmail, extortion

0630 HIJACKING OFFENCES

- 06301 Carjacking, high jacking/unlawful seizure of aircraft/vessel

07 BURGLARY AND RELATED OFFENCES

0710 BURGLARY

- 07101 Aggravated burglary
- 07102 Burglary (not aggravated)
- 07103 Possession of an article (with intent to burgle, steal, demand)
- 07104 Burglary and theft

08 THEFT AND RELATED OFFENCES

0810 THEFT/TAKING OF VEHICLE AND RELATED OFFENCES

- 08101 Theft/Unauthorized taking of vehicle
- 08102 Interfering with vehicle (with intent to steal item or vehicle)
- 08103 Theft of a motor vehicle
- 08104 Theft of a motor vehicle using violence
- 08105 Theft of a motor vehicle using offensive weapon or firearms or threatening to use them
- 08106 Dealing in stolen motor vehicle or parts thereof
- 08107 Failure to report suspected stolen vehicle by motor dealer
- 08108 Selling or receiving a motor vehicle without document effecting such sale
- 08109 Failing to issue a declaration or certificate being a motor vehicle dealer
- 08110 Failing to present declaration or certificate being a motor vehicle purchaser

- 08111 Tempering with motor vehicle (Conceal or disguise identification)
- 08112 Failure to report the alteration or change of colour of a motor vehicle at registration office for amendment
- 08113 Driving motor vehicle without number plates or without satisfactory explanation
- 08114 Manufacturing instruments which may be in the commission of offence
- 08115 Making number plates or key for a person without seeing any identification for that person
- 08116 Breaking into motor vehicle
- 08117 Attempting to steal a motor vehicle
- 08118 Attempting to receive a stolen motor vehicle
- 08119 Conspiring with any other person in the commission of the offence
- 08120 Selling or assisting to sell a motor vehicle having reason to believe it is stolen

0820 THEFT (NOT VEHICLE)

- 08201 Theft from person
- 08202 Theft from shop
- 08203 Theft from vehicle
- 08204 Theft/Unauthorized taking of a pedal cycle
- 08205 Theft of, or interference with, mail, postal matter
- 08206 Theft of other property
- 08207 Theft common
- 08208 Store breaking and theft
- 08209 Theft by agent
- 08210 Theft by person in public service
- 08211 Theft by servant and clerk
- 08212 Theft from a person
- 08213 Theft of a postal matter
- 08214 House breaking and theft
- 08215 Stealing goods in transit

0830 HANDLING STOLEN PROPERTY

- 08301 Handling/ carrying or possession of stolen property
- 08302 In possession of property stolen outside Botswana
- 08303 Receiving stolen property

09 FRAUD, DECEPTION AND RELATED OFFENCES

0910 FRAUD, FORGERY AND FALSE INSTRUMENT OFFENCES

- 09101 Fraud, deception, false pretence offences
- 09102 Forging an instrument to defraud
- 09103 Possession of an article for use in fraud, deception or extortion
- 09104 Falsification of accounts
- 09105 Offences under the Companies Act
- 09106 Offences under the Investment Intermediaries Act
- 09107 Offences under the Stock Exchange Act
- 09108 Forging licenses
- 09109 Forgery and uttering
- 09110 Making documents without authority

0920 OTHER FRAUD

- 09201 Money laundering
- 09202 Embezzlement
- 09203 Fraud against the country

- 09204 Importation/Sale/Supply of tobacco
- 09205 Fraudulent appropriation of power

0930 COUNTERFEITING CURRENCY AND RELATED OFFENCES

- 09301 Counterfeiting notes and coins

0940 CORRUPTION

- 09401 Corruption (involving public office holder)
- 09402 Official corruption
- 09403 Removal of property under lawful seizure

10 CONTROLLED DRUG OFFENCES

1010 IMPORTATION/MANUFACTURE OF DRUGS

- 10101 Importation of drugs
- 10102 Cultivation or manufacture of drugs

1020 POSSESSION OF DRUGS

- 10201 Possession of drugs for sale or supply
- 10202 Possession of drugs for personal use

1030 OTHER DRUG OFFENCES

- 10301 Forged or altered prescription offences
- 10302 Failure to produce order, prescription, or drug book for inspection
- 10303 Possessing or using a habit forming drug
- 10304 Failure to comply with conditions of drug permit or license
- 10305 Dealing in a habit forming drugs
- 10306 Obstruction under the Drugs Act

11 WEAPONS AND EXPLOSIVES OFFENCES

1110 EXPLOSIVES, CHEMICAL WEAPONS OFFENCES

- 11101 Causing an explosion
- 11102 Making of explosives
- 11103 Possession of explosives
- 11104 Chemical weapons offences

1120 FIREARMS OFFENCES

- 11201 Discharging a firearm
- 11202 Going armed in public
- 11203 Owning an arm without license
- 11204 Failure to comply with the demands of production of arm license or certificate
- 11205 Dangerous acts with arms
- 11206 Having in possession arms or ammunition while convicted of offence under this act
- 11207 Making false statement for the purpose of procuring registration as an arm dealer
- 11208 Making false entry in an arm dealers registry
- 11209 Failing to keep an arm or ammunition under safe custody
- 11210 Failure to report lost or stolen arm/ammunition
- 11211 Importing arms or ammunition without permit
- 11212 Exporting arms or ammunition without permit
- 11213 Possessing unregistered arms or ammunitions
- 11214 Selling arm or ammunition
- 11215 Disposing arms or ammunitions
- 11216 Transferring arms or ammunitions
- 11217 Manufacturing arms or ammunitions without Manufacturer' license
- 11218 Possessing special types of arms or ammunition
- 11219 Importing arms or ammunitions of war without permit
- 11220 Possessing unregistered arms or ammunition of war without permit

- 11221 Owning an arm or ammunition of war/arm without license
- 11222 Use of arms to resist arrest

1130 OFFENSIVE WEAPONS OFFENCES (NEC)

- 11301 Possession of offensive weapons (not firearms)

1140 FIREWORKS OFFENCES

- 11401 Fireworks Offences (for sale, IGNITING etc.)

12 DAMAGE TO PROPERTY AND TO THE ENVIRONMENT

1210 CRIMINAL DAMAGE

- 12101 Arson
- 12102 Criminal damage (not arson)
- 12103 Malicious injury to property

1220 ENVIRONMENTAL DAMAGE

- 12201 Litter offences

13 PUBLIC ORDER AND OTHER SOCIAL CODE OFFENCES

1310 DISORDERLY CONDUCT

- 13101 Affray/Riot/Violent disorder
- 13102 Public order offences
- 13103 Drunkenness offences
- 13104 Air rage-disruptive or drunken behaviour on aircraft

1320 TRESPASS OFFENCES

- 13201 Forcible entry and occupation (not burglary)
- 13202 Trespass on lands or enclosed areas
- 13203 Criminal trespass

1330 LIQUOR LICENSING OFFENCES

- 13301 Failure to keep register being a hotel liquor license premises
- 13302 Carrying on other businesses on licensed premises
- 13303 Altering licensed premises without approval by the licensing authority
- 13304 Selling intoxicating liquor without license
- 13305 Selling liquor to young persons
- 13306 Obstructing a health inspector to carry out his/her duty
- 13307 Selling intoxicating liquor to a drunken person
- 13308 Procuring drink for drunken person
- 13309 Making a false entry or statement in a hotel register
- 13310 Departing from licensed premises without paying
- 13311 Drinking liquor in a bottle store or on a prohibited area
- 13312 Failure to provide meals and accommodation being a hotel keeper
- 13313 Obstruct/resist licensed premises to be closed by authorized person
- 13314 Refusing to leave licensed premises
- 13315 Adulterating liquor
- 13316 Permitting licensed premises to be a brothel
- 13317 Making business or trading without a license/certificate
- 13318 Willingly making a false statement in a document
- 13319 Keeping wholesale quantities of intoxicating liquor on licensed premises
- 13320 Other Liquor licensing offences
- 13321 Other Registered clubs offences
- 13322 Other restaurant offences

1340 PROSTITUTION OFFENCES

- 13401 Brothel keeping

- 13402 Organization of prostitution
- 13403 Prostitution, including soliciting etc.
- 1350 REGULATED BETTING/MONEY, COLLECTION/TRADING OFFENCES**
 - 13501 Offences under the Betting Acts
 - 13502 Collecting money without permit, unauthorized collection
 - 13503 Offences under Gaming and Lotteries Acts
 - 13504 Permit/License offences for casual/street trading
- 1360 SOCIAL CODE OFFENCES (NEC)**
 - 13601 Bestiality
 - 13602 Indecency
 - 13603 Allowing a child (under 16 years) to beg
 - 13604 Bigamy
 - 13605 Begging
 - 13606 Rogues and vagabonds
- 14 ROAD AND TRAFFIC OFFENCES (NEC)**
 - 1410 DRIVING LICENCE/INSURANCE OFFENCES**
 - 14101 Driving license-failure to have, produce, etc.
 - 14102 Insurance-failure to have, produce, display, etc.
 - 14103 Driving an unlicensed motor vehicle.
 - 14104 Failure to display road license.
 - 1420 VEHICLE TAX/REGISTRATION OFFENCES**
 - 14201 Owning or driving unregistered motor vehicle
 - 14202 Misuse of Trade License
 - 14203 Failure to comply with conditions of motor dealer's license
 - 1430 ROADWORTHINESS/REGULATORY OFFENCES**
 - 14301 Misuse of trailers, weight and other offences
 - 14302 Obstruction under Road Traffic Acts
 - 14303 Driving motor vehicle with worn out tires
 - 14304 Driving motor vehicle with insufficient hand brake
 - 14305 Driving motor vehicle with insufficient foot brake
 - 14306 Drawing a trailer with inefficient braking foot brake
 - 14307 Drawing motor vehicle not equipped with mudguard
 - 14308 Driving motor vehicle with defective warning device
 - 14309 Riding a bicycle with defective warning device
 - 14310 Driving motor vehicle with shattered windscreen
 - 14311 Driving motor vehicle with defective wipers
 - 14312 Driving motor vehicle without mirrors, speedometer, fuel cap
 - 14313 Driving motor vehicle with defective head lamps
 - 14314 Driving motor vehicle with defective park lamps
 - 14315 Driving motor vehicle with defective rear/tail lamps
 - 14316 Driving motor vehicle with defective stop lights
 - 14317 Driving motor vehicle with defective registration lamps
 - 14318 Riding a bicycle at night without lamps
 - 14319 Operating an animal drawn vehicle without a lamp
 - 14320 Driving a motor vehicle with defective indicator
 - 14321 Driving a motor vehicle with height exceeding 4.1 meters
 - 14322 Riding bicycle on a dangerous position
 - 14323 Failure to keep record of the driver
 - 14324 Spanning more than two donkeys abreast
 - 14325 Walking along / across the road in a dangerous manner
 - 14326 Making noise / sounding instrument for the purpose of touting

- 14327 Permitting incompetent person to drive animal drawn vehicle
- 14328 Leaving animal drawn vehicle unattended
- 14329 Failure to stop at a level crossing
- 14330 Failure to close the gate
- 14331 Ungazetted identification plates
- 14332 Carrying passengers while a learner
- 14333 Failure to display red letter L
- 14334 Failure to obey warning sign on projecting loads overloading goods
- 14335 Carrying goods or passengers in a manner likely to obscure driver's view.
- 14336 Driving motor vehicle exceeding 10.5 meters during prohibited hours
- 14337 Failure to wear a protective helmet
- 14338 Failure to display number plates
- 14339 Driving a motor unaccompanied whilst a learner
- 14340 Permitting unlicensed person to drive
- 14341 Carrying a passenger, animal or article in front of a motor cycle driver
- 14342 Riding a motor vehicle in a dangerous position
- 14343 Causing damage to a motor vehicle
- 14344 Tampering with a motor vehicle
- 14345 Taking a motor vehicle without authority
- 14346 Leaving a motor vehicle unattended
- 14347 Obstructing a police officer
- 14348 Applying for a license without disclosing endorsement
- 14349 Failure to obey police direction or signal
- 14350 Failure to obey traffic signs or signals
- 14351 Careless driving (other vehicles)
- 14352 Reckless Driving (other vehicles)
- 14353 Drunken driving of other vehicles (not motor vehicles)
- 14354 Fraudulent use of imitated plates document or mark
- 14355 Giving false information to public servant
- 14356 Failure to stop and report an accident
- 14357 Failure to provide breath or blood specimen
- 14358 Leaving cattle unattended on main road
- 14359 Playing games obstructing road ushers
- 14360 Lead, drive animal or vehicle on foot path
- 14361 Fraudulent application for driving license
- 14362 Failure to stop and report a fatal accident
- 14363 In charge of a motor vehicle whilst unfit through drinks
- 14364 Reckless drinking (motor vehicle)
- 14365 Using a motor vehicle in such condition as to constitute danger to the public
- 14366 Traffic in obscene publication
- 14367 Driving while disqualified
- 14368 Other road offences

1440 ROAD TRANSPORT/PUBLIC SERVICE VEHICLE OFFENCES

- 14401 Road Transport - carriage of goods offences
- 14402 Overloading passengers in a P.S.V
- 14403 Using a P.S.V without a P.S.V driving license
- 14404 Operating P.S.V in unhygienic condition
- 14405 Driving a P.S.V without a fire extinguisher
- 14406 Conducting without conducting P.S.V
- 14407 Driving P.S.V without P.S.V driving license
- 14408 Driving P.S.V without due care and attention
- 14409 P.S.V reckless driving
- 14410 Disobeying P.S.V. driver /conductor not to enter because it is full

- 14411 Public Service Vehicle offences
- 14412 Light rail offences (Luauus)

15 OFFENCES AGAINST GOVERNMENT, JUSTICE PROCEDURES AND ORGANISATION OF CRIME

1510 OFFENCES AGAINST GOVERNMENT AND ITS AGENTS

- 15101 Treason
- 15102 Breaches of Offences Against the State Acts
- 15103 Breaches of Official Secrets Act
- 15104 Impersonating member of An Garda Síochána
- 15105 Electoral offences including personation
- 15106 Public mischief-annoying phone calls, wasting police time
- 15107 Criminal Assets Bureau offences
- 15108 Non compliance with Garda direction
- 15109 Destruction of statutory document
- 15110 Traffic in obscene publication
- 15111 Abuse of office
- 15112 False assumption of authority
- 15113 False information to a public officer
- 15114 Personating persons employed in public service
- 15115 Tampering with public officers
- 15116 Undermining authority of a public service
- 15117 Refusal to be searched by authorized person
- 15118 Holding any interest without permission from the minister
- 15119 Possession of stamp dye
- 15120 Wearing nurses uniform

1520 ORGANISATION OF CRIME AND CONSPIRACY TO COMMIT CRIME

- 15201 Criminal organization offences (organized crime)
- 15202 Conspiracy to commit a crime

1530 PERVERTING THE COURSE OF JUSTICE

- 15301 Perjury
- 15302 Interfering with a jury (embracery)
- 15303 Assisting offenders
- 15304 Public mischief, pervert course of justice, conceal offence
- 15305 Obstructing court officers
- 15306 Destroying evidence
- 15307 Interfering with a witness

1540 OFFENCES WHILE IN CUSTODY AND RELATED OFFENCES

- 15401 Escape or help to escape from custody
- 15402 Prison offences

1550 BREACH OF JUSTICE/COURT ORDER

- 15501 Breach of Domestic Violence Order (protection, safety, barring)
- 15502 Breach of the peace
- 15503 Breach of bail
- 15504 Failure to comply under Sex Offenders Act
- 15505 Breach of order under Family Law Act
- 15506 Dealing in any assets subject to an order of the court
- 15507 Other failure to comply with court order, jury summons, warrant etc.

16 OFFENCES NOT ELSEWHERE CLASSIFIED (NEC)

1610 IMPORTATION/CONTROL/WELFARE OF ANIMALS OFFENCES

- 16101 Illegal importation of animals
- 16102 Control of horses offences
- 16103 Dog ownership offences (license, control etc.)
- 16104 Injuring animals
- 16105 Killing animals with intent to steal
- 16106 Unlawful wounding
- 16107 Offences against animals

1620 FISHERIES/MARITIME OFFENCES

- 16201 Breaches of fishing quota/related regulation

1630 USE OF DATA, ELECTRONIC COUNTERFEIT AND BROADCASTING OFFENCES

- 16301 Unauthorized accessing of data
- 16302 Recording, possession, distribution of counterfeit material
- 16303 Unauthorized broadcasting and illegal signal reception

1640 IMMIGRATION OFFENCES/ CARRIER LIABILITIES

- 16401 Overstaying in Botswana
- 16402 Making a contradictory statement for the purpose of entering Botswana
- 16403 Unlawful entry in Botswana
- 16404 Failure to comply with visit conditions
- 16405 Failure to transmit residential permit to the board
- 16406 Failure to transmit residential permit to the minister
- 16407 Re- entering Botswana as a prohibited immigrant
- 16408 Aiding or abetting unlawful entry
- 16409 Forging certificates or documents for the purpose of entering Botswana
Uttering or using false certificate or document for the purpose of entering Botswana
- 16410 Botswana
- 16411 Unlawful possession of residential permit
Delivering residential permit, passport or other I.D document for the use by other person
- 16412 person
- 16413 Forging or altering unlawfully a residential permit, passport or any I.D document

1650 STOCK THEFT

- 16501 Duty to ascertain bonafides of seller of stock
- 16502 Trespass with intent to steal
- 16503 Night delivery of stock
- 16504 Making false statement in a certificate
- 16505 Failure to produce removal certificate
- 16506 Tampering with stock or produce
- 16507 Possession of stolen stock
- 16508 Dealing in stolen stock or produce
- 16509 Stealing stock or produce

1660 PRECIOUS STONES OFFENCES

- 16601 Failure to report discovery of precious stones
- 16602 Entering any protection area when the exclusion order is still in force
- 16603 Making false statement in order to apply for dealers license or permit
- 16604 Signing false notes of sale and purchase
- 16605 Dealing in rough or uncut precious stone to keep register of transaction
- 16606 Failure to deliver picked or found precious stone to the police station
- 16607 Dealing in precious stones during nighttime, Sunday or holidays
- 16608 Making false declaration of discovery of precious stones
- 16609 Placing of precious stones where not naturally found
- 16610 Unlawful dealing in and possession of rough or uncut precious stones
- 16611 Purchases from or sale to unauthorized person

16612 Failure to report imported precious stone in the district

1670 MISCELLANEOUS OFFENCES

- 16701 Abortion
- 16702 Procuring or assisting in abortion
- 16703 Concealment of birth
- 16704 Destroying/Disposing of a dead body
- 16705 Pawn broking offences
- 16706 Offences in connection with rail travel
- 16707 Employment permit offences (relating to non-Batswana national)
- 16708 Idle and disorderly person
- 16711 Cheating
- 16712 Entering dwelling with intent to commit offence
- 16713 Obtaining by false pretenses
- 16715 Attempt to commit an offence
- 16716 Unnatural offence
- 16717 Accessory after fact

