




# CONSUMER PRICE INDEX

April 2016



Copyrights © Statistics Botswana 2016



## STATISTICS BOTSWANA

**Contact Statistician:**  
Phaladi Labobedi

Statistics Botswana. Private Bag 0024 Gaborone Botswana  
Tel: (+267) 3567 1300. Fax (+267) 395 2201. Email: [info@statsbots.org](mailto:info@statsbots.org). Website: [www.cso.gov.bw](http://www.cso.gov.bw)



## CONTENTS

### COMMENTARY

Section 1: Headline Inflation

Section 2: Core Inflation

### CHARTS

1. National Rates of Inflation, January 2013 – April 2016
2. Monthly Changes in the Cost-of-Living Index, January 2013 – April 2016
3. Non-Tradable Inflation Rates, January 2013 – April 2016
4. Tradable Inflation Rates, January 2013 – April 2016

### TABLES

1. Cost-of-Living Index Series (January 2013 – April 2016)
2. National Cost-of-Living Group and Section Indices
3. Cost-of-Living Index by Tradability (January 2013 – April 2016)
4. Core Inflation Rates
5. Annual Average Inflation Rates 2008-2015

### GLOSSARY

## COMMENTARY

### Section 1: **Headline Inflation**

The annual inflation rate in April 2016 was 2.8 percent, a decline of 0.2 of a percentage point on the March rate of 3.0 percent. Annual inflation in April 2016 recorded the same rate as in the similar month of 2015.

The inflation rates for regions between March 2016 and April 2016 showed that Cities & Towns went down to 2.6 percent from 3.1 percent while Rural Villages' and Urban Villages' remained unchanged at 2.7 and 3.2 percent respectively.

The April national Consumer Price index rose from 184.9 in March to 186.5 in April 2016, an increase of 0.9 percent. The Cities & Towns' index realized an increase of 1.0 percent, moving from 183.0 to 184.8. The Urban Villages' index' went up by 0.8 percent, advancing from 184.0 in March to 185.5 in April, while Rural Villages index registered an increase of 0.7 percent, moving from 191.0 to 192.3 between the two months.

Group indices were generally stable between March and April 2016, recording changes of less than 1.0 percent, except Miscellaneous Goods & Services which recorded 6.5 percent.

The Miscellaneous Goods & Services group index recorded an increase of 6.5 percent, from 149.6 in March to 159.3 in April. This was due to the increase of the constituent section indices of Insurance (9.5 percent) and Taxes Licenses, Fees (0.7 Percent).

The Food & Non-Alcoholic Beverages group index went up from 200.4 to 202.0, registering an increase of 0.8 percent between March and April. The rise was due to the increase in the section indices, notably; Fruits (3.5 percent), Vegetables (3.4 percent), Bread & Cereals (0.8 percent) and Meat (Fresh, Chilled & Frozen) (0.7 percent).

The Alcoholic Beverages, Tobacco & Narcotics group index went up from 264.6 to 266.1, recording an increase of 0.6 percent between March and April. The rise was attributed to the general increase in the section indices especially; Tobacco which recorded an increase of 1.8 percent.

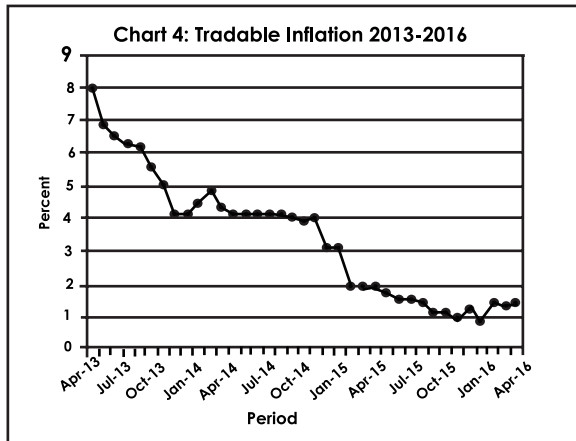
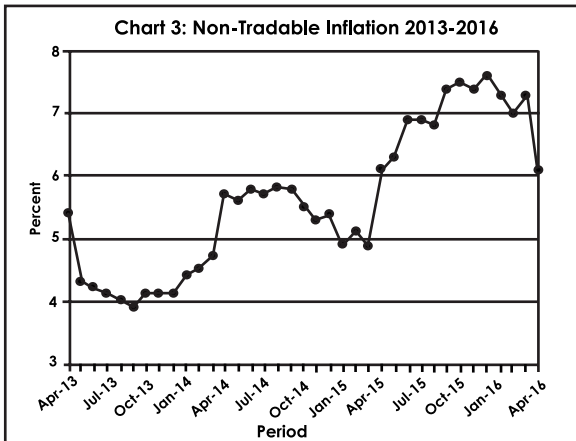
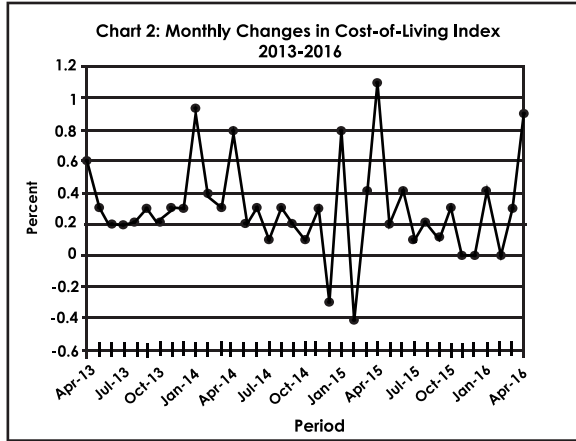
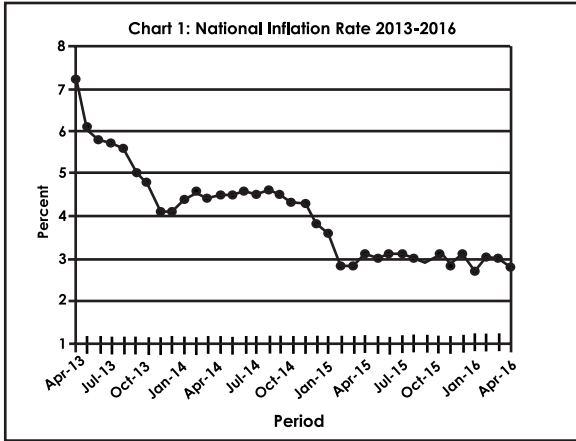
All-Tradable inflation rate was 1.4 percent in April, a rise of 0.1 of a percentage point on the March rate of 1.3 percent. The Non-Tradable inflation rate dropped from 7.3 percent to 6.1 percent between March and April. The Domestic Tradable inflation recorded a rate of 2.3 percent compared to 2.1 percent in March. The Imported Tradable inflation rate increased from 0.8 percent to 0.9 percent between the two periods.

All-Tradable index moved from 188.4 in March to 189.3 in April registering a rise of 0.5 percent. The Non-Tradable index advanced from 175.5 in March to 178.7 in April, registering an increase of 1.8 percent. The Domestic Tradable index went up by 0.6 percent moving from 211.1 to 212.4 between the two periods, while the Imported Tradable index moved from 176.7 in March to 177.4 in April, recording a rise of 0.4 percent.

### Section 2: **Core Inflation**

The Trimmed Mean Core Inflation rate registered a drop of 0.1 of a percentage point, moving from 2.5 percent to 2.4 percent. The Core Inflation rate by exclusion went up by 0.2 of a percentage point, moving from 3.7 percent in March to 3.9 percent in April 2016.

## Charts



**A.N. Majelantle**  
**Statistician General**  
**13<sup>th</sup> May 2016**

## TABLES

**TABLE 1: COST OF LIVING INDEX** (September 2006 =100.0)

|                               |      | Food       | Alcohol<br>&<br>Tobacco | Clothing<br>&<br>Footwear | Housing    | Furniture<br>etc | Health     | Transport  | Com-<br>muni-<br>cation | Rec. &<br>Culture | Edu-<br>cation | Rest.<br>& Ho-<br>tels | Miscel-<br>laneous |
|-------------------------------|------|------------|-------------------------|---------------------------|------------|------------------|------------|------------|-------------------------|-------------------|----------------|------------------------|--------------------|
| Weights                       |      | 21.84      | 9.29                    | 7.52                      | 11.46      | 6.76             | 2.71       | 18.98      | 3.01                    | 2.22              | 3.37           | 3.27                   | 9.57               |
| <b>2013</b>                   | Jan  | 185.2      | 216.9                   | 148.0                     | 148.8      | 164.0            | 146.8      | 170.0      | 91.7                    | 132.6             | 148.4          | 204.6                  | 129.2              |
|                               | Feb  | 186.0      | 217.2                   | 148.6                     | 148.9      | 164.5            | 147.2      | 170.1      | 91.7                    | 132.8             | 148.4          | 204.9                  | 129.2              |
|                               | Mar  | 187.1      | 222.1                   | 149.1                     | 149.5      | 165.2            | 147.4      | 170.4      | 91.7                    | 133.0             | 148.4          | 205.6                  | 129.3              |
|                               | Apr  | 187.7      | 226.1                   | 150.4                     | 152.2      | 165.8            | 147.6      | 170.5      | 91.7                    | 135.9             | 148.4          | 208.2                  | 129.0              |
|                               | May  | 188.3      | 226.7                   | 151.5                     | 152.2      | 166.3            | 147.8      | 170.7      | 91.7                    | 136.0             | 148.4          | 210.1                  | 129.3              |
|                               | Jun  | 188.6      | 226.9                   | 152.3                     | 153.4      | 167.4            | 148.4      | 170.7      | 91.7                    | 136.1             | 148.4          | 210.6                  | 129.3              |
|                               | Jul  | 188.8      | 227.2                   | 152.9                     | 153.5      | 167.9            | 148.7      | 171.2      | 91.7                    | 136.3             | 148.4          | 210.8                  | 129.6              |
|                               | Aug  | 189.5      | 227.5                   | 153.3                     | 153.7      | 168.2            | 149.0      | 171.4      | 91.7                    | 136.5             | 148.4          | 213.0                  | 129.7              |
|                               | Sept | 190.2      | 228.0                   | 153.8                     | 154.5      | 169.1            | 149.1      | 171.4      | 92.0                    | 137.1             | 148.4          | 213.8                  | 129.8              |
|                               | Oct  | 190.7      | 228.2                   | 154.3                     | 154.7      | 169.5            | 150.2      | 171.5      | 92.0                    | 137.4             | 148.4          | 214.5                  | 130.8              |
|                               | Nov  | 191.2      | 229.2                   | 155.3                     | 154.8      | 170.8            | 150.4      | 172.1      | 92.0                    | 138.4             | 148.4          | 215.8                  | 131.0              |
|                               | Dec  | 191.4      | 231.0                   | 155.9                     | 155.2      | 171.5            | 150.7      | 172.2      | 92.1                    | 138.6             | 148.4          | 218.5                  | 131.1              |
| <b>2014</b>                   | Jan  | 191.9      | 234.8                   | 156.9                     | 155.4      | 171.8            | 157.4      | 173.2      | 92.1                    | 139.1             | 159.4          | 221.9                  | 131.6              |
|                               | Feb  | 192.6      | 239.9                   | 157.7                     | 155.5      | 171.9            | 157.6      | 173.3      | 92.1                    | 139.3             | 159.4          | 223.1                  | 131.6              |
|                               | Mar  | 193.1      | 243.3                   | 158.5                     | 156.5      | 173.8            | 157.8      | 172.2      | 92.1                    | 139.6             | 159.4          | 224.2                  | 131.7              |
|                               | Apr  | 193.8      | 245.9                   | 159.1                     | 158.4      | 174.0            | 158.8      | 172.3      | 92.1                    | 141.6             | 159.4          | 225.2                  | 137.7              |
|                               | May  | 194.3      | 247.5                   | 160.0                     | 158.5      | 174.4            | 159.0      | 172.3      | 92.1                    | 141.8             | 159.4          | 226.2                  | 137.8              |
|                               | Jun  | 194.6      | 247.8                   | 161.1                     | 159.2      | 176.1            | 162.4      | 172.3      | 92.1                    | 141.9             | 159.4          | 226.7                  | 137.9              |
|                               | Jul  | 194.9      | 248.1                   | 161.9                     | 159.2      | 176.3            | 162.5      | 172.5      | 92.1                    | 142.0             | 159.4          | 227.4                  | 137.9              |
|                               | Aug  | 195.0      | 248.2                   | 162.3                     | 159.3      | 177.0            | 162.8      | 174.1      | 92.1                    | 142.3             | 159.4          | 228.5                  | 138.1              |
|                               | Sept | 195.3      | 248.3                   | 163.1                     | 159.7      | 178.1            | 163.1      | 174.2      | 92.1                    | 142.7             | 159.4          | 229.0                  | 138.2              |
|                               | Oct  | 195.5      | 248.6                   | 163.9                     | 159.8      | 178.4            | 163.1      | 174.3      | 92.1                    | 142.7             | 159.4          | 229.4                  | 138.2              |
|                               | Nov  | 196.0      | 248.7                   | 165.0                     | 159.9      | 179.1            | 163.4      | 175.2      | 92.1                    | 143.1             | 159.4          | 229.9                  | 138.9              |
|                               | Dec  | 196.3      | 248.6                   | 166.1                     | 161.4      | 180.0            | 163.5      | 170.7      | 92.1                    | 143.5             | 159.4          | 230.3                  | 138.9              |
| <b>2015</b>                   | Jan  | 196.3      | 254.2                   | 167.2                     | 161.5      | 182.0            | 167.6      | 171.2      | 92.1                    | 143.5             | 169.5          | 232.0                  | 139.2              |
|                               | Feb  | 196.7      | 256.7                   | 169.2                     | 161.3      | 183.5            | 167.7      | 163.8      | 92.1                    | 143.9             | 169.5          | 235.7                  | 139.5              |
|                               | Mar  | 196.7      | 259.4                   | 170.4                     | 162.3      | 184.7            | 167.8      | 164.0      | 92.1                    | 144.1             | 169.5          | 236.8                  | 139.6              |
|                               | Apr  | 196.7      | 260.6                   | 171.1                     | 168.3      | 185.1            | 167.9      | 164.3      | 92.1                    | 150.9             | 169.5          | 237.1                  | 148.0              |
|                               | May  | 196.8      | 261.3                   | 172.1                     | 168.1      | 185.6            | 171.9      | 164.3      | 92.6                    | 151.3             | 169.5          | 237.7                  | 148.0              |
|                               | Jun  | 196.6      | 261.7                   | 173.3                     | 171.0      | 186.9            | 172.2      | 164.4      | 92.5                    | 151.3             | 169.5          | 239.2                  | 148.7              |
|                               | Jul  | 196.8      | 262.1                   | 174.0                     | 171.1      | 187.1            | 172.6      | 164.6      | 92.5                    | 151.5             | 169.5          | 239.6                  | 148.7              |
|                               | Aug  | 197.1      | 262.6                   | 175.4                     | 171.2      | 187.6            | 172.7      | 164.6      | 92.5                    | 151.5             | 169.8          | 240.4                  | 148.9              |
|                               | Sept | 197.4      | 260.8                   | 176.5                     | 175.3      | 188.9            | 173.0      | 162.8      | 92.5                    | 151.7             | 169.8          | 241.2                  | 149.0              |
|                               | Oct  | 197.8      | 263.2                   | 177.5                     | 175.3      | 189.3            | 173.1      | 163.0      | 92.5                    | 152.0             | 169.8          | 243.4                  | 149.1              |
|                               | Nov  | 197.7      | 263.7                   | 178.2                     | 175.1      | 189.2            | 173.2      | 162.9      | 92.5                    | 152.1             | 169.8          | 244.0                  | 149.1              |
|                               | Dec  | 197.7      | 264.0                   | 179.0                     | 177.1      | 189.8            | 173.2      | 160.8      | 92.5                    | 152.3             | 169.8          | 244.6                  | 149.0              |
| <b>2016</b>                   | Jan  | 198.6      | 264.1                   | 180.4                     | 177.2      | 190.0            | 173.3      | 160.9      | 92.5                    | 152.8             | 175.7          | 245.3                  | 149.7              |
|                               | Feb  | 199.8      | 264.5                   | 181.6                     | 177.0      | 190.2            | 173.4      | 158.6      | 92.5                    | 153.6             | 175.7          | 246.0                  | 149.3              |
|                               | Mar  | 200.4      | 264.6                   | 182.7                     | 179.3      | 190.6            | 173.5      | 158.8      | 92.5                    | 153.8             | 175.7          | 246.6                  | 149.6              |
|                               | Apr  | 202.0      | 266.1                   | 183.6                     | 179.3      | 190.9            | 174.0      | 159.1      | 92.5                    | 153.9             | 175.9          | 247.3                  | 159.3              |
| <b>% Change on last month</b> |      | <b>0.8</b> | <b>0.6</b>              | <b>0.5</b>                | <b>0.0</b> | <b>0.1</b>       | <b>0.3</b> | <b>0.2</b> | <b>0.0</b>              | <b>0.1</b>        | <b>0.1</b>     | <b>0.3</b>             | <b>6.5</b>         |

**TABLE 1: COST OF LIVING INDEX(Cont.)**

|                               |      | All Items Index | National Inflation Rate | Monthly Change | Towns & Cities Index | Urban Villages Index | Rural Villages Index | Towns & Cities | Urban Villages | Rural Villages |
|-------------------------------|------|-----------------|-------------------------|----------------|----------------------|----------------------|----------------------|----------------|----------------|----------------|
|                               |      | 100             | %                       | %              | 47.33                | 33.76                | 18.91                | %              | %              | %              |
| <b>2013</b>                   | Jan  | 165.9           | 7.5                     | 0.6            | 165.0                | 164.8                | 170                  | 7.5            | 7.0            | 8.3            |
|                               | Feb  | 166.2           | 7.5                     | 0.2            | 165.2                | 165.0                | 170.7                | 7.5            | 6.9            | 8.3            |
|                               | Mar  | 167.1           | 7.6                     | 0.6            | 166.0                | 166.2                | 171.8                | 7.5            | 7.2            | 8.3            |
|                               | Apr  | 168.2           | 7.2                     | 0.6            | 167.3                | 167.4                | 172.1                | 7.3            | 6.9            | 7.7            |
|                               | May  | 168.7           | 6.1                     | 0.3            | 168.0                | 167.5                | 172.5                | 5.9            | 5.9            | 6.9            |
|                               | Jun  | 169.1           | 5.8                     | 0.2            | 168.1                | 168.1                | 173.3                | 5.5            | 5.8            | 6.6            |
|                               | Jul  | 169.4           | 5.7                     | 0.2            | 168.5                | 168.3                | 173.5                | 5.5            | 5.5            | 6.4            |
|                               | Aug  | 169.8           | 5.6                     | 0.2            | 168.8                | 168.7                | 174.0                | 5.5            | 5.3            | 6.4            |
|                               | Sept | 170.2           | 5.0                     | 0.3            | 169.1                | 169.2                | 174.7                | 4.5            | 5.0            | 6.4            |
|                               | Oct  | 170.6           | 4.8                     | 0.2            | 169.4                | 169.6                | 175.4                | 4.2            | 4.9            | 6.1            |
|                               | Nov  | 171.2           | 4.1                     | 0.3            | 169.9                | 170.0                | 176.4                | 3.5            | 4.3            | 5.5            |
|                               | Dec  | 171.7           | 4.1                     | 0.3            | 170.2                | 170.5                | 177.3                | 3.6            | 4.0            | 5.3            |
| <b>2014</b>                   | Jan  | 173.1           | 4.4                     | 0.9            | 171.7                | 172.2                | 178.6                | 4.0            | 4.5            | 5.0            |
|                               | Feb  | 173.9           | 4.6                     | 0.4            | 172.6                | 172.7                | 179.4                | 4.5            | 4.7            | 5.1            |
|                               | Mar  | 174.5           | 4.4                     | 0.3            | 173.2                | 173.4                | 179.6                | 4.4            | 4.3            | 4.6            |
|                               | Apr  | 175.9           | 4.5                     | 0.8            | 174.7                | 174.5                | 181.2                | 4.4            | 4.3            | 5.3            |
|                               | May  | 176.3           | 4.5                     | 0.2            | 174.9                | 175.2                | 181.5                | 4.2            | 4.6            | 5.2            |
|                               | Jun  | 176.8           | 4.6                     | 0.3            | 175.5                | 175.6                | 182.1                | 4.4            | 4.5            | 5.1            |
|                               | Jul  | 177.0           | 4.5                     | 0.1            | 175.8                | 175.9                | 182.1                | 4.3            | 4.5            | 5.0            |
|                               | Aug  | 177.5           | 4.6                     | 0.3            | 176.3                | 176.3                | 182.7                | 4.5            | 4.5            | 5.0            |
|                               | Sept | 177.8           | 4.5                     | 0.2            | 176.4                | 176.6                | 183.5                | 4.3            | 4.4            | 5.0            |
|                               | Oct  | 178.0           | 4.3                     | 0.1            | 176.6                | 176.7                | 183.8                | 4.2            | 4.2            | 4.8            |
|                               | Nov  | 178.5           | 4.3                     | 0.3            | 177.2                | 177.2                | 184.3                | 4.3            | 4.3            | 4.5            |
|                               | Dec  | 178.1           | 3.8                     | (0.3)          | 176.7                | 177.0                | 183.7                | 3.8            | 3.8            | 3.6            |
| <b>2015</b>                   | Jan  | 179.5           | 3.6                     | 0.8            | 177.9                | 178.5                | 185.3                | 3.6            | 3.7            | 3.7            |
|                               | Feb  | 178.8           | 2.8                     | (0.4)          | 177.1                | 177.7                | 185.1                | 2.6            | 2.9            | 3.2            |
|                               | Mar  | 179.4           | 2.8                     | 0.4            | 177.5                | 178.3                | 186.0                | 2.5            | 2.8            | 3.6            |
|                               | Apr  | 181.3           | 3.1                     | 1.1            | 180.0                | 179.7                | 187.4                | 3.1            | 3.0            | 3.4            |
|                               | May  | 181.6           | 3.0                     | 0.2            | 180.2                | 180.1                | 188.1                | 3.0            | 2.8            | 3.6            |
|                               | Jun  | 182.3           | 3.1                     | 0.4            | 180.9                | 180.8                | 188.2                | 3.1            | 3.0            | 3.4            |
|                               | Jul  | 182.5           | 3.1                     | 0.1            | 181.1                | 181.1                | 188.5                | 3.1            | 3.0            | 3.5            |
|                               | Aug  | 182.8           | 3.0                     | 0.2            | 181.3                | 181.6                | 188.9                | 2.8            | 3.0            | 3.4            |
|                               | Sept | 183.1           | 2.9                     | 0.1            | 181.5                | 181.6                | 189.5                | 2.9            | 2.8            | 3.3            |
|                               | Oct  | 183.6           | 3.1                     | 0.3            | 182.3                | 182.1                | 189.5                | 3.2            | 3.0            | 3.1            |
|                               | Nov  | 183.7           | 2.9                     | 0.0            | 182.4                | 182.0                | 189.8                | 2.9            | 2.7            | 3.0            |
|                               | Dec  | 183.6           | 3.1                     | (0.0)          | 182.3                | 182.0                | 189.9                | 3.2            | 2.8            | 3.4            |
| <b>2016</b>                   | Jan  | 184.3           | 2.7                     | 0.4            | 182.7                | 183.1                | 190.5                | 2.7            | 2.6            | 2.8            |
|                               | Feb  | 184.2           | 3.0                     | (0.0)          | 182.3                | 183.3                | 190.9                | 2.9            | 3.2            | 3.1            |
|                               | Mar  | 184.9           | 3.0                     | 0.3            | 183.0                | 184.0                | 191.0                | 3.1            | 3.2            | 2.7            |
|                               | Apr  | 186.5           | 2.8                     | 0.9            | 184.8                | 185.5                | 192.3                | 2.6            | 3.2            | 2.7            |
| <b>% Change on last month</b> |      | <b>0.9</b>      |                         |                | <b>1.0</b>           | <b>0.8</b>           | <b>0.7</b>           |                |                |                |

**TABLE 2 :National Cost-of-Living Group and Section Indices**

(September 2006=100.0)

| Group Section                                                | Weights      | This month<br>Apr<br>2016 | Last month<br>Mar<br>2016 | 3 months<br>ago<br>Jan<br>2016 | 6 months<br>ago<br>Oct<br>2015 | 12 months<br>ago<br>Apr<br>2015 | Percentage Change on |              |              |               |
|--------------------------------------------------------------|--------------|---------------------------|---------------------------|--------------------------------|--------------------------------|---------------------------------|----------------------|--------------|--------------|---------------|
|                                                              |              |                           |                           |                                |                                |                                 | Last month           | 3 months ago | 6 months ago | 12 months ago |
| <b>1 Food &amp; Non-Alcoholic Beverages</b>                  | <b>21.84</b> | <b>202.0</b>              | <b>200.4</b>              | <b>198.6</b>                   | <b>197.8</b>                   | <b>196.7</b>                    | <b>0.8</b>           | <b>1.7</b>   | <b>2.1</b>   | <b>2.7</b>    |
| 1.1 Bread & Cereals                                          | 6.51         | 189.7                     | 188.2                     | 187.2                          | 187.8                          | 186.6                           | 0.8                  | 1.3          | 1.0          | 1.6           |
| 1.2 Meat (Fresh, Chilled & Frozen)                           | 3.15         | 208.1                     | 206.6                     | 206.4                          | 205.2                          | 205.4                           | 0.7                  | 0.9          | 1.5          | 1.3           |
| 1.3 Fish (Fresh, Chilled & Frozen)                           | 0.20         | 215.8                     | 215.0                     | 213.3                          | 213.4                          | 207.7                           | 0.4                  | 1.1          | 1.1          | 3.9           |
| 1.4 Milk, Cheese & Milk Products                             | 2.19         | 204.4                     | 204.3                     | 204.2                          | 203.5                          | 202.0                           | 0.0                  | 0.1          | 0.5          | 1.2           |
| 1.5 Oils & Fats                                              | 0.90         | 228.9                     | 228.5                     | 228.3                          | 229.2                          | 230.5                           | 0.2                  | 0.3          | (0.1)        | (0.7)         |
| 1.6 Fruit                                                    | 0.67         | 156.9                     | 151.7                     | 149.7                          | 145.4                          | 151.5                           | 3.5                  | 4.9          | 7.9          | 3.6           |
| 1.7 Vegetables                                               | 1.94         | 227.7                     | 220.2                     | 207.4                          | 200.5                          | 203.8                           | 3.4                  | 9.8          | 13.6         | 11.7          |
| 1.8 Sugar, Jam, Honey, Chocolate & Confectionery             | 1.36         | 211.5                     | 211.0                     | 209.2                          | 210.0                          | 203.0                           | 0.3                  | 1.1          | 0.7          | 4.2           |
| 1.9 Food not else where Classified                           | 2.36         | 202.6                     | 202.4                     | 201.4                          | 201.1                          | 197.6                           | 0.1                  | 0.6          | 0.7          | 2.5           |
| 1.10 Coffee, Tea & Cocoa                                     | 0.63         | 227.4                     | 227.3                     | 227.0                          | 224.6                          | 219.9                           | 0.0                  | 0.1          | 1.2          | 3.4           |
| 1.11 Mineral Waters, Soft Drinks, Fruits & Veg. Juices       | 1.94         | 190.7                     | 190.6                     | 190.7                          | 190.4                          | 189.1                           | 0.1                  | (0.0)        | 0.2          | 0.8           |
| <b>2 Alcoholic Beverages, Tobacco &amp; Narcotics</b>        | <b>9.29</b>  | <b>266.1</b>              | <b>264.6</b>              | <b>264.1</b>                   | <b>263.2</b>                   | <b>260.6</b>                    | <b>0.6</b>           | <b>0.7</b>   | <b>1.1</b>   | <b>2.1</b>    |
| 2.1 Alcoholic Beverages                                      | 8.09         | 261.3                     | 260.4                     | 260.1                          | 259.1                          | 257.5                           | 0.3                  | 0.5          | 0.9          | 1.5           |
| 2.2 Tobacco                                                  | 1.20         | 298.3                     | 293.0                     | 291.5                          | 290.7                          | 281.2                           | 1.8                  | 2.3          | 2.6          | 6.1           |
| <b>3 Clothing and Footwear</b>                               | <b>7.52</b>  | <b>183.6</b>              | <b>182.7</b>              | <b>180.4</b>                   | <b>177.5</b>                   | <b>171.1</b>                    | <b>0.5</b>           | <b>1.8</b>   | <b>3.4</b>   | <b>7.3</b>    |
| 3.1 Clothing                                                 | 3.33         | 215.6                     | 214.7                     | 211.1                          | 207.0                          | 199.3                           | 0.5                  | 2.1          | 4.2          | 8.2           |
| 3.2 Other articles of Clothing                               | 1.82         | 157.6                     | 157.2                     | 156.2                          | 155.6                          | 150.4                           | 0.3                  | 0.9          | 1.3          | 4.8           |
| 3.3 Cleaning, Repair & Hire                                  | 0.03         | 226.9                     | 226.1                     | 218.5                          | 214.2                          | 204.1                           | 0.4                  | 3.9          | 5.9          | 11.2          |
| 3.4 Footwear                                                 | 2.34         | 157.7                     | 156.4                     | 155.0                          | 152.0                          | 146.6                           | 0.8                  | 1.7          | 3.7          | 7.6           |
| <b>4 Housing, Water, Electr. Gas &amp; Other Fuels</b>       | <b>11.46</b> | <b>179.3</b>              | <b>179.3</b>              | <b>177.2</b>                   | <b>175.3</b>                   | <b>168.3</b>                    | <b>0.0</b>           | <b>1.2</b>   | <b>2.3</b>   | <b>6.6</b>    |
| 4.1 Rent paid by Tenants                                     | 5.68         | 166.8                     | 166.8                     | 162.2                          | 157.7                          | 143.7                           | 0.0                  | 2.9          | 5.8          | 16.1          |
| 4.2 Materials for Maintenance & Repair of dwellings          | 2.57         | 153.6                     | 153.4                     | 153.3                          | 153.6                          | 154.6                           | 0.1                  | 0.1          | 0.0          | (0.7)         |
| 4.3 Water Supply & Misc. Services                            | 1.14         | 203.1                     | 203.1                     | 203.1                          | 202.8                          | 202.8                           | 0.0                  | 0.0          | 0.2          | 0.2           |
| 4.4 Electricity Gas and other Fuels                          | 2.06         | 232.8                     | 232.7                     | 234.0                          | 235.6                          | 234.0                           | 0.0                  | (0.5)        | (1.2)        | (0.5)         |
| <b>5 Furnishing, H/H Equipment &amp; Routine Maintenance</b> | <b>6.76</b>  | <b>190.9</b>              | <b>190.6</b>              | <b>190.0</b>                   | <b>189.3</b>                   | <b>185.1</b>                    | <b>0.1</b>           | <b>0.5</b>   | <b>0.8</b>   | <b>3.1</b>    |
| 5.1 Furniture & Furnishing                                   | 2.31         | 170.9                     | 170.8                     | 169.4                          | 168.4                          | 164.9                           | 0.0                  | 0.9          | 1.5          | 3.6           |
| 5.2 Carpets & Other Floor Coverings                          | 0.04         | 184.3                     | 184.1                     | 181.2                          | 178.7                          | 171.4                           | 0.1                  | 1.7          | 3.1          | 7.5           |
| 5.3 Household Textiles                                       | 0.44         | 176.0                     | 175.4                     | 174.2                          | 173.2                          | 169.8                           | 0.3                  | 1.0          | 1.6          | 3.6           |
| 5.4 Household Appliances                                     | 0.69         | 164.3                     | 163.9                     | 162.9                          | 161.4                          | 157.4                           | 0.3                  | 0.9          | 1.8          | 4.4           |
| 5.5 Glassware, Tableware & Household Utensils                | 0.44         | 198.9                     | 198.5                     | 197.2                          | 194.3                          | 191.4                           | 0.2                  | 0.8          | 2.3          | 3.9           |
| 5.6 Small Tools, Miscellaneous Accessories                   | 0.06         | 190.7                     | 190.0                     | 187.2                          | 186.4                          | 183.9                           | 0.3                  | 1.9          | 2.3          | 3.7           |
| 5.7 Goods & Services for H/hold Maintenance                  | 2.79         | 215.1                     | 214.9                     | 215.2                          | 215.5                          | 210.4                           | 0.1                  | (0.0)        | (0.2)        | 2.3           |

**TABLE 2 :National Cost-of-Living Group and Section Indices** (September 2006=100.0) cont...

| Group Section                                        | Weights      | This month<br>Apr<br>2016 | Last month<br>Mar<br>2016 | 3 months<br>ago<br>Jan<br>2016 | 6 months<br>ago<br>Oct<br>2015 | 12 months<br>ago<br>Apr<br>2015 | Percentage Change on |              |              |               |
|------------------------------------------------------|--------------|---------------------------|---------------------------|--------------------------------|--------------------------------|---------------------------------|----------------------|--------------|--------------|---------------|
|                                                      |              |                           |                           |                                |                                |                                 | Last month           | 3 months ago | 6 months ago | 12 months ago |
| <b>6 Health</b>                                      | <b>2.71</b>  | <b>174.0</b>              | <b>173.5</b>              | <b>173.3</b>                   | <b>173.1</b>                   | <b>167.9</b>                    | <b>0.3</b>           | <b>0.4</b>   | <b>0.5</b>   | <b>3.6</b>    |
| 6.1 Medical Products, App. & Equip.                  | 0.35         | 223.0                     | 222.7                     | 220.8                          | 219.8                          | 213.0                           | 0.1                  | 1.0          | 1.4          | 4.7           |
| 6.2 Out-patient Services                             | 0.66         | 187.9                     | 186.3                     | 186.3                          | 185.9                          | 185.0                           | 0.9                  | 0.9          | 1.1          | 1.6           |
| 6.3 Hospital Services                                | 1.71         | 158.5                     | 158.5                     | 158.5                          | 158.5                          | 152.1                           | 0.0                  | 0.0          | 0.0          | 4.2           |
| <b>7 Transport</b>                                   | <b>18.98</b> | <b>159.1</b>              | <b>158.8</b>              | <b>160.9</b>                   | <b>163.0</b>                   | <b>164.3</b>                    | <b>0.2</b>           | <b>(1.1)</b> | <b>(2.4)</b> | <b>(3.2)</b>  |
| 7.1 Purchase of Vehicles                             | 5.89         | 153.1                     | 152.8                     | 155.7                          | 159.1                          | 159.4                           | 0.2                  | (1.7)        | (3.8)        | (4.0)         |
| 7.2 Operation of Personal Transport                  | 10.92        | 158.6                     | 158.2                     | 160.2                          | 162.1                          | 164.3                           | 0.3                  | (1.0)        | (2.2)        | (3.5)         |
| 7.3 Transport Services                               | 2.17         | 178.2                     | 178.2                     | 178.2                          | 177.8                          | 177.8                           | 0.0                  | 0.0          | 0.2          | 0.2           |
| <b>8 Communication</b>                               | <b>3.01</b>  | <b>92.5</b>               | <b>92.5</b>               | <b>92.5</b>                    | <b>92.5</b>                    | <b>92.1</b>                     | <b>0.0</b>           | <b>0.0</b>   | <b>0.0</b>   | <b>0.5</b>    |
| 8.1 Postal Services                                  | 0.04         | 261.2                     | 261.2                     | 261.2                          | 261.2                          | 226.1                           | 0.0                  | 0.0          | 0.0          | 15.5          |
| 8.2 Telephone & Telefax Equipment                    | 0.74         | 66.6                      | 66.6                      | 66.6                           | 66.6                           | 66.6                            | 0.0                  | 0.0          | 0.0          | 0.0           |
| 8.3 Telephone & Telefax Services                     | 2.23         | 98.1                      | 98.1                      | 98.1                           | 98.1                           | 98.2                            | 0.0                  | 0.0          | 0.0          | (0.1)         |
| <b>9 Recreation &amp; Culture</b>                    | <b>2.22</b>  | <b>153.9</b>              | <b>153.8</b>              | <b>152.8</b>                   | <b>152.0</b>                   | <b>150.9</b>                    | <b>0.1</b>           | <b>0.7</b>   | <b>1.2</b>   | <b>2.0</b>    |
| 9.1 Audio Visual, Photographic & Info. Proce. Equip. | 1.09         | 116.2                     | 116.2                     | 115.8                          | 114.9                          | 113.6                           | 0.1                  | 0.3          | 1.2          | 2.3           |
| 9.2 Other Recreational Items & Equip.                | 0.18         | 188.9                     | 188.8                     | 181.3                          | 180.5                          | 175.8                           | 0.1                  | 4.2          | 4.6          | 7.4           |
| 9.3 Recreational & Cultural Services                 | 0.76         | 178.4                     | 178.4                     | 178.4                          | 178.1                          | 178.2                           | 0.0                  | 0.0          | 0.2          | 0.1           |
| 9.4 Newspapers, Books & Stationary                   | 0.19         | 235.2                     | 234.8                     | 232.1                          | 231.2                          | 229.4                           | 0.2                  | 1.3          | 1.7          | 2.5           |
| <b>10 Education</b>                                  | <b>3.37</b>  | <b>175.9</b>              | <b>175.7</b>              | <b>175.7</b>                   | <b>169.8</b>                   | <b>169.5</b>                    | <b>0.1</b>           | <b>0.1</b>   | <b>3.6</b>   | <b>3.8</b>    |
| 10.1 Pre-Primary & Primary Education                 | 1.10         | 234.1                     | 233.6                     | 233.6                          | 226.7                          | 225.7                           | 0.2                  | 0.2          | 3.2          | 3.7           |
| 10.2 Secondary & Tertiary Education                  | 2.26         | 147.5                     | 147.5                     | 147.5                          | 142.1                          | 142.1                           | 0.0                  | 0.0          | 3.8          | 3.8           |
| <b>11 Restaurants &amp; Hotels</b>                   | <b>3.27</b>  | <b>247.3</b>              | <b>246.6</b>              | <b>245.3</b>                   | <b>243.4</b>                   | <b>237.1</b>                    | <b>0.3</b>           | <b>0.8</b>   | <b>1.6</b>   | <b>4.3</b>    |
| 11.1 Restaurants, Cafes and the Like                 | 3.08         | 251.5                     | 250.8                     | 249.4                          | 247.5                          | 241.1                           | 0.3                  | 0.8          | 1.6          | 4.3           |
| 11.2 Accommodation Services                          | 0.19         | 180.2                     | 179.5                     | 178.7                          | 176.2                          | 171.4                           | 0.4                  | 0.9          | 2.3          | 5.2           |
| <b>12 Miscellaneous Goods &amp; Services</b>         | <b>9.57</b>  | <b>159.3</b>              | <b>149.6</b>              | <b>149.7</b>                   | <b>149.1</b>                   | <b>148.0</b>                    | <b>6.5</b>           | <b>6.4</b>   | <b>6.8</b>   | <b>7.6</b>    |
| 12.1 Personal Care                                   | 0.66         | 167.0                     | 166.8                     | 165.9                          | 166.8                          | 165.9                           | 0.1                  | 0.6          | 0.1          | 0.6           |
| 12.2 Personal Effects N.E.C.                         | 0.04         | 157.8                     | 157.6                     | 157.2                          | 156.5                          | 149.6                           | 0.1                  | 0.4          | 0.9          | 5.5           |
| 12.3 Social Protection                               | 0.14         | 258.3                     | 258.3                     | 258.3                          | 214.9                          | 210.5                           | 0.0                  | 0.0          | 20.2         | 22.7          |
| 12.4 Insurance                                       | 6.32         | 164.2                     | 149.9                     | 151.0                          | 151.0                          | 150.8                           | 9.5                  | 8.7          | 8.7          | 8.9           |
| 12.5 Financial Services                              | 0.18         | 161.6                     | 161.1                     | 160.7                          | 160.3                          | 154.3                           | 0.3                  | 0.6          | 0.8          | 4.7           |
| 12.6 Taxes Licences, Fees                            | 2.24         | 136.9                     | 135.9                     | 133.4                          | 133.3                          | 130.3                           | 0.7                  | 2.6          | 2.7          | 5.0           |
| <b>All-Items Index</b>                               | <b>100.0</b> | <b>186.5</b>              | <b>184.9</b>              | <b>184.3</b>                   | <b>183.6</b>                   | <b>181.3</b>                    | <b>0.9</b>           | <b>1.2</b>   | <b>1.6</b>   | <b>2.8</b>    |



**TABLE 3: COST-OF-LIVING INDEX BY TRADABILITY** (September 2006 = 100.0)

|                               |      | All Items |           | Non-Tradable |           | Domestic Tradable |           | Imported Tradable |           | All Tradable |           |
|-------------------------------|------|-----------|-----------|--------------|-----------|-------------------|-----------|-------------------|-----------|--------------|-----------|
|                               |      | Index     | Inflation | Index        | Inflation | Index             | Inflation | Index             | Inflation | Index        | Inflation |
| Weights                       |      | 100.00    |           | 30.92        |           | 23.91             |           | 45.17             |           | 69.08        |           |
| <b>2013</b>                   | Jan  | 165.9     | 7.5       | 148.4        | 5.2       | 185.6             | 9.5       | 167.1             | 7.6       | 173.4        | 8.3       |
|                               | Feb  | 166.2     | 7.5       | 148.5        | 5.3       | 186.0             | 9.2       | 167.5             | 7.6       | 173.8        | 8.2       |
|                               | Mar  | 167.1     | 7.6       | 148.8        | 5.3       | 188.4             | 9.4       | 168.1             | 7.7       | 175.0        | 8.4       |
|                               | Apr  | 168.2     | 7.2       | 150.1        | 5.4       | 190.9             | 8.4       | 168.4             | 7.5       | 176.0        | 7.9       |
|                               | May  | 168.7     | 6.1       | 150.4        | 4.3       | 191.4             | 7.5       | 168.9             | 6.3       | 176.5        | 6.8       |
|                               | Jun  | 169.1     | 5.8       | 151.1        | 4.2       | 191.1             | 6.9       | 169.5             | 6.2       | 176.8        | 6.5       |
|                               | Jul  | 169.4     | 5.7       | 151.2        | 4.1       | 191.1             | 6.8       | 170.1             | 6.0       | 177.2        | 6.3       |
|                               | Aug  | 169.8     | 5.6       | 151.4        | 4.0       | 191.4             | 6.8       | 170.5             | 5.8       | 177.6        | 6.2       |
|                               | Sept | 170.2     | 5.0       | 151.8        | 3.9       | 191.9             | 6.6       | 171.0             | 4.7       | 178.1        | 5.5       |
|                               | Oct  | 170.6     | 4.8       | 152.3        | 4.1       | 192.1             | 5.8       | 171.4             | 4.5       | 178.5        | 5.0       |
|                               | Nov  | 171.6     | 4.1       | 152.8        | 4.1       | 192.9             | 5.0       | 171.9             | 3.6       | 179.1        | 4.1       |
|                               | Dec  | 171.7     | 4.1       | 153.3        | 4.1       | 193.3             | 4.8       | 172.4             | 3.7       | 179.5        | 4.1       |
| <b>2014</b>                   | Jan  | 173.1     | 4.4       | 154.9        | 4.4       | 196.4             | 5.8       | 173.1             | 3.6       | 181.0        | 4.4       |
|                               | Feb  | 173.9     | 4.6       | 155.1        | 4.5       | 198.9             | 6.9       | 173.4             | 3.5       | 182.1        | 4.8       |
|                               | Mar  | 174.5     | 4.4       | 155.9        | 4.7       | 199.7             | 6.0       | 173.7             | 3.3       | 182.5        | 4.3       |
|                               | Apr  | 175.9     | 4.5       | 158.7        | 5.7       | 200.6             | 5.1       | 174.2             | 3.4       | 183.2        | 4.1       |
|                               | May  | 176.3     | 4.5       | 158.9        | 5.6       | 201.2             | 5.1       | 174.8             | 3.5       | 183.8        | 4.1       |
|                               | Jun  | 176.8     | 4.6       | 159.8        | 5.8       | 201.5             | 5.4       | 175.2             | 3.4       | 184.1        | 4.1       |
|                               | Jul  | 177.0     | 4.5       | 159.8        | 5.7       | 201.7             | 5.5       | 175.5             | 3.2       | 184.4        | 4.1       |
|                               | Aug  | 177.5     | 4.6       | 160.1        | 5.8       | 201.8             | 5.4       | 176.3             | 3.4       | 185.0        | 4.1       |
|                               | Sept | 177.8     | 4.5       | 160.6        | 5.8       | 201.6             | 5.1       | 176.7             | 3.3       | 185.3        | 4.0       |
|                               | Oct  | 178.0     | 4.3       | 160.6        | 5.5       | 201.7             | 5.0       | 177.0             | 3.3       | 185.5        | 3.9       |
|                               | Nov  | 178.5     | 4.3       | 160.9        | 5.3       | 201.7             | 4.6       | 178.0             | 3.5       | 186.2        | 4.0       |
|                               | Dec  | 178.1     | 3.8       | 161.6        | 5.4       | 201.7             | 4.3       | 176.6             | 2.4       | 185.2        | 3.1       |
| <b>2015</b>                   | Jan  | 179.5     | 3.6       | 162.5        | 4.9       | 204.7             | 4.2       | 177.4             | 2.5       | 186.7        | 3.1       |
|                               | Feb  | 178.8     | 2.8       | 163.0        | 5.1       | 205.6             | 3.4       | 175.0             | 0.9       | 185.4        | 1.9       |
|                               | Mar  | 179.4     | 2.8       | 163.6        | 4.9       | 206.9             | 3.6       | 175.3             | 1.0       | 186.1        | 1.9       |
|                               | Apr  | 181.3     | 3.1       | 168.4        | 6.1       | 207.6             | 3.5       | 175.9             | 0.9       | 186.7        | 1.9       |
|                               | May  | 181.6     | 3.0       | 168.9        | 6.3       | 207.7             | 3.2       | 176.1             | 0.8       | 186.9        | 1.7       |
|                               | Jun  | 182.3     | 3.1       | 170.7        | 6.9       | 207.6             | 3.0       | 176.3             | 0.6       | 187.0        | 1.5       |
|                               | Jul  | 182.5     | 3.1       | 170.9        | 6.9       | 207.5             | 2.9       | 176.8             | 0.7       | 187.3        | 1.5       |
|                               | Aug  | 182.8     | 3.0       | 171.0        | 6.8       | 207.7             | 2.9       | 177.3             | 0.6       | 187.7        | 1.4       |
|                               | Sept | 183.1     | 2.9       | 172.5        | 7.4       | 207.0             | 2.7       | 177.0             | 0.2       | 187.2        | 1.1       |
|                               | Oct  | 183.6     | 3.1       | 172.7        | 7.5       | 208.3             | 3.3       | 177.4             | 0.2       | 187.6        | 1.1       |
|                               | Nov  | 183.7     | 2.9       | 172.8        | 7.4       | 208.6             | 3.4       | 177.3             | -0.4      | 188.0        | 1.0       |
|                               | Dec  | 183.6     | 3.1       | 173.8        | 7.6       | 208.7             | 3.5       | 176.5             | 0.0       | 187.5        | 1.2       |
| <b>2016</b>                   | Jan  | 184.3     | 2.7       | 174.4        | 7.3       | 209.9             | 2.6       | 176.9             | -0.3      | 188.1        | 0.8       |
|                               | Feb  | 184.2     | 3.0       | 174.5        | 7.0       | 210.8             | 2.5       | 176.3             | 0.7       | 188.0        | 1.4       |
|                               | Mar  | 184.9     | 3.0       | 175.5        | 7.3       | 211.1             | 2.1       | 176.7             | 0.8       | 188.4        | 1.3       |
|                               | Apr  | 186.5     | 2.8       | 178.7        | 6.1       | 212.4             | 2.3       | 177.4             | 0.9       | 189.3        | 1.4       |
| <b>% Change on last month</b> |      | 0.9       |           | 1.8          |           | 0.6               |           | 0.4               |           | 0.5          |           |

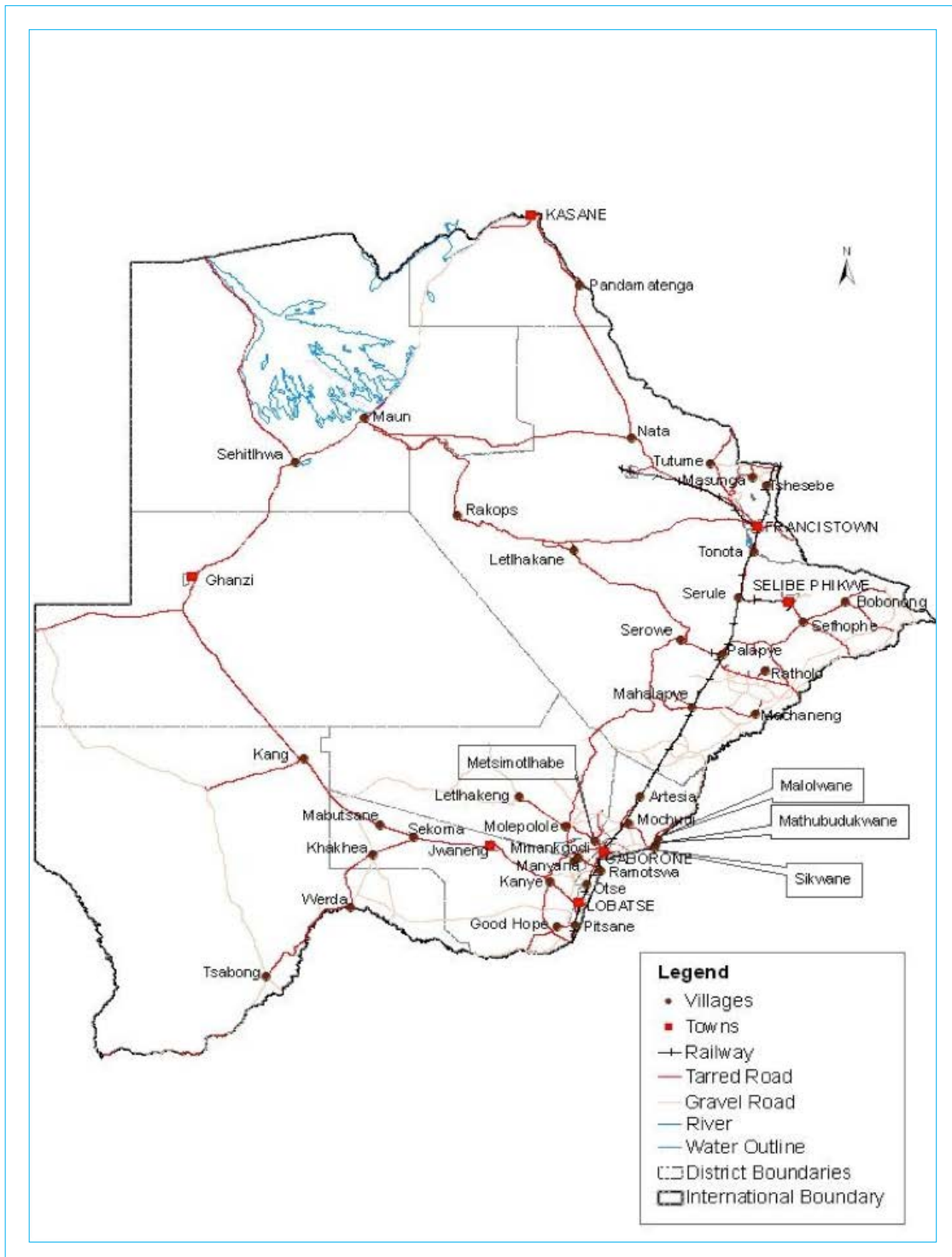
**TABLE 4: Core Inflation Rates by Exclusion and Trimmed Mean**

| Year        | Month | Consumer Price Index<br>(Trimmed Mean)<br>(September<br>2006 = 100) | Core Monthly Inflation<br>Rate<br>(Trimmed Mean)<br>(percentage) | Consumer Price Index<br>(Excluding Administered Prices)<br>(September 2006 = 100) | Core Monthly Inflation<br>(Excluding Administered Prices)<br>(percentage) |
|-------------|-------|---------------------------------------------------------------------|------------------------------------------------------------------|-----------------------------------------------------------------------------------|---------------------------------------------------------------------------|
| <b>2013</b> |       |                                                                     |                                                                  |                                                                                   |                                                                           |
|             | Jan   | 166.8                                                               | 7.2                                                              | 166.8                                                                             | 6.9                                                                       |
|             | Feb   | 167.2                                                               | 7.2                                                              | 167.2                                                                             | 6.9                                                                       |
|             | Mar   | 168.3                                                               | 7.3                                                              | 168.4                                                                             | 7.0                                                                       |
|             | Apr   | 172.2                                                               | 6.8                                                              | 169.4                                                                             | 6.4                                                                       |
|             | May   | 166.9                                                               | 6.0                                                              | 170.0                                                                             | 6.1                                                                       |
|             | Jun   | 168.4                                                               | 5.7                                                              | 170.3                                                                             | 5.7                                                                       |
|             | Jul   | 168.7                                                               | 5.5                                                              | 170.7                                                                             | 5.5                                                                       |
|             | Aug   | 169.1                                                               | 5.4                                                              | 171.1                                                                             | 5.3                                                                       |
|             | Sept  | 169.8                                                               | 4.7                                                              | 171.7                                                                             | 5.2                                                                       |
|             | Oct   | 171.5                                                               | 4.7                                                              | 172.2                                                                             | 4.9                                                                       |
|             | Nov   | 176.1                                                               | 4.0                                                              | 172.9                                                                             | 4.7                                                                       |
|             | Dec   | 174.8                                                               | 4.0                                                              | 173.5                                                                             | 4.7                                                                       |
| <b>2014</b> |       |                                                                     |                                                                  |                                                                                   |                                                                           |
|             | Jan   | 173.9                                                               | 4.1                                                              | 175.4                                                                             | 5.2                                                                       |
|             | Feb   | 173.4                                                               | 4.1                                                              | 176.3                                                                             | 5.5                                                                       |
|             | Mar   | 175.1                                                               | 4.0                                                              | 177.1                                                                             | 5.2                                                                       |
|             | Apr   | 175.0                                                               | 4.1                                                              | 178.2                                                                             | 5.2                                                                       |
|             | May   | 175.4                                                               | 4.1                                                              | 178.8                                                                             | 5.2                                                                       |
|             | Jun   | 177.8                                                               | 4.2                                                              | 179.4                                                                             | 5.3                                                                       |
|             | Jul   | 178.0                                                               | 4.2                                                              | 179.7                                                                             | 5.3                                                                       |
|             | Aug   | 177.6                                                               | 4.2                                                              | 180.3                                                                             | 5.3                                                                       |
|             | Sept  | 177.8                                                               | 4.1                                                              | 180.7                                                                             | 5.2                                                                       |
|             | Oct   | 179.0                                                               | 4.0                                                              | 180.9                                                                             | 5.1                                                                       |
|             | Nov   | 179.6                                                               | 3.9                                                              | 181.5                                                                             | 5.0                                                                       |
|             | Dec   | 176.6                                                               | 3.7                                                              | 182.0                                                                             | 4.9                                                                       |
| <b>2015</b> |       |                                                                     |                                                                  |                                                                                   |                                                                           |
|             | Jan   | 178.5                                                               | 3.6                                                              | 183.7                                                                             | 4.8                                                                       |
|             | Feb   | 178.6                                                               | 3.2                                                              | 184.8                                                                             | 4.8                                                                       |
|             | Mar   | 179.2                                                               | 3.3                                                              | 185.6                                                                             | 4.8                                                                       |
|             | Apr   | 184.1                                                               | 3.6                                                              | 186.7                                                                             | 4.8                                                                       |
|             | May   | 184.4                                                               | 3.5                                                              | 187.1                                                                             | 4.7                                                                       |
|             | Jun   | 185.1                                                               | 3.6                                                              | 187.9                                                                             | 4.7                                                                       |
|             | Jul   | 185.4                                                               | 3.6                                                              | 188.2                                                                             | 4.7                                                                       |
|             | Aug   | 185.8                                                               | 3.5                                                              | 188.6                                                                             | 4.6                                                                       |
|             | Sept  | 186.5                                                               | 3.4                                                              | 189.3                                                                             | 4.8                                                                       |
|             | Oct   | 187.1                                                               | 3.6                                                              | 189.9                                                                             | 5.0                                                                       |
|             | Nov   | 187.1                                                               | 3.3                                                              | 190.0                                                                             | 4.7                                                                       |
|             | Dec   | 187.0                                                               | 3.2                                                              | 190.3                                                                             | 4.5                                                                       |
| <b>2016</b> |       |                                                                     |                                                                  |                                                                                   |                                                                           |
|             | Jan   | 187.8                                                               | 2.8                                                              | 191.1                                                                             | 4.0                                                                       |
|             | Feb   | 188.2                                                               | 2.6                                                              | 191.6                                                                             | 3.7                                                                       |
|             | Mar   | 188.7                                                               | 2.5                                                              | 192.4                                                                             | 3.7                                                                       |
|             | Apr   | 189.7                                                               | 2.4                                                              | 193.9                                                                             | 3.9                                                                       |

**Table 5: Average Annual Inflation ( September 2006=100)**

|    | Group                                          | Weights      | YEAR        |            |            |            |            |            |            |            |
|----|------------------------------------------------|--------------|-------------|------------|------------|------------|------------|------------|------------|------------|
|    |                                                |              | 2008        | 2009       | 2010       | 2011       | 2012       | 2013       | 2014       | 2015       |
| 1  | Food & Non-Alcoholic Beverages                 | 21.84        | 20.2        | 14.7       | 3.6        | 6.9        | 8.0        | 5.4        | 3.0        | 1.3        |
| 2  | Alcoholic Beverages,Tobacco & Narcotics        | 9.29         | 13.2        | 35.2       | 7.1        | 8.4        | 7.6        | 10.3       | 9.0        | 6.1        |
| 3  | Clothing and Footwear                          | 7.52         | 2.0         | 8.4        | 8.0        | 8.9        | 7.5        | 6.3        | 6.0        | 7.6        |
| 4  | Housing, Water, Electr. Gas & Other Fuels      | 11.46        | 8.1         | 4.8        | 6.4        | 8.4        | 7.7        | 4.3        | 3.9        | 7.1        |
| 5  | Furnishing, H/H Equipment& Routine Maintenance | 6.76         | 6.0         | 11.9       | 9.4        | 9.0        | 7.3        | 4.9        | 5.0        | 6.1        |
| 6  | Health                                         | 2.71         | 11.3        | 5.5        | 2.7        | 4.5        | 5.9        | 5.5        | 8.3        | 6.3        |
| 7  | Transport                                      | 18.98        | 21.2        | (8.4)      | 12.1       | 13.2       | 10.8       | 7.3        | 1.2        | (5.1)      |
| 8  | Communication                                  | 3.01         | (0.3)       | (0.3)      | 1.2        | (3.0)      | (1.4)      | 0.3        | 0.3        | 0.3        |
| 9  | Recreation & Culture                           | 2.22         | 2.3         | 5.0        | 6.0        | 8.3        | 5.8        | 4.5        | 4.2        | 5.7        |
| 10 | Education                                      | 3.37         | 3.9         | 3.9        | 5.8        | 10.6       | 6.4        | 4.7        | 7.4        | 6.4        |
| 11 | Restaurants & Hotels                           | 3.27         | 12.7        | 18.8       | 9.0        | 9.3        | 8.4        | 7.9        | 7.6        | 5.5        |
| 12 | Miscellaneous Goods & Services                 | 9.57         | 4.9         | 3.8        | 7.0        | 5.3        | 2.0        | 1.2        | 5.2        | 7.2        |
|    | All-Items Index                                | <b>100.0</b> | <b>12.6</b> | <b>8.2</b> | <b>6.9</b> | <b>8.5</b> | <b>7.5</b> | <b>5.9</b> | <b>4.4</b> | <b>3.1</b> |

**PRICES COLLECTION COVERAGE FOR BOTSWANA CONSUMER PRICE INDEX (CPI)- 2016**



## Glossary

**Consumer Price Index (CPI)** is an index which measures price changes in goods and services with reference to a base period.

**Inflation** is a measurement of prices movement of goods and services in a particular country.

**Domestic Tradable** refers to the goods and services which a country (Botswana) can export to other countries.

**Imported Tradable** represents the goods and services which a country (Botswana) imports from other countries (trading partners).

**Non-Tradable** refers to the goods and services which a country cannot either export or import to other countries.

**All –Tradable** refers to the total of **Domestic** and **Imported tradable**.

**Trimmed Mean Core Inflation**- attempts to remove 8 percent (by weight) of the commodity sub-groups with the largest price changes at each of the ends of an ordered series of price changes in any given month.

**Core inflation by Exclusion** is a measure used to remove the volatility inherent in prices that are only adjusted periodically and not always in response to currently prevailing market forces.