












INTERNATIONAL WOMEN'S DAY

"Accelerate Action"

Population Of Women By Locality

Locality Type	Frequency	Percent 
Town 	 234,060	19.4
Urban 	 585,936	48.5
Rural 	 388,998	32.1
Total 	 1,208,994	100

#knowyourstatsBW



STATISTICS BOTSWANA